



COVID-19 outbreaks in Australian residential aged care homes

National snapshot

As at 8:00 am **18 April** 2024, there are **1,584** active COVID-19 cases in **216** active outbreaks in residential aged care homes (RACHs) across Australia. There has been an increase of **15** outbreaks, 10 new resident deaths and **1,285** combined new resident and staff cases reported since **11 April** 2024.

Table 1: Aged Care COVID-19 data as at 8.00am **18 April** 2024¹

Category	Active ²	Change in active (7 days)	Cumulative Total	Cumulative increase (7 days)
Outbreaks ³	216	15	20,073	91
RACHs affected	216	15	2,867	0
Resident cases ⁴	1,137	298	191,478	891
Resident deaths	N/A	N/A	6,408	10
Staff cases	447	113	107,087	394

Residential aged care homes with active outbreaks are included in Appendix 1.

Table 2: Overview of active outbreaks in Australia

	ACT	NSW	NT	QLD	SA	TAS	VIC	WA	Total
Total RACHs with outbreaks	0	64	1	32	26	9	62	22	216
Total number of active resident cases	0	321	7	143	142	83	314	127	1,137
Total number of active staff cases	0	117	1	72	43	24	127	63	447
Total outbreaks opened in previous 7 days	0	25	0	12	9	3	33	9	91
Total outbreaks closed in previous 7 days	0	22	0	15	8	2	17	11	75

¹ Outbreak opening and closure includes changes in the status of exposure sites to outbreaks (and vice versa), which are applied retrospectively to facility records. New case information can also change the status of a recovered site back to an active outbreak site. As a result, changes in active outbreak status may not align with day on day variations to active totals. These adjustments will also affect the number of cases in staff and residents reported each week.

² Active residents and staff cases are the total currently positive cases in active outbreaks

³ An outbreak is considered to be active pending advice from the relevant Public Health Unit. An outbreak is defined as at least 1 positive case in a resident or 2+ cases in staff.

⁴ Case numbers and numbers of deaths are dependent upon reporting from RACHs and validation of deaths from state and territory governments. This is subject to change as further information is provided.

Figure 1: National outbreak trends in aged care

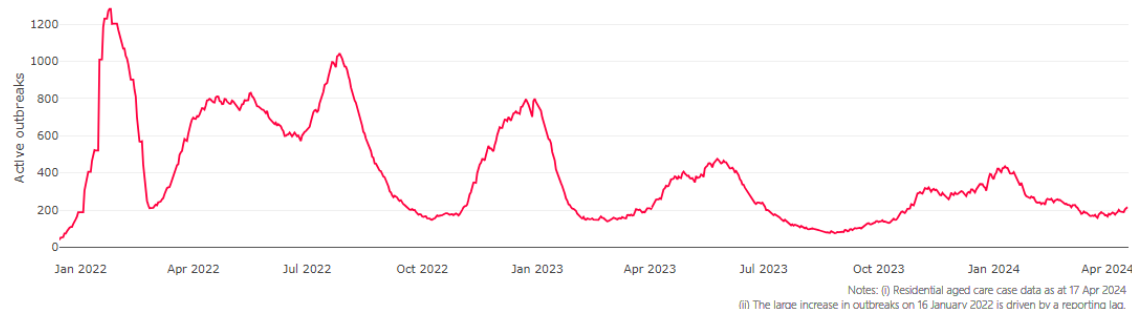
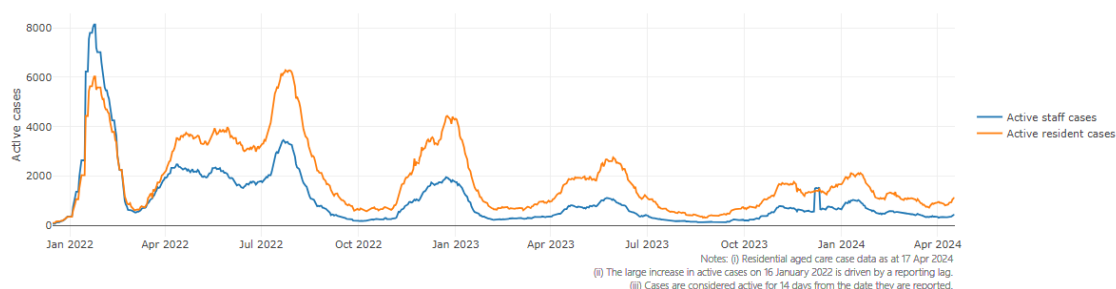


Figure 2: Trends in aged care cases – December 2021 to present



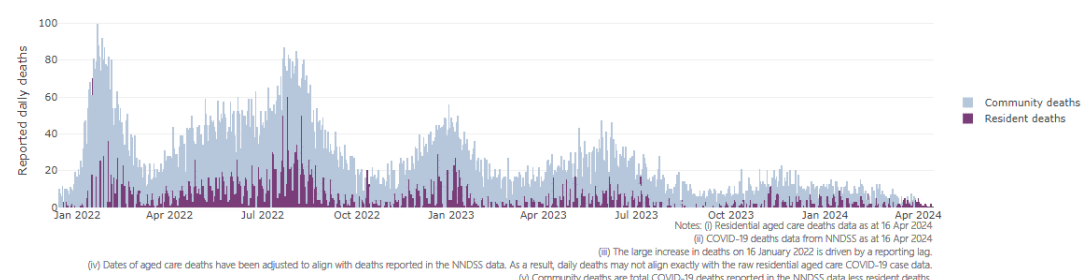
Mortality

For the period of 1 January 2024 to **18 April 2024**, COVID-19 is recorded as the cause of death in **1.7%** of all deaths in permanent residents in aged care homes.

Since the beginning of the Omicron outbreak in mid December⁵ 2021, there have been **138,962** deaths in residential aged care from all causes (report period from 15 December 2021 to **13 April 2024**)⁶. COVID-19 deaths account for 4.0% of this figure.

Over the course of the pandemic, all-cause excess mortality in residential aged care was below expected numbers in 2020, and within expected range in 2021. In the first half of 2022, all-cause excess mortality in residential aged care was above the expected range. Excess mortality for the second half of the 2022 is yet to be finalised.

Figure 3: COVID-19 deaths in RACHs overlaid with community deaths



⁵ The Omicron outbreak start date has been redefined from late November 2021 to mid December 2021. Changes have been made to align reporting with the start date of Omicron published in the department's external facing Epidemiology report.

⁶ The department is now accessing aged care deaths data from the SIEBEL dataset. Figures are live and subject to change. Source: Department of Health and Aged Care unpublished data / SIEBEL dataset.

Workforce in active residential aged care outbreaks

As at 19 April 2024, surge workforce providers report a total of 190,649 shifts in aged care services impacted by COVID-19. These shifts include roles for GPs, nurses, care workers, allied health workers, executive and ancillary staff. In the past 7 days (to 12 April 2024) surge workforce providers have assisted 14 residential aged care homes and filled 219 shifts in aged care services.

Table 3: Workforce resources supplied to RACHs

Workforce provider	Total shifts	Previous 7 days
Aspen Medical	28,952	109
HealthX	32,926	90
Randstad	27	22
Recruitment, Consulting and Staffing Association	103,905	N/A
Healthcare Australia (Workforce Surge)	15,777	N/A
Healthcare Australia (NACER)	2,295	N/A
Mable	2,711	N/A
Torrens	4,056	N/A

*Note: Workforce providers currently with ceased contracts are displayed as N/A.

The Australian Defence Force provided support to a total of 542 residential aged care homes between February and September 2022. The ADF deployment ceased on 30 September 2022.

Oral antiviral treatments

Distribution of the oral anti-viral Lagevrio (Molnupiravir) commenced on 6 February 2022 to all RACHs with outbreak sites prioritised for delivery. The National Medical Stockpile has deployed 48,269 treatment courses of Lagevrio (Molnupiravir) to RACHs.

107,382 prescriptions for Lagevrio (Molnupiravir) have been issued to residents in RACHs, with a further 10,833 prescriptions for Paxlovid (nirmatrelvir + ritonavir) also issued since 28 February 2022 and up to 31 March 2024.

*Note: Oral antiviral data is only being updated monthly.

Vaccination in RACHs

On 29 February 2024, recommendations for 2024 COVID-19 vaccinations were released. Recommended doses for the program in 2024 are based on an individual's age and level of severe immunocompromise.

In 2024, those aged 75 years and over are recommended to get a COVID-19 vaccine dose every 6 months. Those aged over 65 years of age, and adults with severe immunocompromise are recommended to receive a COVID-19 vaccine dose every 12 months and are eligible to receive a COVID-19 vaccine dose every 6 months based on individual risk-benefit assessments. All other adults can receive a single dose this year.

Recommendations can be found on the Department of Health and Aged Care (department) website at: <https://www.health.gov.au/our-work/covid-19-vaccines/getting-your-vaccination/booster-doses>. People are encouraged to seek vaccination advice from their healthcare providers, specific to their circumstances.

People living in residential aged care are a high priority for the Government's COVID-19 vaccination program.

Older age remains the biggest risk factor for severe COVID-19 disease. Vaccination offers added protection to help reduce the risk of severe illness or hospitalisation of aged care residents.

The department is working with both the aged care and primary care sectors to ensure residents have access to the COVID-19 vaccine. The department continues to target support for RACHs to arrange COVID-19 vaccinations with local primary care providers such as GPs, community pharmacists and Aboriginal Community Controlled Health Services.

The department is reviewing COVID-19 vaccination data and reporting for 2024. Updated data on COVID-19 vaccinations in residential aged care will be provided in the coming weeks.

As at 10 April 2024:

72.7% of aged care residents have received a booster dose since 1 January 2023.

77.7k (42.2%) aged care residents received a booster dose in the last 6 months.

1,922 aged care residents received a vaccine dose in the last week.

Table 4: Aged care COVID-19 Booster Doses (data as at 10 April 2024)

Jurisdiction	Received booster in last 6 months	
	Residents vaccinated	% of residents vaccinated
National	77.7k	42.2%
ACT	1.2k	51.7%

Jurisdiction	Received booster in last 6 months	
	Residents vaccinated	% of residents vaccinated
NSW	25k	42.2%
NT	<200	27.4%
QLD	15.2k	40.5%
SA	7.4k	46.5%
TAS	2.4k	54.8%
VIC	20.8k	43.7%
WA	5.6k	32.9%

Source: Matched Australian Immunisation Register (AIR) data of residents in permanent residential aged care. For reporting accuracy, the total aged care resident population only includes residents who have been linked with their vaccination records. As residential aged care populations are fluid, the total population for vaccination are an estimate only and there is an administrative lag with the aged care recipient data which is linked to AIR data. Counts may fluctuate due to enhancements to data over time. Key: k= thousand

** The department is reviewing COVID-19 vaccination data and reporting for 2024. Updated data on COVID-19 vaccinations in residential aged care will be provided in the coming weeks.*

Infection control and audit

The Aged Care Quality and Safety Commission (Commission) conducts site audits and assessment contacts (site and non-site) to monitor and assess residential aged care services against the Aged Care Quality Standards (see Table 5 below). This may include conducting infection control monitoring (ICM) spot checks.

An ICM spot check involves an on-site visit to residential aged care services, without an outbreak, to observe infection control practices, to ensure that staff, management and visitors are adhering to safe personal protective equipment protocols and to safe infection control arrangements, as required under the Quality Standards.

As at **18 April** 2024, the Commission had conducted 6,038 ICM spot checks to observe infection control practices and PPE protocols in RACHs.

Table 5: Total quality assessment and monitoring activities with residential services (including IPC), by type and month 1 March 2020 to **18 April 2024**

Regulatory Activities	2019-20 (1 Mar - 30 Jun 2020)	2020-21	2021-22	2022-23	2023-24 (to 18 Apr)	Total
Site visits	318	3,452	1,732	3,814	2,382	11,698
Non-site activities	3,709	8,381	6,665	1,413	439	20,607
Total activities	4,027	11,833	8,397	5,227	2,821	32,305

Appendix 1: National residential aged care homes (RACHs) with active outbreaks COVID-19

Please note, information reported in this table has been directly reported to the department by RACHs. Total cases refers to all staff and resident cases associated with the active outbreak and may not reflect the count of currently active cases. Where numbers have been incorrectly reported, RACHs are able to correct these in the COVID-19 Support Portal through My Aged Care. Where a RACH is reporting less than six resident or staff cases or less than six deaths, data has been suppressed to protect the privacy of affected individuals (note that “n/p” indicates data is not provided to protect privacy). Data below for individual services is as at **18 April** 2024.

Service Name	State	Resident Deaths	Resident Cases	Staff Cases	Total Incidents
A H Orr Lodge	New South Wales	0	9	0	9
Advantaged Care at Georges Manor	New South Wales	0	14	0	14
Agris Hutrof House	New South Wales	<6	10	8	18
Anglicare Brian King Gardens	New South Wales	0	12	<6	n/p
Anglicare Newmarch House	New South Wales	0	9	0	9
Anglicare Porter Lodge	New South Wales	0	<6	<6	<6
Anthem	New South Wales	0	<6	0	<6
Arcare Oatlands	New South Wales	0	<6	0	<6
Ashburn House Aged Care Facility	New South Wales	0	18	<6	n/p
Aurum Norah Head	New South Wales	0	<6	0	<6
BaptistCare Warabrook Centre	New South Wales	0	<6	0	<6
Bathurst Riverview Care Community	New South Wales	<6	46	22	68
Beresford Hall	New South Wales	0	10	0	10
Boronia House	New South Wales	0	23	0	23
Braidwood Multi-Purpose Service	New South Wales	0	<6	<6	<6
Bupa Pottsville Beach	New South Wales	0	12	<6	n/p
Calvary Albury & District	New South Wales	0	<6	0	<6
Cameron Park Care Community	New South Wales	0	26	23	49
Catholic Healthcare Holy Spirit Casula	New South Wales	0	12	<6	n/p
Catholic Healthcare Jemalong Residential Village	New South Wales	0	9	9	18
Catholic Healthcare The Haven Residential Aged Care	New South Wales	0	<6	0	<6
Chamberlain Gardens Aged Care	New South Wales	0	<6	6	n/p

Service Name	State	Resident Deaths	Resident Cases	Staff Cases	Total Incidents
Coffs Harbour Grange Care Community	New South Wales	0	8	<6	n/p
Cooinda Hostel	New South Wales	0	<6	<6	<6
Dellacourt	New South Wales	0	<6	<6	<6
Eloura	New South Wales	0	<6	<6	6
Estia Health Camden	New South Wales	0	33	6	39
Estia Health Ryde	New South Wales	<6	23	6	29
Estia Health Tea Gardens	New South Wales	0	<6	<6	<6
Greenhill Manor	New South Wales	0	<6	0	<6
Gumleigh Gardens Hostel	New South Wales	0	<6	<6	<6
HammondCare - Horsley	New South Wales	0	10	<6	n/p
HammondCare Waratah	New South Wales	0	11	<6	n/p
Horton House and Warmington Lodge	New South Wales	0	<6	0	<6
Hunters Hill Montefiore Home	New South Wales	0	7	<6	n/p
Imlay House	New South Wales	0	<6	0	<6
IRT Macarthur	New South Wales	0	9	<6	n/p
Killarney Vale Care Community	New South Wales	0	<6	0	<6
Macquarie Lodge Aged Care Plus Centre	New South Wales	0	<6	<6	<6
Mary Potter Nursing Home	New South Wales	<6	14	17	31
Meadowbank Grove Care Community	New South Wales	0	47	<6	n/p
Moran Engadine	New South Wales	0	<6	<6	<6
Moyne Aged Care Plus Centre (0033)	New South Wales	0	10	<6	n/p
Moyne Aged Care Plus Centre (2519)	New South Wales	0	10	0	10
Murravale Aged Care Facility	New South Wales	0	<6	<6	9
Murrayvale Aged Care	New South Wales	0	<6	<6	<6
Pathways Cronulla Pines	New South Wales	0	13	<6	n/p
Pathways Sailors Bay	New South Wales	0	<6	0	<6
Pembroke Lodge	New South Wales	0	<6	0	<6
Raffles Assisted Aged Care	New South Wales	0	10	6	16

Service Name	State	Resident Deaths	Resident Cases	Staff Cases	Total Incidents
Randwick Montefiore Home	New South Wales	0	<6	<6	6
RFBI Armidale Masonic Village	New South Wales	0	9	0	9
RFBI Benhome Masonic Village	New South Wales	0	16	12	28
RFBI Cessnock Masonic Village	New South Wales	0	9	<6	n/p
Sienna Grange Aged Care	New South Wales	0	<6	<6	<6
Southhaven Aged Care	New South Wales	0	10	<6	n/p
St Vincent's Care Services Haberfield	New South Wales	0	11	<6	n/p
The Whiddon Group - Glenfield	New South Wales	0	<6	0	<6
The Whiddon Group - Glenfield - Easton Park	New South Wales	<6	26	17	43
Uniting Garden Suburb	New South Wales	0	10	8	18
Uniting Gerringong	New South Wales	0	8	<6	n/p
Uniting Griffith	New South Wales	0	24	11	35
Uniting Wesley Gardens Belrose	New South Wales	0	6	0	6
Wahroonga Place Care Community	New South Wales	0	7	<6	n/p
Terrace Gardens	Northern Territory	<6	8	<6	n/p
Akooramak Care of Older Persons	Queensland	0	29	9	38
Algester Lodge	Queensland	0	33	0	33
Anglicare SQ Abri Home for the Aged	Queensland	0	<6	6	n/p
Arcare Parkinson	Queensland	0	13	6	19
Arcare Sanctuary Manors	Queensland	0	<6	<6	6
Arcare Thornlands	Queensland	0	<6	0	<6
Blue Care Carina Aged Care Facility	Queensland	0	<6	0	<6
Blue Care Shalom Elders Village	Queensland	0	10	14	24
Bundaleer Lodge Nursing Home	Queensland	0	7	<6	n/p
Bupa Runaway Bay	Queensland	0	14	<6	n/p
Calvary Noosa	Queensland	0	<6	0	<6
Carinity Brownesholme Manor	Queensland	0	10	<6	n/p
Carinity Wishart Gardens	Queensland	0	7	<6	n/p

Service Name	State	Resident Deaths	Resident Cases	Staff Cases	Total Incidents
Carramar Aged Care	Queensland	0	19	12	31
Churches of Christ Fair Haven Aged Care Service Hervey Bay	Queensland	0	22	7	29
De Paul Villa Aged Care	Queensland	0	<6	<6	6
Estia Health Pacific Paradise	Queensland	0	<6	<6	<6
Infinite Care Cleveland	Queensland	0	<6	<6	<6
Lutheran Services - Zion	Queensland	0	<6	<6	<6
Maranatha Aged Care	Queensland	0	<6	<6	<6
MiCare Prins Willem Alexander Lodge	Queensland	0	<6	0	<6
Palm Lake Care Bargara	Queensland	0	9	6	15
Paradise Lakes Care Centre	Queensland	0	<6	0	<6
Portofino Hamilton	Queensland	0	13	0	13
Regis Caboolture	Queensland	0	<6	<6	n/p
Regis Redlynch	Queensland	0	<6	<6	<6
Regis Wynnum	Queensland	0	<6	<6	6
Rockpool Pelican Waters	Queensland	0	17	<6	n/p
Sir James Terrace	Queensland	0	<6	<6	7
Southern Cross Care Holland Park - Duhig Village	Queensland	0	<6	<6	<6
St Vincent's Care Services Arundel	Queensland	0	<6	<6	<6
Wheller Gardens - John Wesley Gardens	Queensland	0	<6	<6	6
All Care Aged Care The Vales	South Australia	0	30	<6	n/p
AnglicareSA Elizabeth East	South Australia	0	<6	<6	8
AnglicareSA Westbourne Park	South Australia	0	7	0	7
Calvary Oaklands	South Australia	0	<6	0	<6
Eastern Eyre - Cleve MPS	South Australia	0	<6	0	<6
Edenfield Family Care	South Australia	0	<6	<6	8
Eldercare - South Park Minlaton	South Australia	0	<6	<6	6
Estia Health Flagstaff Hill	South Australia	0	6	<6	n/p
Glen Osmond Grove Care Community	South Australia	0	<6	<6	<6

Service Name	State	Resident Deaths	Resident Cases	Staff Cases	Total Incidents
Hahndorf Residential Care Services	South Australia	0	15	<6	n/p
HammondCare Daw Park	South Australia	0	6	0	6
Healthia	South Australia	0	<6	0	<6
Mount Carmel Residential Care	South Australia	0	<6	<6	<6
Pennwood Village	South Australia	0	11	6	17
Regis Burnside	South Australia	0	<6	0	<6
Resthaven Aberfoyle Park	South Australia	0	12	<6	n/p
Resthaven Craigmore	South Australia	<6	17	6	23
Resthaven Marion	South Australia	0	11	<6	n/p
Resthaven Westbourne Park	South Australia	0	7	0	7
Riverview Lutheran Rest Home	South Australia	0	<6	9	n/p
Romani	South Australia	0	<6	<6	8
St Anna's Residential Care Facility	South Australia	0	<6	<6	6
Star Of The Sea Home For The Aged	South Australia	0	12	16	28
The Philip Kennedy Centre Residential Care	South Australia	0	<6	<6	<6
UnitingSA Hawksbury Gardens Aged Care	South Australia	0	14	<6	n/p
Warrina Crescent Residential Aged Care	South Australia	0	6	<6	n/p
Derwent Views	Tasmania	0	9	0	9
Eliza Purton	Tasmania	0	14	<6	n/p
Fairway Rise	Tasmania	<6	14	<6	n/p
Guilford Young Grove	Tasmania	0	9	0	9
May Shaw Residential Aged Care	Tasmania	0	<6	9	n/p
Rosary Gardens	Tasmania	0	41	7	48
The Gardens	Tasmania	0	<6	<6	<6
Tyler Village	Tasmania	0	10	<6	n/p
Uniting AgeWell Strathglen	Tasmania	0	20	<6	n/p
AdventCare Yarra Ranges	Victoria	0	<6	<6	6
Alan David Lodge	Victoria	0	<6	0	<6

Service Name	State	Resident Deaths	Resident Cases	Staff Cases	Total Incidents
Arcare Sydenham	Victoria	0	<6	<6	<6
Arcare Waterview	Victoria	0	<6	<6	<6
Ashleigh House Hostel	Victoria	0	14	12	26
Aurum Plenty	Victoria	0	<6	<6	<6
Bairnsdale Parklands Care Community	Victoria	<6	15	8	23
Baptcare Abbey Gardens Community	Victoria	0	<6	<6	6
Baptcare Coasthaven Community	Victoria	0	<6	0	<6
Baw Baw Views	Victoria	0	12	7	19
Bentleys Aged Care	Victoria	0	<6	<6	9
Bindaree Retirement Centre	Victoria	0	16	<6	n/p
BlueCross Broughtonlea	Victoria	0	8	<6	n/p
Boyne Russell House	Victoria	0	16	9	25
BSL Aged Care - Clifton Hill	Victoria	<6	30	7	37
Bupa Bellarine Lakes	Victoria	0	<6	<6	8
Bupa Mildura	Victoria	0	<6	0	<6
Caladenia Nursing Home	Victoria	<6	19	<6	n/p
Calvary Elanora	Victoria	0	<6	<6	9
Calvary George Vowell	Victoria	0	<6	<6	<6
Calvary Goonawarra	Victoria	<6	8	<6	n/p
Calvary Huntly Suites	Victoria	<6	16	<6	n/p
Calvary Kelaston	Victoria	0	9	8	17
Carinya Lodge Hostel	Victoria	0	<6	<6	<6
Casey Aged Care	Victoria	0	6	0	6
Clarendon Grange Hostel	Victoria	0	<6	0	<6
Cobden District Health Services	Victoria	0	<6	<6	6
Coppin Centre	Victoria	0	18	<6	n/p
Dorothy Impey Home	Victoria	0	6	0	6
Doutta Galla Avondale Heights Aged Care Facility	Victoria	0	6	<6	n/p

Service Name	State	Resident Deaths	Resident Cases	Staff Cases	Total Incidents
Epping Meadows Care Community	Victoria	0	13	11	24
Estia Health Altona Meadows	Victoria	0	15	<6	n/p
Fronditha Anesi Aged Care Services - Thornbury	Victoria	0	12	<6	n/p
Glanville Village	Victoria	0	6	<6	n/p
Golden Oaks Nursing Home	Victoria	0	15	8	23
Hailey House Hostel	Victoria	<6	18	<6	n/p
John Flynn Retirement Village	Victoria	0	16	6	22
Kew Gardens Aged Care	Victoria	0	20	8	28
Latvian Aged Care Facility	Victoria	0	15	<6	n/p
Lynden Aged Care	Victoria	0	<6	<6	<6
Melbourne Hebrew Memorial Nursing Home	Victoria	0	22	<6	n/p
Melville Grange Hostel	Victoria	0	<6	0	<6
Mercy Health Bethlehem Home For The Aged	Victoria	0	<6	0	<6
Nellie Melba Retirement Village	Victoria	0	<6	0	<6
Parkdale Aged Care	Victoria	0	<6	<6	<6
Racecourse Grange Residential Care	Victoria	0	7	<6	n/p
Regis Alawarra Lodge	Victoria	0	<6	0	<6
RM Begg	Victoria	0	11	<6	n/p
Rose Lodge	Victoria	0	9	7	16
St Vincent's Care Services Kew	Victoria	0	<6	<6	<6
Templestowe Manor	Victoria	0	<6	0	<6
The Alba Care Suites	Victoria	0	<6	0	<6
Uniting AgeWell Box Hill	Victoria	0	12	<6	n/p
Uniting AgeWell Manor Lakes	Victoria	0	23	6	29
Vasey RSL Care Brighton East	Victoria	0	<6	<6	<6
Vasey RSL Care Frankston South	Victoria	0	7	<6	n/p
Victoria by the Park	Victoria	0	7	<6	n/p
Villa Maria Catholic Homes Justin Villa Aged Care Residence	Victoria	0	<6	<6	<6

Service Name	State	Resident Deaths	Resident Cases	Staff Cases	Total Incidents
Village Glen Aged Care Residences - Mornington	Victoria	0	9	0	9
Walmsley Aged Care	Victoria	0	<6	0	<6
Warrina Hostel	Victoria	0	0	<6	<6
Warrnambool Place Care Community	Victoria	0	12	6	18
Aegis Carrington	Western Australia	0	<6	0	<6
Aegis Parkview	Western Australia	0	16	8	24
Aegis Sandstrom	Western Australia	0	24	16	40
Aegis Shawford	Western Australia	0	6	<6	n/p
Aegis The Pines	Western Australia	0	10	<6	n/p
Applecross Shore Care Community	Western Australia	0	10	7	17
Bethanie Beachside	Western Australia	0	<6	<6	<6
Bethanie Dalyellup	Western Australia	<6	17	<6	n/p
Brightwater Birralee	Western Australia	0	20	7	27
Brightwater The Oaks	Western Australia	0	<6	0	<6
Carnarvon MPS	Western Australia	0	11	<6	n/p
City of Bayswater Hostel	Western Australia	0	<6	0	<6
Frank Prendergast House	Western Australia	0	8	<6	n/p
Geegeelup Aged Care Facility	Western Australia	0	12	7	19
J E Murray Home	Western Australia	0	<6	<6	6
Midland Nursing Home	Western Australia	0	<6	<6	<6
Residency by Dillons Narrogin	Western Australia	0	<6	0	<6
Rosewood Care West Perth	Western Australia	0	24	12	36
The Queenslea	Western Australia	0	15	<6	n/p
Treeby Parklands Care Community	Western Australia	0	29	17	46
Trinity Village	Western Australia	0	<6	<6	<6
Wattle Hill Lodge	Western Australia	0	6	<6	n/p