



# COVID-19 outbreaks in Australian residential aged care homes

## National snapshot

As at 8:00 am 11 April 2024, there are 1,150 active COVID-19 cases in 209 active outbreaks in residential aged care homes (RACHs) across Australia. There has been an increase of 33 outbreaks, 10 new resident deaths and 964 combined new resident and staff cases reported since 4 April 2024.

**Table 1: Aged Care COVID-19 data as at 8.00am 11 April 2024<sup>1</sup>**

Category	Active <sup>2</sup>	Change in active (7 days)	Cumulative Total	Cumulative increase (7 days)
Outbreaks <sup>3</sup>	209	33	19,979	106
RACHs affected	209	33	2,867	1
Resident cases <sup>4</sup>	821	-78	190,588	707
Resident deaths	N/A	N/A	6,398	10
Staff cases	329	0	106,695	257

Residential aged care homes with active outbreaks are included in Appendix 1.

**Table 2: Overview of active outbreaks in Australia**

	ACT	NSW	NT	QLD	SA	TAS	VIC	WA	Total
<b>Total RACHs with outbreaks</b>	0	64	1	35	26	7	52	24	209
<b>Total number of active resident cases</b>	0	249	7	121	142	29	194	79	821
<b>Total number of active staff cases</b>	0	106	1	55	60	8	65	34	329
<b>Total outbreaks opened in previous 7 days</b>	0	29	1	15	16	6	27	12	106
<b>Total outbreaks closed in previous 7 days</b>	0	23	0	19	6	3	13	5	69

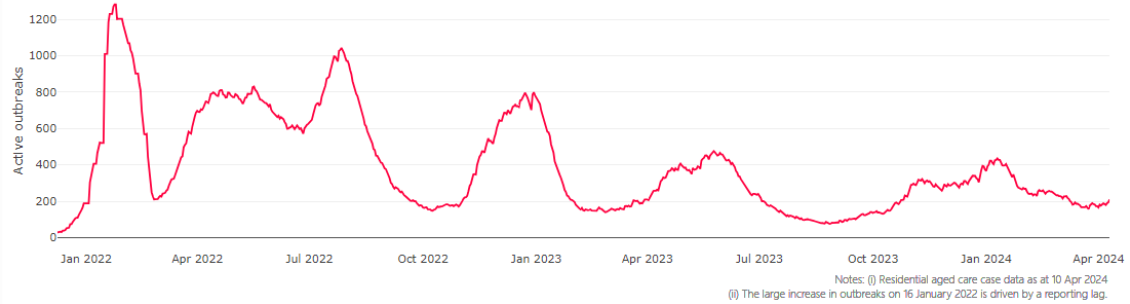
<sup>1</sup> Outbreak opening and closure includes changes in the status of exposure sites to outbreaks (and vice versa), which are applied retrospectively to facility records. New case information can also change the status of a recovered site back to an active outbreak site. As a result, changes in active outbreak status may not align with day on day variations to active totals. These adjustments will also affect the number of cases in staff and residents reported each week.

<sup>2</sup> Active residents and staff cases are the total currently positive cases in active outbreaks

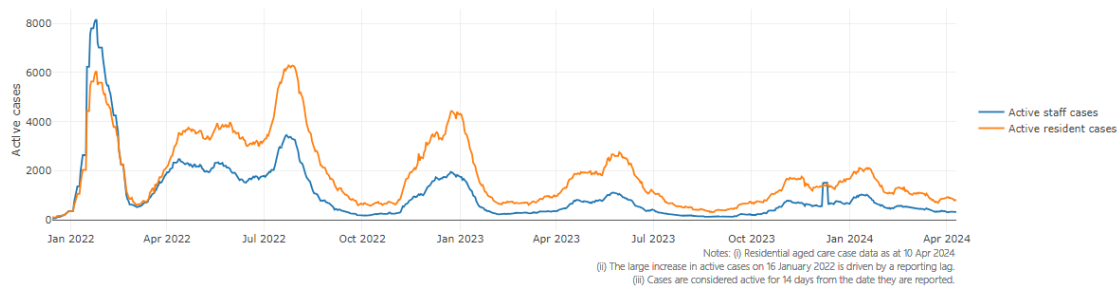
<sup>3</sup> An outbreak is considered to be active pending advice from the relevant Public Health Unit. An outbreak is defined as at least 1 positive case in a resident or 2+ cases in staff.

<sup>4</sup> Case numbers and numbers of deaths are dependent upon reporting from RACHs and validation of deaths from state and territory governments. This is subject to change as further information is provided.

**Figure 1: National outbreak trends in aged care**



**Figure 2: Trends in aged care cases – December 2021 to present**



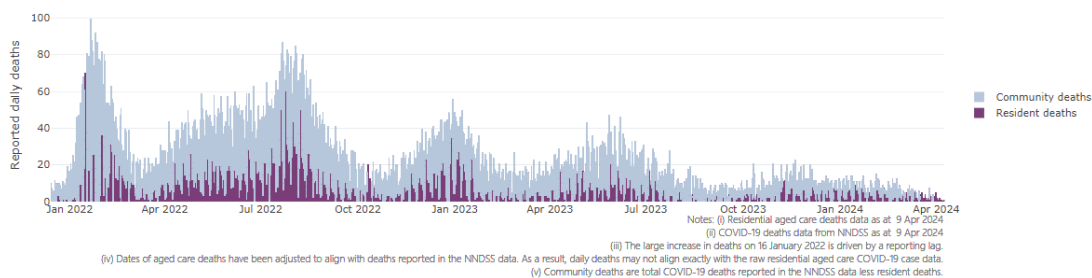
**Mortality**

For the period of 1 January 2024 to 6 April 2024, COVID-19 is recorded as the cause of death in 1.6% of all deaths in permanent residents in aged care homes.

Since the beginning of the Omicron outbreak in mid December<sup>5</sup> 2021, there have been 137,889 deaths in residential aged care from all causes (report period from 15 December 2021 to 6 April 2024)<sup>6</sup>. COVID-19 deaths account for 4.0% of this figure.

Over the course of the pandemic, all-cause excess mortality in residential aged care was below expected numbers in 2020, and within expected range in 2021. In the first half of 2022, all-cause excess mortality in residential aged care was above the expected range. Excess mortality for the second half of the 2022 is yet to be finalised.

**Figure 3: COVID-19 deaths in RACHs overlaid with community deaths**



<sup>5</sup> The Omicron outbreak start date has been redefined from late November 2021 to mid December 2021. Changes have been made to align reporting with the start date of Omicron published in the department’s external facing Epidemiology report.

<sup>6</sup> The department is now accessing aged care deaths data from the SIEBEL dataset. Figures are live and subject to change. Source: Department of Health and Aged Care unpublished data / SIEBEL dataset.

### Workforce in active residential aged care outbreaks

As at 12 April 2024, workforce surge staff have filled a total of 190,428 shifts in aged care services. These shifts include roles for GPs, nurses, care workers, allied health workers, executive and ancillary staff. In the past 7 days (to 12 April 2024) surge workforce providers have assisted 5 residential aged care homes and filled 75 shifts in aged care services.

**Table 3: Workforce resources supplied to RACHs**

Workforce provider	Total shifts	Previous 7 days
Recruitment, Consulting and Staffing Association	103,905	0
Healthcare Australia (Workforce Surge)	15,777	0
Healthcare Australia (NACER)	2,295	N/A
Mable	2,711	N/A
Aspen Medical	28,843	26
HealthX	32,836	44
Randstad	5	5
Torrens	4,056	N/A

The Australian Defence Force provided support to a total of 542 residential aged care homes between February and September 2022. The ADF deployment ceased on 30 September 2022.

### Oral antiviral treatments

Distribution of the oral anti-viral Lagevrio (Molnupiravir) commenced on 6 February 2022 to all RACHs with outbreak sites prioritised for delivery. The National Medical Stockpile has deployed 48,269 treatment courses of Lagevrio (Molnupiravir) to RACHs.

107,382 prescriptions for Lagevrio (Molnupiravir) have been issued to residents in RACHs, with a further 10,833 prescriptions for Paxlovid (nirmatrelvir + ritonavir) also issued since 28 February 2022 and up to 31 March 2024.

\*Note: Oral antiviral data is only being updated monthly.

## Vaccination in RACHs

On 29 February 2024, recommendations for 2024 COVID-19 vaccinations were released. Recommended doses for the program in 2024 are based on an individual's age and level of severe immunocompromise. Recommendations can be found on the Department of Health and Aged Care (department) website at: <https://www.health.gov.au/our-work/covid-19-vaccines/getting-your-vaccination/booster-doses>. People are encouraged to seek vaccination advice from their healthcare providers, specific to their circumstances. People living in residential aged care are a high priority for the Government's COVID-19 vaccination program.

Older age remains the biggest risk factor for severe COVID-19 disease. Vaccination offers added protection to help reduce the risk of severe illness or hospitalisation of aged care residents.

The department is working with both the aged care and primary care sectors to ensure residents have access to the COVID-19 vaccine. The department continues to target support for RACHs to arrange COVID-19 vaccinations with local primary care providers such as GPs, community pharmacists and Aboriginal Community Controlled Health Services.

As at 10 April 2024:

- 72.7% of aged care residents have received a booster dose since 1 January 2023.
- 77.7k (42.2%) aged care residents received a booster dose in the last 6 months.
- 1,922 aged care residents received a vaccine dose in the last week.

**Table 4: Aged care COVID-19 Booster Doses (data as at 10 April 2024)**

Jurisdiction	Received booster in last 6 months	
	Residents vaccinated	% of residents vaccinated
<b>National</b>	<b>77.7k</b>	<b>42.2%</b>
ACT	1.2k	51.7%
NSW	25k	42.2%
NT	<200	27.4%
QLD	15.2k	40.5%
SA	7.4k	46.5%
TAS	2.4k	54.8%
VIC	20.8k	43.7%
WA	5.6k	32.9%

Source: Matched Australian Immunisation Register (AIR) data of residents in permanent residential aged care. For reporting accuracy, the total aged care resident population only includes residents who have been linked with their vaccination records. As residential aged care populations are fluid, the total population for vaccination are an estimate only and there is an administrative lag with the aged care recipient data which is linked to AIR data. Counts may fluctuate due to enhancements to data over time. Key: k= thousand

*\* The department is reviewing COVID-19 vaccination data and reporting for 2024. Updated data on COVID-19 vaccinations in residential aged care will be provided in the coming weeks.*

## Infection control and audit

The Aged Care Quality and Safety Commission (Commission) conducts site audits and assessment contacts (site and non-site) to monitor and assess residential aged care services against the Aged Care Quality Standards (see Table 5 below). This may include conducting infection control monitoring (ICM) spot checks.

An ICM spot check involves an on-site visit to residential aged care services, without an outbreak, to observe infection control practices, to ensure that staff, management and visitors are adhering to safe personal protective equipment protocols and to safe infection control arrangements, as required under the Quality Standards.

As at 11 April 2024, the Commission had conducted 6,038 ICM spot checks to observe infection control practices and PPE protocols in RACHs.

**Table 5: Total quality assessment and monitoring activities with residential services (including IPC), by type and month 1 March 2020 to 11 April 2024**

<b>Regulatory Activities</b>	<b>2019-20 (1 Mar - 30 Jun 2020)</b>	<b>2020-21</b>	<b>2021-22</b>	<b>2022-23</b>	<b>2023-24 (to 11 Apr)</b>	<b>Total</b>
<b>Site visits</b>	318	3,452	1,732	3,814	2,334	<b>11,650</b>
<b>Non-site activities</b>	3,709	8,381	6,665	1,413	431	<b>20,599</b>
<b>Total activities</b>	4,027	11,833	8,397	5,227	2,765	<b>32,249</b>

## Appendix 1: National residential aged care homes (RACHs) with active outbreaks COVID-19

Please note, information reported in this table has been directly reported to the department by RACHs. Total cases refers to all staff and resident cases associated with the active outbreak and may not reflect the count of currently active cases. Where numbers have been incorrectly reported, RACHs are able to correct these in the COVID-19 Support Portal through My Aged Care. Where a RACH is reporting less than six resident or staff cases or less than six deaths, data has been suppressed to protect the privacy of affected individuals (note that “n/p” indicates data is not provided to protect privacy). Data below for individual services is as at 11 April 2024.

Service Name	State	Resident Deaths	Resident Cases	Staff Cases	Total Incidents
<b>A H Orr Lodge</b>	New South Wales	0	9	0	9
<b>ACDMA Aged Care Services</b>	New South Wales	0	<6	0	<6
<b>Advantaged Care at Georges Manor</b>	New South Wales	0	8	0	8
<b>Agris Hutrof House</b>	New South Wales	<6	9	<6	n/p
<b>Alexander Campbell House</b>	New South Wales	0	<6	0	<6
<b>Anglican Care Jesmond Grove</b>	New South Wales	0	<6	<6	<6
<b>Anglicare Dorothy Boyt House</b>	New South Wales	0	0	<6	<6
<b>Anglicare Newmarch House</b>	New South Wales	0	<6	0	<6
<b>Anglicare Piper House</b>	New South Wales	0	<6	8	n/p
<b>Anglicare Porter Lodge</b>	New South Wales	0	<6	0	<6
<b>Ascott Gardens</b>	New South Wales	0	<6	0	<6
<b>Aurum Norah Head</b>	New South Wales	0	<6	0	<6
<b>Bathurst Riverview Care Community</b>	New South Wales	<6	44	21	65
<b>Bethel Lodge</b>	New South Wales	0	<6	0	<6
<b>Boronia House</b>	New South Wales	0	23	0	23
<b>Bupa Pottsville Beach</b>	New South Wales	0	9	<6	n/p
<b>Calvary Albury &amp; District</b>	New South Wales	0	<6	0	<6
<b>Calvary Cessnock Retirement Community</b>	New South Wales	0	11	<6	n/p
<b>Cameron Park Care Community</b>	New South Wales	0	16	13	29
<b>Catholic Healthcare Blakeney Lodge</b>	New South Wales	0	14	9	23
<b>Catholic Healthcare Emmaus Village</b>	New South Wales	0	<6	<6	<6
<b>Catholic Healthcare Holy Spirit Casula</b>	New South Wales	0	<6	<6	6

Service Name	State	Resident Deaths	Resident Cases	Staff Cases	Total Incidents
<b>Catholic Healthcare Jemalong Residential Village</b>	New South Wales	0	<6	6	n/p
<b>Catholic Healthcare McQuoin Park</b>	New South Wales	0	<6	0	<6
<b>Catholic Healthcare The Haven Residential Aged Care</b>	New South Wales	0	<6	0	<6
<b>Christophorus House Hostel</b>	New South Wales	0	<6	<6	6
<b>Coffs Harbour Grange Care Community</b>	New South Wales	0	8	<6	n/p
<b>Cooinda Hostel</b>	New South Wales	0	<6	<6	<6
<b>Eloura</b>	New South Wales	0	<6	<6	6
<b>Estia Health Camden</b>	New South Wales	0	30	<6	n/p
<b>Estia Health Manly Vale</b>	New South Wales	0	<6	<6	<6
<b>Estia Health Ryde</b>	New South Wales	0	14	6	20
<b>Estia Health St Ives</b>	New South Wales	0	<6	<6	6
<b>Feros Village Wommin Bay</b>	New South Wales	0	6	<6	n/p
<b>Glenmore Park Care Community</b>	New South Wales	0	<6	0	<6
<b>Greenhill Manor</b>	New South Wales	0	<6	0	<6
<b>Gumleigh Gardens Hostel</b>	New South Wales	0	<6	<6	<6
<b>HammondCare - Horsley</b>	New South Wales	0	8	<6	n/p
<b>HammondCare Waratah</b>	New South Wales	0	11	<6	n/p
<b>Hillgrove House</b>	New South Wales	<6	24	11	35
<b>Horton House and Warmington Lodge</b>	New South Wales	0	<6	0	<6
<b>Hunters Hill Montefiore Home</b>	New South Wales	0	<6	<6	<6
<b>Imlay House</b>	New South Wales	0	<6	0	<6
<b>Maitland Grange Care Community</b>	New South Wales	0	45	12	57
<b>Mark Moran at Little Bay</b>	New South Wales	0	<6	0	<6
<b>Mary Potter Nursing Home</b>	New South Wales	0	6	7	13
<b>Meadowbank Grove Care Community</b>	New South Wales	0	47	<6	n/p
<b>Moyne Aged Care Plus Centre (0033)</b>	New South Wales	0	10	<6	n/p
<b>Moyne Aged Care Plus Centre (2519)</b>	New South Wales	0	10	0	10
<b>Raffles Assisted Aged Care</b>	New South Wales	0	7	<6	n/p

Service Name	State	Resident Deaths	Resident Cases	Staff Cases	Total Incidents
<b>Randwick Montefiore Home</b>	New South Wales	0	<6	<6	<6
<b>RFBI Benhome Masonic Village</b>	New South Wales	0	13	7	20
<b>RFBI Cessnock Masonic Village</b>	New South Wales	0	<6	<6	<6
<b>Southaven Aged Care</b>	New South Wales	0	10	<6	n/p
<b>St Andrew's Village Ballina</b>	New South Wales	0	28	31	59
<b>St Annes Nursing Home</b>	New South Wales	0	8	6	14
<b>St Elizabeth Home</b>	New South Wales	0	9	<6	n/p
<b>The Whiddon Group - Glenfield - Easton Park</b>	New South Wales	<6	25	18	43
<b>Uniting Garden Suburb</b>	New South Wales	0	10	8	18
<b>Uniting Gerringong</b>	New South Wales	0	6	<6	n/p
<b>Uniting Nareen Gardens Bateau Bay</b>	New South Wales	0	21	<6	n/p
<b>Uniting Wesley Gardens Belrose</b>	New South Wales	0	<6	0	<6
<b>Uralba Hostel</b>	New South Wales	0	<6	0	<6
<b>Vincent Court</b>	New South Wales	0	10	7	17
<b>Terrace Gardens</b>	Northern Territory	<6	8	<6	n/p
<b>Akooramak Care of Older Persons</b>	Queensland	0	8	<6	n/p
<b>Algerster Lodge</b>	Queensland	0	22	0	22
<b>Anglicare SQ Abri Home for the Aged</b>	Queensland	0	<6	<6	8
<b>Anglicare SQ Symes Grove Home for the Aged</b>	Queensland	0	6	<6	n/p
<b>Arcare North Lakes</b>	Queensland	0	<6	0	<6
<b>Arcare Parkinson</b>	Queensland	0	9	6	15
<b>Arcare Sanctuary Manors</b>	Queensland	0	<6	<6	6
<b>Blue Care Carina Aged Care Facility</b>	Queensland	0	<6	<6	8
<b>Bolton Clarke Cazna Gardens</b>	Queensland	0	<6	<6	<6
<b>Bolton Clarke Fernhill</b>	Queensland	0	<6	<6	<6
<b>Bolton Clarke Tantula Rise</b>	Queensland	0	20	<6	n/p
<b>Bundaleer Lodge Nursing Home</b>	Queensland	0	<6	<6	6
<b>Bupa Runaway Bay</b>	Queensland	0	<6	<6	6



Service Name	State	Resident Deaths	Resident Cases	Staff Cases	Total Incidents
Calvary Noosa	Queensland	0	<6	0	<6
Caravonica Waters	Queensland	0	0	<6	<6
Carinity Wishart Gardens	Queensland	0	<6	0	<6
Carramar Aged Care	Queensland	0	19	10	29
Churches of Christ Fair Haven Aged Care Service Hervey Bay	Queensland	0	22	7	29
Churches of Christ Fair Haven Aged Care Service Maryborough	Queensland	0	23	10	33
Churches of Christ Golden Age Aged Care Service	Queensland	0	10	8	18
Estia Health Nambour	Queensland	0	<6	0	<6
Estia Health Pacific Paradise	Queensland	0	<6	<6	<6
Infinite Care Cleveland	Queensland	0	<6	<6	<6
Lutheran Services - Cooina Aged Care Centre	Queensland	0	<6	<6	7
Mt Kooyong Convalescent Home	Queensland	0	11	<6	n/p
Ozcare Villa Vincent	Queensland	0	0	<6	<6
Palm Lake Care Bargara	Queensland	0	9	6	15
Portofino Hamilton	Queensland	0	13	0	13
PresCare - Alexandra Gardens	Queensland	0	<6	<6	<6
Regis Caboolture	Queensland	0	<6	<6	n/p
Regis Redlynch	Queensland	0	<6	<6	<6
Regis Wynnum	Queensland	0	<6	<6	6
Rockpool Pelican Waters	Queensland	0	6	<6	n/p
Sir James Terrace	Queensland	0	<6	<6	7
St Vincent's Care Services Southport	Queensland	<6	<6	6	n/p
All Care Aged Care The Vales	South Australia	0	30	<6	n/p
AnglicareSA Elizabeth East	South Australia	0	<6	<6	6
Belalie Lodge	South Australia	<6	25	<6	n/p
Bene Aged Care - Campbelltown	South Australia	0	9	<6	n/p
Bucklands Residential Care	South Australia	0	8	<6	n/p
Calvary Oaklands	South Australia	0	<6	0	<6

Service Name	State	Resident Deaths	Resident Cases	Staff Cases	Total Incidents
Edenfield Family Care	South Australia	0	<6	<6	7
Estia Health Flagstaff Hill	South Australia	0	<6	<6	6
Hahndorf Residential Care Services	South Australia	0	15	<6	n/p
HammondCare Daw Park	South Australia	0	<6	0	<6
Helping Hand Aged Care - Mawson Lakes Facility	South Australia	0	13	<6	n/p
Kalyra Belair Aged Care	South Australia	0	<6	0	<6
Keith & District Hospital Inc	South Australia	0	6	<6	n/p
Mary Cecelia Hart Court Hostel	South Australia	0	<6	10	n/p
Murray Mudge	South Australia	0	<6	<6	6
North Eastern Community Nursing Home	South Australia	0	18	7	25
Pennwood Village	South Australia	0	<6	<6	<6
Regis Burnside	South Australia	0	<6	0	<6
Resthaven Aberfoyle Park	South Australia	0	<6	0	<6
Resthaven Craigmore	South Australia	<6	17	6	23
Resthaven Marion	South Australia	0	10	<6	n/p
Resthaven Westbourne Park	South Australia	0	7	0	7
Riverview Lutheran Rest Home	South Australia	0	<6	9	n/p
Romani	South Australia	0	<6	<6	8
Star Of The Sea Home For The Aged	South Australia	0	11	13	24
UnitingSA Hawksbury Gardens Aged Care	South Australia	0	14	<6	n/p
Cadorna House	Tasmania	<6	6	<6	n/p
Derwent Views	Tasmania	0	9	0	9
Guilford Young Grove	Tasmania	0	9	0	9
Mt St Vincent	Tasmania	0	8	<6	n/p
The Gardens	Tasmania	0	<6	<6	<6
Tyler Village	Tasmania	0	<6	<6	<6
Uniting AgeWell Strathglen	Tasmania	0	20	<6	n/p
Alan David Lodge	Victoria	0	<6	0	<6

Service Name	State	Resident Deaths	Resident Cases	Staff Cases	Total Incidents
<b>Arcare Templestowe</b>	Victoria	0	<6	0	<6
<b>Arcare Waterview</b>	Victoria	0	<6	0	<6
<b>Assisi Centre Aged Care</b>	Victoria	0	41	11	52
<b>Bairnsdale Parklands Care Community</b>	Victoria	0	6	<6	n/p
<b>Banfields Aged Care</b>	Victoria	0	8	11	19
<b>Baptcare Brookview Community</b>	Victoria	0	<6	<6	7
<b>Belmont Grange</b>	Victoria	0	10	6	16
<b>BlueCross Broughtonlea</b>	Victoria	0	8	<6	n/p
<b>Boyne Russell House</b>	Victoria	0	11	<6	n/p
<b>BSL Aged Care - Clifton Hill</b>	Victoria	<6	30	7	37
<b>Bupa Mildura</b>	Victoria	0	<6	0	<6
<b>Caladenia Nursing Home</b>	Victoria	0	7	<6	n/p
<b>Calvary Goonawarra</b>	Victoria	0	<6	0	<6
<b>Calvary Huntly Suites</b>	Victoria	<6	14	<6	n/p
<b>Calvary Lower Plenty Garden Views</b>	Victoria	0	<6	<6	<6
<b>Casey Aged Care</b>	Victoria	0	6	0	6
<b>Chelsea Lodge Hostel</b>	Victoria	0	7	<6	n/p
<b>Cobden District Health Services</b>	Victoria	0	<6	0	<6
<b>Coppin Centre</b>	Victoria	0	17	<6	n/p
<b>Dorothy Impey Home</b>	Victoria	0	<6	0	<6
<b>Doutta Galla Avondale Heights Aged Care Facility</b>	Victoria	0	<6	0	<6
<b>Embracia Moonee Valley</b>	Victoria	0	<6	0	<6
<b>Emmy Monash Aged Care</b>	Victoria	<6	26	0	26
<b>Epping Meadows Care Community</b>	Victoria	0	11	8	19
<b>Estia Health Altona Meadows</b>	Victoria	0	13	<6	n/p
<b>Estia Health Bannockburn</b>	Victoria	0	<6	<6	<6
<b>Estia Health Kangaroo Flat</b>	Victoria	0	<6	<6	<6
<b>Glenview Community Care Nursing Home</b>	Victoria	<6	28	10	38

Service Name	State	Resident Deaths	Resident Cases	Staff Cases	Total Incidents
<b>Golden Oaks Nursing Home</b>	Victoria	0	6	<6	n/p
<b>Hailey House Hostel</b>	Victoria	<6	18	<6	n/p
<b>Kew Gardens Aged Care</b>	Victoria	0	17	8	25
<b>Latvian Aged Care Facility</b>	Victoria	0	15	<6	n/p
<b>Little Sisters of the Poor St Joseph's Home</b>	Victoria	0	8	<6	n/p
<b>Lynden Aged Care</b>	Victoria	0	<6	<6	<6
<b>Marina Residential Aged Care Service</b>	Victoria	0	<6	0	<6
<b>Melville Grange Hostel</b>	Victoria	0	<6	0	<6
<b>Mercy Health Bethlehem Home For The Aged</b>	Victoria	0	<6	0	<6
<b>Mercy Place Dandenong</b>	Victoria	0	13	<6	n/p
<b>MiCare Avondrust Lodge</b>	Victoria	0	<6	<6	6
<b>Regis Alawarra Lodge</b>	Victoria	0	<6	0	<6
<b>Rose Lodge</b>	Victoria	0	8	<6	n/p
<b>Sea Views Manor</b>	Victoria	0	<6	0	<6
<b>Somerville Gardens Care Community</b>	Victoria	0	17	0	17
<b>The Alba Care Suites</b>	Victoria	0	<6	0	<6
<b>Uniting AgeWell Box Hill</b>	Victoria	0	<6	<6	6
<b>Uniting AgeWell Manor Lakes</b>	Victoria	0	13	6	19
<b>Vasey RSL Care Frankston South</b>	Victoria	0	7	<6	n/p
<b>Victoria by the Park</b>	Victoria	0	<6	0	<6
<b>Village Glen Aged Care Residences - Mornington</b>	Victoria	0	<6	0	<6
<b>Warrnambool Place Care Community</b>	Victoria	0	<6	<6	7
<b>Willowbrae - Melton</b>	Victoria	0	<6	0	<6
<b>Aegis Carrington</b>	Western Australia	0	<6	0	<6
<b>Aegis Parkview</b>	Western Australia	0	7	<6	n/p
<b>Alfred Cove Care Community</b>	Western Australia	0	<6	0	<6
<b>Applecross Shore Care Community</b>	Western Australia	0	7	6	13
<b>Bedingfeld Lodge</b>	Western Australia	0	18	6	24

Service Name	State	Resident Deaths	Resident Cases	Staff Cases	Total Incidents
<b>Bethanie Dalyellup</b>	Western Australia	0	16	<6	n/p
<b>Brightwater Birralelee</b>	Western Australia	0	16	<6	n/p
<b>Carmel Roshana Care</b>	Western Australia	0	<6	0	<6
<b>Carnarvon MPS</b>	Western Australia	0	11	<6	n/p
<b>Coolibah Care</b>	Western Australia	0	10	<6	n/p
<b>David, Gita and Michael Hoffman Nursing Home</b>	Western Australia	0	<6	0	<6
<b>Frank Prendergast House</b>	Western Australia	0	<6	<6	8
<b>Geegeelup Aged Care Facility</b>	Western Australia	0	8	<6	n/p
<b>Juniper Chrystal Halliday</b>	Western Australia	0	<6	0	<6
<b>Juniper Numbala Nunga</b>	Western Australia	0	<6	0	<6
<b>Midland Nursing Home</b>	Western Australia	0	<6	<6	<6
<b>Regis Woodlands</b>	Western Australia	0	9	<6	n/p
<b>Rosewood Care West Perth</b>	Western Australia	0	<6	0	<6
<b>Southern Plus East Fremantle</b>	Western Australia	0	<6	0	<6
<b>St George's Care Centre</b>	Western Australia	0	16	<6	n/p
<b>The Queenslea</b>	Western Australia	0	<6	0	<6
<b>Treeby Parklands Care Community</b>	Western Australia	0	<6	<6	<6
<b>Waratah Lodge</b>	Western Australia	0	<6	<6	<6
<b>Wattle Hill Lodge</b>	Western Australia	0	6	<6	n/p