



COVID-19 outbreaks in Australian residential aged care homes

National snapshot

As at 8:00 am 7 March 2024, there are 1,677 active COVID-19 cases in 240 active outbreaks in residential aged care homes (RACHs) across Australia. There have been 101 new outbreaks, 12 new resident deaths and 1,473 combined new resident and staff cases reported since 29 February 2024.

Table 1: Aged Care COVID-19 data as at 8.00am 7 March 2024¹

Category	Active ²	Change in active (7 days)	Cumulative Total	Cumulative increase (7 days)
Outbreaks ³	240	7	19,501	101
RACHs affected	240	7	2,864	0
Resident cases ⁴	1,191	145	186,732	1043
Resident deaths	N/A	N/A	6,335	12
Staff cases	486	-23	105,133	430

Residential aged care homes with active outbreaks are included in Appendix 1.

Table 2: Overview of active outbreaks in Australia

	ACT	NSW	NT	QLD	SA	TAS	VIC	WA	Total
Total RACHs with outbreaks	1	62	2	60	31	9	59	16	240
Total number of active resident cases	1	243	14	279	175	56	320	103	1,191
Total number of active staff cases	0	83	0	141	91	25	113	33	486
Total outbreaks opened in previous 7 days	0	22	1	24	11	4	32	7	101
Total outbreaks closed in previous 7 days	2	27	1	24	5	0	21	11	91

¹ Outbreak opening and closure includes changes in the status of exposure sites to outbreaks (and vice versa), which are applied retrospectively to facility records. New case information can also change the status of a recovered site back to an active outbreak site. As a result, changes in active outbreak status may not align with day on day variations to active totals. These adjustments will also affect the number of cases in staff and residents reported each week.

² Active residents and staff cases are the total currently positive cases in active outbreaks

³ An outbreak is considered to be active pending advice from the relevant Public Health Unit. An outbreak is defined as at least 1 positive case in a resident or 2+ cases in staff.

⁴ Case numbers and numbers of deaths are dependent upon reporting from RACHs and validation of deaths from state and territory governments. This is subject to change as further information is provided.

Figure 1: National outbreak trends in aged care

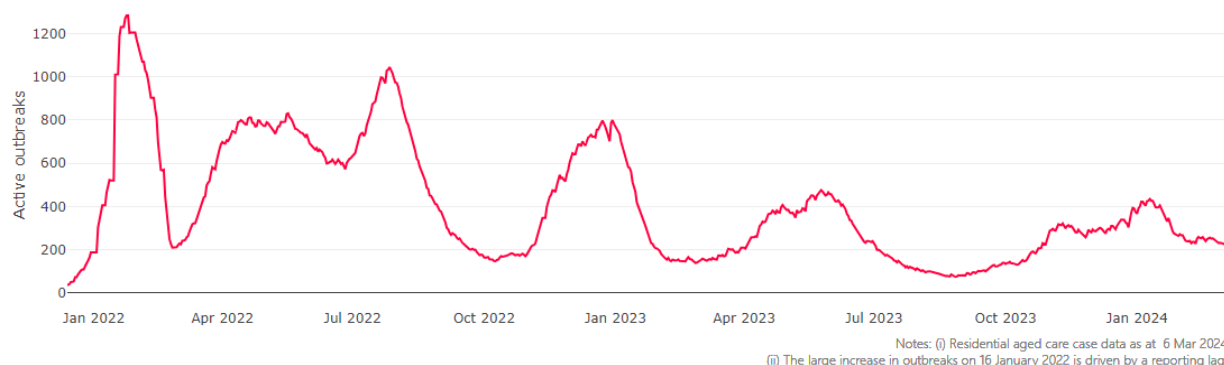
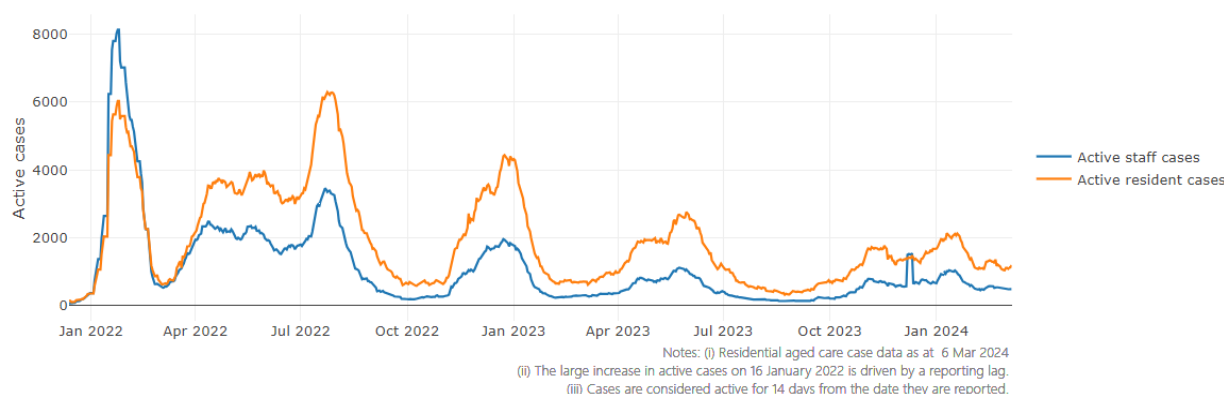


Figure 2: Trends in aged care cases – December 2021 to present



Mortality

For the period of 1 July 2023 to 1 March 2024, COVID-19 is recorded as the cause of death in 1.6% of all deaths in permanent residents in aged care homes.

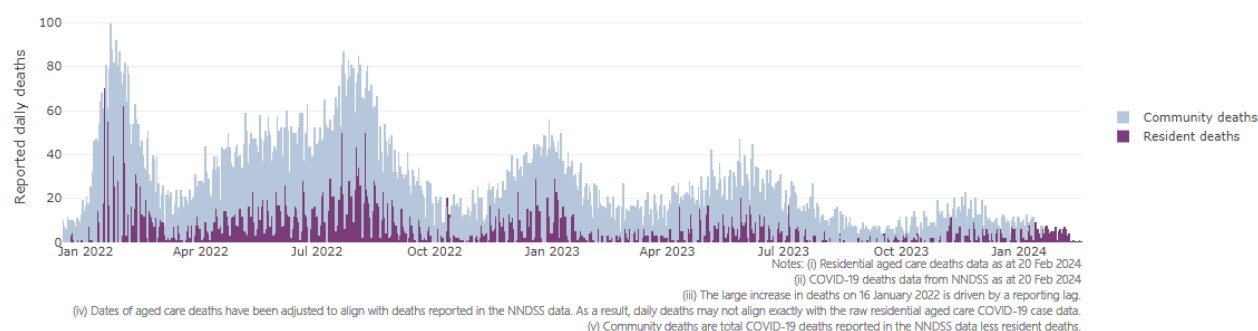
Since the beginning of the Omicron outbreak in mid December⁵ 2021, there have been 132,345 deaths in residential aged care from all causes (report period from 15 December 2021 to 1 March 2024)⁶. COVID-19 deaths account for 4.1% of this figure.

Over the course of the pandemic, all-cause excess mortality in residential aged care was below expected numbers in 2020, and within expected range in 2021. In the first half of 2022, all-cause excess mortality in residential aged care was above the expected range. Excess mortality for the second half of the 2022 is yet to be finalised.

⁵ The Omicron outbreak start date has been redefined from late November 2021 to mid December 2021. Changes have been made to align reporting with the start date of Omicron published in the department's external facing Epidemiology report.

⁶ The department is now accessing aged care deaths data from the SIEBEL dataset. Figures are live and subject to change. Source: Department of Health and Aged Care unpublished data / SIEBEL dataset.

Figure 3: COVID-19 deaths in RACHs overlaid with community deaths



Workforce in active residential aged care outbreaks

As at 8 March 2024, workforce surge staff have filled a total of 189,214 shifts in aged care services. These shifts include roles for GPs, nurses, care workers, allied health workers, executive and ancillary staff. In the past 7 days (to 8 March 2024) surge workforce providers have assisted 29 residential aged care homes and filled 225 shifts in aged care services.. This includes:

Table 3: Workforce resources supplied to RACHs

Workforce provider	Total shifts	Previous 7 days
Recruitment, Consulting and Staffing Association	103,905	0
Healthcare Australia (Workforce Surge)	15,620	36
Healthcare Australia (NACER)	2,295	N/A
Mable	2,711	N/A
Aspen Medical	28,797	0
HealthX	31,830	189
Torrens	4,056	N/A

The Australian Defence Force provided support to a total of 542 residential aged care homes between February and September 2022. The ADF deployment ceased on 30 September 2022.

Oral antiviral treatments

Distribution of the oral anti-viral Lagevrio (Molnupiravir) commenced on 6 February 2022 to all RACHs with outbreak sites prioritised for delivery. The National Medical Stockpile has deployed 48,269 treatment courses of Lagevrio (Molnupiravir) to RACHs.

104,101 prescriptions for Lagevrio (Molnupiravir) have been issued to residents in RACHs, with a further 10,315 prescriptions for Paxlovid (nirmatrelvir + ritonavir) also issued since 28 February 2022 and up to 29 February 2024.

*Note: Oral antiviral data is only being updated monthly.

Vaccination in RACHs

On 29 February 2024, the 2024 COVID-19 vaccination advice was released. Recommended doses for the program in 2024 are based on an individual's level of severe immunocompromise and age. Recommendations can be found on the Department of Health and Aged Care (department) website at: <https://www.health.gov.au/our-work/covid-19-vaccines/getting-your-vaccination/booster-doses>.

The department is reviewing COVID-19 vaccination data and reporting for 2024. Updated data on COVID-19 vaccinations in residential aged care will be provided in the coming weeks.

People living in residential aged care are a high priority for the Government's COVID-19 vaccination program.

Older age remains the biggest risk factor for severe COVID-19 disease. Vaccination offers added protection to help reduce the risk of severe illness or hospitalisation of aged care residents.

The department is working with both the aged care and primary care sectors to ensure residents have access to the COVID-19 vaccine. It continues to target support for RACHs to arrange COVID-19 vaccinations with local primary care providers such as GPs, community pharmacists and Aboriginal Community Controlled Health Services.

As at 6 March 2024:

- 71.2% of aged care residents have received a booster dose since 1 January 2023.
- 71.9k (39.0%) aged care residents received a booster dose in the last 6 months.
- 2,904 aged care residents received a vaccine dose in the last week

Table 4: Aged care COVID-19 Booster Doses (data as at 6 March 2024)

Jurisdiction	Received booster in last 6 months	
	Residents vaccinated	% of residents vaccinated
National	71.9k	39.0%
ACT	1.3k	55.5%
NSW	23.2k	39.3%
NT	<200	21.7%
QLD	14.2k	37.9%
SA	6.7k	42.3%
TAS	2.1k	48.5%
VIC	19.1k	40.2%
WA	5.1k	29.8%

Source: Matched Australian Immunisation Register (AIR) data of residents in permanent residential aged care.

For reporting accuracy, the total aged care resident population only includes residents who have been linked with their vaccination records. As residential aged care populations are fluid, the total population for vaccination are an estimate only and there is an administrative lag with the aged care recipient data which is linked to AIR data. Counts may fluctuate due to enhancements to data over time. Key: k= thousand

Infection control and audit

The Aged Care Quality and Safety Commission (Commission) conducts a range of site and non-site activities to monitor and assess residential aged care services, including site audits and assessment contacts (site and non-site) (see Table 5 below). In August 2020, the Commission commenced an infection control monitoring (ICM) spot check program in all Australian jurisdictions.

The ICM spot check program involves on-site visits to residential aged care services, without an outbreak, to check compliance with personal protective equipment (PPE) and infection control arrangements. The purpose of the ICM spot check is to observe infection control practices, to ensure that staff, management and visitors were adhering to safe personal protective equipment protocols and to safe infection control arrangements as required under the quality standards.

As at 7 March 2024, the Commission had conducted 6,029 ICM spot checks to observe infection control practices and PPE protocols in RACHs.

Table 5: Total quality assessment and monitoring activities with residential services (including IPC), by type and month 1 March 2020 to 7 March 2024

Regulatory Activities	2019-20 (1 Mar - 30 Jun 2020)	2020-21	2021-22	2022-23	2023-24 (to 7 Mar)	Total
Site visits	318	3,452	1,732	3,814	2,151	11,467
Non-site activities	3,709	8,381	6,665	1,413	377	20,545
Total activities	4,027	11,833	8,397	5,227	2,528	32,012

Appendix 1: National residential aged care homes (RACHs) with active outbreaks COVID-19

Please note, information reported in this table has been directly reported to the Department of Health and Aged Care by RACHs. Total cases refers to all staff and resident cases associated with the active outbreak and may not reflect the count of currently active cases. Where numbers have been incorrectly reported, RACHs are able to correct these in the COVID-19 Support Portal through My Aged Care. Where a RACH is reporting less than six resident or staff cases or less than six deaths, data has been suppressed to protect the privacy of affected individuals (note that “n/p” indicates data is not provided to protect privacy). Data below for individual services is as at 29 February 2024.

Service Name	State	Resident Deaths	Resident Cases	Staff Cases	Total Incidents
Southern Cross Care Ozanam Residential Aged Care	Australian Capital Territory	0	<6	0	<6
Abbey House Aged Care	New South Wales	0	<6	<6	<6
Advantaged Care at Georges Manor	New South Wales	<6	11	<6	n/p
Amaroo Aged Care Facility	New South Wales	0	14	7	21
Anglican Care McIntosh Court	New South Wales	0	<6	<6	6
Anglican Care Scenic Lodge Merewether	New South Wales	0	<6	0	<6
Annie Green Court	New South Wales	0	<6	0	<6
Ashwood Residential Care Service	New South Wales	0	<6	0	<6
Aurum Wyoming	New South Wales	0	<6	<6	<6
Bathurst Riverview Care Community	New South Wales	0	<6	<6	<6
Bella Vista Gardens	New South Wales	0	16	7	23
Berkeley Vale Care Community	New South Wales	<6	29	20	49
Bupa Bateau Bay	New South Wales	0	13	7	20
Bupa North Rocks	New South Wales	<6	6	<6	n/p
Calvary Cessnock Retirement Community	New South Wales	0	7	<6	n/p
Calvary Ryde Retirement Community - Mary Potter Residential Care	New South Wales	0	<6	0	<6
Canterbury Place Care Community	New South Wales	0	0	<6	<6
Carinya House	New South Wales	0	<6	<6	<6
Castle Hill Aged Care Home	New South Wales	0	<6	0	<6
Catholic Healthcare Charles O'Neill Hostel	New South Wales	0	6	0	6
Catholic Healthcare Lewisham Nursing Home	New South Wales	0	25	9	34

Service Name	State	Resident Deaths	Resident Cases	Staff Cases	Total Incidents
Catholic Healthcare Lewisham Retirement Hostel	New South Wales	0	9	9	18
Catholic Healthcare The Haven Residential Aged Care	New South Wales	<6	22	16	38
Estia Health Camden	New South Wales	0	15	8	23
Estia Health Epping - The Poplars	New South Wales	0	<6	0	<6
Estia Health Manly Vale	New South Wales	0	0	<6	<6
Heritage Botany	New South Wales	0	<6	0	<6
Highfields Manor Port Macquarie	New South Wales	0	<6	0	<6
Hunters Hill Montefiore Home	New South Wales	0	0	<6	<6
Kanwal Gardens Care Community	New South Wales	0	13	12	25
Killarney Vale Care Community	New South Wales	0	23	<6	n/p
Leigh Place	New South Wales	0	6	<6	n/p
Mark Moran at Little Bay	New South Wales	0	<6	0	<6
Mater Christi Aged Care Facility	New South Wales	0	14	<6	n/p
Milford House Nursing Home	New South Wales	0	<6	0	<6
Narrabeen Glades Care Community	New South Wales	0	7	<6	n/p
Narraweena Grove Care Community	New South Wales	0	12	<6	n/p
Randwick Montefiore Home	New South Wales	0	7	6	13
Raymond Terrace Gardens Care Community	New South Wales	0	6	12	18
RFBI Benhome Masonic Village	New South Wales	0	<6	0	<6
RFBI Moonbi Masonic Village - Jim Holm	New South Wales	0	<6	0	<6
RFBI West Wyalong Masonic Village	New South Wales	0	<6	<6	<6
Southern Cross Care Daceyville Residential Aged Care	New South Wales	0	15	<6	n/p
Southern Cross Care Thornton Park	New South Wales	<6	19	<6	n/p
St Brigid's Green Maroubra	New South Wales	0	6	<6	n/p
St Hedwig Village	New South Wales	0	<6	<6	7
SummitCare Canley Vale	New South Wales	0	36	21	57
Tingira Hills Care Community	New South Wales	0	<6	0	<6
Uniting Autumn Lodge Butler Street	New South Wales	0	<6	0	<6

Service Name	State	Resident Deaths	Resident Cases	Staff Cases	Total Incidents
Uniting Berry	New South Wales	0	<6	<6	<6
Uniting Bowden Brae Normanhurst	New South Wales	0	<6	0	<6
Uniting Caroon Kalina Goonellabah	New South Wales	0	23	<6	n/p
Uniting Eden	New South Wales	0	<6	<6	<6
Uniting Kamilaroi Lane Cove	New South Wales	0	6	0	6
Uniting Nareen Gardens Bateau Bay	New South Wales	0	29	15	44
Uniting Nareen Gardens Lodge Bateau Bay	New South Wales	0	9	<6	n/p
Uniting Osborne House Nowra	New South Wales	0	8	<6	n/p
Uniting The Garrison Mosman	New South Wales	0	<6	<6	<6
Vincent Court	New South Wales	0	<6	<6	<6
Wallarah Point Care Community	New South Wales	0	14	<6	n/p
Warrigal Care Goulburn	New South Wales	0	6	<6	n/p
Woodberry Village	New South Wales	<6	27	7	34
Yallambee Village	New South Wales	0	9	0	9
Hetti Perkins	Northern Territory	0	16	<6	n/p
Old Timers	Northern Territory	0	<6	0	<6
Anglicare SQ Symes Grove Home for the Aged	Queensland	0	20	<6	n/p
Arcare Helensvale St James	Queensland	0	<6	0	<6
Arcare North Lakes	Queensland	0	<6	<6	<6
Benevolent Living	Queensland	0	16	10	26
Blue Care Elanora Pineshaven Aged Care Facility	Queensland	0	<6	<6	6
Blue Care Kenmore Aged Care Facility	Queensland	0	8	8	16
Blue Care Maleny Erowal Aged Care Facility	Queensland	0	<6	<6	<6
Bolton Clarke Carrington	Queensland	0	<6	0	<6
Bolton Clarke Cazna Gardens	Queensland	0	<6	<6	7
Bolton Clarke Fairview	Queensland	<6	11	<6	n/p
Broadwater Grove Care Community	Queensland	0	<6	0	<6
Bundaleer Lodge Nursing Home	Queensland	0	11	0	11

Service Name	State	Resident Deaths	Resident Cases	Staff Cases	Total Incidents
Burpengary Gardens Care Community	Queensland	0	<6	<6	9
Caloundra Place Care Community	Queensland	0	6	<6	n/p
Camp Hill Aged Care	Queensland	0	7	7	14
Carinity Cedarbrook	Queensland	0	7	<6	n/p
Carinity Fairfield Grange	Queensland	<6	31	<6	n/p
Carinity Karinya Place	Queensland	0	9	11	20
Carramar Aged Care	Queensland	0	<6	<6	<6
Churches of Christ Gracehaven Aged Care Service	Queensland	0	<6	<6	<6
Estia Health Albany Creek	Queensland	0	<6	<6	<6
Estia Health Gold Coast	Queensland	0	<6	0	<6
Estia Health Maroochydore	Queensland	0	<6	<6	9
Estia Health Mount Coolum	Queensland	0	18	10	28
Estia Health Mudgeeraba	Queensland	0	<6	<6	<6
Estia Health Southport	Queensland	0	<6	0	<6
Infinite Care Edmonton Gardens	Queensland	0	<6	<6	<6
Lutheran Services - Cooina Aged Care Centre	Queensland	0	<6	<6	<6
Lutheran Services - Salem	Queensland	0	<6	<6	<6
Lutheran Services - St Pauls	Queensland	0	<6	<6	<6
Lutheran Services - Tabeel	Queensland	0	22	12	34
Lutheran Services - Trinder Park	Queensland	<6	20	<6	n/p
Mercy Community Services - Emmaus	Queensland	0	7	<6	n/p
Ozcare - Hervey Bay	Queensland	0	0	<6	<6
Ozcare Innisfail	Queensland	0	<6	6	n/p
Ozcare Palm Lodge	Queensland	<6	34	21	55
Palm Lake Bethania Aged Care Facility	Queensland	0	<6	<6	<6
Palm Lake Care Toowoomba	Queensland	0	11	10	21
Portofino Hamilton	Queensland	0	<6	0	<6
PresCare - Alexandra Gardens	Queensland	0	7	<6	n/p

Service Name	State	Resident Deaths	Resident Cases	Staff Cases	Total Incidents
Proserpine Nursing Home	Queensland	0	0	<6	<6
Regis Caboolture	Queensland	0	27	10	37
Regis Kuluin	Queensland	0	<6	<6	<6
Regis Salisbury	Queensland	0	8	0	8
Regis Sippy Downs	Queensland	0	<6	<6	<6
Rockpool RAC Morayfield	Queensland	0	23	11	34
Seabrook	Queensland	0	<6	<6	<6
Sinnamon Village - Jacobs Court	Queensland	0	16	7	23
Sinnamon Village - Knowles Court	Queensland	0	<6	0	<6
Sinnamon Village - Nash Court	Queensland	0	8	<6	n/p
St Paul de Chartres Residential Aged Care	Queensland	0	<6	20	n/p
St Vincent's Care Services Gympie	Queensland	0	<6	0	<6
St Vincent's Care Services Mitchelton	Queensland	0	<6	0	<6
St Vincent's Care Services Toowoomba - Nursing Home	Queensland	0	<6	0	<6
Sunnymeade Park Aged Care Community	Queensland	0	15	12	27
Taralga Retirement Village Hostel	Queensland	0	10	6	16
The Good Shepherd Nursing Home	Queensland	0	30	11	41
TriCare Bundaberg Aged Care Residence	Queensland	0	31	12	43
TriCare Mt Gravatt Aged Care Residence	Queensland	0	11	<6	n/p
Whiddon Beaudesert Star	Queensland	0	<6	<6	<6
ACH Group Residential Care - Highercombe	South Australia	0	<6	0	<6
Aldersgate Aged Care Services	South Australia	0	<6	<6	6
Ananda Aged Care Findon	South Australia	0	8	<6	n/p
AnglicareSA Elizabeth East	South Australia	0	19	<6	n/p
Bellevue Court Residential Care	South Australia	0	<6	<6	9
Calvary Flora McDonald Retirement Community	South Australia	0	<6	0	<6
Charla Lodge	South Australia	0	10	<6	n/p
Copperhouse Court Hostel	South Australia	0	<6	0	<6

Service Name	State	Resident Deaths	Resident Cases	Staff Cases	Total Incidents
Eldercare Evanston Park	South Australia	0	<6	<6	7
Eldercare Seaford	South Australia	0	18	16	34
Estia Health Myrtle Bank	South Australia	0	<6	<6	9
Estia Health Parkside	South Australia	0	21	6	27
Estia Health Toorak Gardens	South Australia	0	6	8	14
Estia Health Valley View	South Australia	0	14	<6	n/p
Gawler Grande Views	South Australia	0	29	14	43
Glen Osmond Grove Care Community	South Australia	<6	16	11	27
Healthia	South Australia	0	<6	0	<6
Kalyra Belair Aged Care	South Australia	<6	14	6	20
Kalyra Woodcroft Aged Care	South Australia	0	<6	0	<6
Lerwin Nursing Home	South Australia	0	0	<6	<6
Lower Eyre - Cummins MPS	South Australia	0	6	<6	n/p
North Eastern Community Nursing Home	South Australia	0	<6	<6	<6
Oakden Green	South Australia	0	<6	0	<6
Oakfield Lodge Residential Care	South Australia	<6	31	7	38
Parkview Aged Care	South Australia	0	8	9	17
Resthaven Westbourne Park	South Australia	0	<6	<6	7
Reynella Hillside Care Community	South Australia	0	<6	<6	9
St Basil's at St Peters	South Australia	0	11	7	18
Star Of The Sea Home For The Aged	South Australia	0	<6	8	n/p
The House of Saint Hilarion	South Australia	0	9	0	9
Warrina Crescent Residential Aged Care	South Australia	0	<6	<6	6
Calvary Sandhill	Tasmania	0	<6	<6	<6
Guilford Young Grove	Tasmania	0	<6	0	<6
Peace Haven	Tasmania	0	7	9	16
Regis Tasmania - Eastern Shore	Tasmania	0	<6	0	<6
Rivulet	Tasmania	0	<6	<6	<6

Service Name	State	Resident Deaths	Resident Cases	Staff Cases	Total Incidents
Rosary Gardens	Tasmania	0	41	7	48
Snug Village	Tasmania	0	0	<6	<6
Uniting AgeWell Aldersgate Village	Tasmania	0	<6	<6	8
Uniting AgeWell Lillian Martin	Tasmania	0	15	7	22
Alan David Lodge	Victoria	0	11	<6	n/p
Arcare Templestowe	Victoria	0	37	<6	n/p
Arcare Waterview	Victoria	0	<6	0	<6
Assisi Centre Aged Care	Victoria	0	25	7	32
Baptcare Coasthaven Community	Victoria	0	<6	0	<6
Belmont Grange	Victoria	0	<6	<6	8
Benetas Colton Close	Victoria	0	9	<6	n/p
BlueCross Karinya Grove	Victoria	0	<6	<6	<6
BlueCross Sheridan Hall Caulfield	Victoria	0	12	<6	n/p
Bupa Echuca	Victoria	0	12	<6	n/p
Bupa Portland	Victoria	0	17	17	34
Calvary Bonbeach	Victoria	0	<6	0	<6
Calvary Capel Sands	Victoria	0	<6	0	<6
Calvary Goonawarra	Victoria	0	<6	0	<6
Calvary Sandhurst	Victoria	0	10	<6	n/p
Calvary St Judes	Victoria	0	24	6	30
Carinya Lodge Hostel	Victoria	0	7	<6	n/p
Cooinda Village Inc	Victoria	0	8	10	18
Craigcare Plumpton Villa	Victoria	0	<6	0	<6
Doutta Galla Yarraville Village Aged Care Facility	Victoria	0	27	<6	n/p
Embracia in Reservoir	Victoria	0	<6	0	<6
Embracia Moonee Valley	Victoria	0	39	<6	n/p
Estia Health Benalla (Thomas St)	Victoria	0	<6	<6	<6
Estia Health Dandenong	Victoria	0	7	<6	n/p

Service Name	State	Resident Deaths	Resident Cases	Staff Cases	Total Incidents
Estia Health Melton South	Victoria	0	8	<6	n/p
Estia Health South Morang	Victoria	0	12	10	22
Estia Health Werribee	Victoria	0	9	<6	n/p
Estia Health Yarra Valley	Victoria	0	8	<6	n/p
Froniditha Clayton Aged Care	Victoria	0	41	0	41
Froniditha Lower Templestowe	Victoria	<6	29	10	39
Hepburn House	Victoria	0	<6	<6	<6
Heritage Gardens	Victoria	0	18	<6	n/p
Hesse Rural Health Service Nursing Home	Victoria	0	<6	0	<6
Iona Digby Harris Home	Victoria	0	<6	<6	7
Kew Gardens Aged Care	Victoria	0	<6	0	<6
Killara Hostel	Victoria	0	<6	<6	<6
Lakes Entrance Care Community	Victoria	0	11	10	21
Maculata Place	Victoria	0	12	<6	n/p
Manor Court Werribee Aged Care Ltd	Victoria	0	<6	<6	<6
Margery Cole Residential Care Service	Victoria	0	7	7	14
Mayflower Brighton	Victoria	0	39	11	50
Mayflower Edith Bendall	Victoria	0	6	0	6
McKellar Centre	Victoria	0	<6	<6	<6
mecwacare Gregory Lodge, Flemington	Victoria	0	<6	<6	<6
Medina Manor	Victoria	0	<6	0	<6
Mercy Place Rosebud	Victoria	0	0	<6	<6
MiCare Overbeek Lodge	Victoria	0	12	<6	n/p
Napier Street Aged Care Services	Victoria	0	0	6	6
Nellie Melba Retirement Village	Victoria	0	9	0	9
Olivet Aged Persons Home	Victoria	0	<6	<6	<6
Regis Cranbourne	Victoria	0	19	0	19
Rose Lodge	Victoria	0	12	6	18

Service Name	State	Resident Deaths	Resident Cases	Staff Cases	Total Incidents
Sheridan Aged Care	Victoria	0	<6	<6	<6
Stretton Park Hostel	Victoria	0	<6	<6	<6
The Oaks Nursing Home-Gisborne	Victoria	0	<6	<6	<6
Village Glen Aged Care Residences - Capel Sound	Victoria	0	<6	<6	<6
Village Glen Aged Care Residences - Mornington	Victoria	0	12	<6	n/p
Violet Town Bush Nursing Centre	Victoria	0	8	<6	n/p
Waverley Valley Care Community	Victoria	0	<6	0	<6
Aegis Anchorage	Western Australia	0	8	6	14
Aegis Karalee	Western Australia	0	6	<6	n/p
Barridale Lodge	Western Australia	0	<6	<6	8
Brightwater Birralelee	Western Australia	0	<6	<6	<6
Brightwater Onslow Gardens	Western Australia	0	<6	0	<6
Brightwater The Village	Western Australia	0	<6	<6	6
Craigcare Ascot Waters	Western Australia	0	26	21	47
Dr Mary Surveyor Centre	Western Australia	0	8	<6	n/p
Geegeelup Aged Care Facility	Western Australia	0	0	<6	<6
J E Murray Home	Western Australia	<6	10	<6	n/p
Juniper Korumup	Western Australia	0	<6	0	<6
Mandurah Coast Care Community	Western Australia	0	22	9	31
Northampton/Kalbarri MPS	Western Australia	0	7	11	18
Regis Nedlands	Western Australia	0	6	<6	n/p
Regis Weston	Western Australia	0	33	<6	n/p
Rosewood Care West Perth	Western Australia	0	<6	0	<6