



# COVID-19 outbreaks in Australian residential aged care homes

## National snapshot

As at 8:00 am 28 March 2024, there are 1,278 active COVID-19 cases in 194 active outbreaks in residential aged care homes (RACHs) across Australia. There have been 22 new outbreaks, 15 new resident deaths and 1,338 combined new resident and staff cases reported since 21 March 2024.

**Table 1: Aged Care COVID-19 data as at 8.00am 28 March 2024<sup>1</sup>**

Category	Active <sup>2</sup>	Change in active (7 days)	Cumulative Total	Cumulative increase (7 days)
Outbreaks <sup>3</sup>	194	22	19,785	106
RACHs affected	194	22	2,865	0
Resident cases <sup>4</sup>	894	134	189,183	915
Resident deaths	N/A	N/A	6,377	15
Staff cases	384	46	106,187	423

Residential aged care homes with active outbreaks are included in Appendix 1.

**Table 2: Overview of active outbreaks in Australia**

	ACT	NSW	NT	QLD	SA	TAS	VIC	WA	Total
<b>Total RACHs with outbreaks</b>	0	54	1	41	22	9	52	15	194
<b>Total number of active resident cases</b>	0	291	1	238	86	24	219	35	894
<b>Total number of active staff cases</b>	0	93	0	104	25	14	97	51	384
<b>Total outbreaks opened in previous 7 days</b>	0	26	1	23	12	3	33	8	106
<b>Total outbreaks closed in previous 7 days</b>	0	17	1	25	12	2	13	9	79

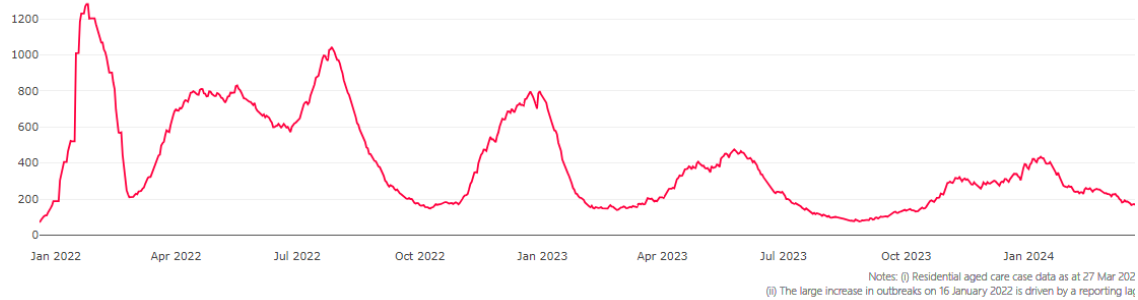
<sup>1</sup> Outbreak opening and closure includes changes in the status of exposure sites to outbreaks (and vice versa), which are applied retrospectively to facility records. New case information can also change the status of a recovered site back to an active outbreak site. As a result, changes in active outbreak status may not align with day on day variations to active totals. These adjustments will also affect the number of cases in staff and residents reported each week.

<sup>2</sup> Active residents and staff cases are the total currently positive cases in active outbreaks

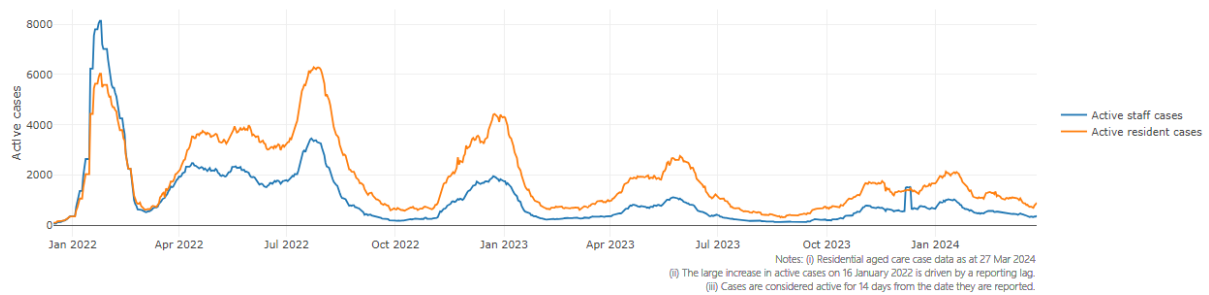
<sup>3</sup> An outbreak is considered to be active pending advice from the relevant Public Health Unit. An outbreak is defined as at least 1 positive case in a resident or 2+ cases in staff.

<sup>4</sup> Case numbers and numbers of deaths are dependent upon reporting from RACHs and validation of deaths from state and territory governments. This is subject to change as further information is provided.

**Figure 1: National outbreak trends in aged care**



**Figure 2: Trends in aged care cases – December 2021 to present**



## Mortality

For the period of 1 July 2023 to 23 March 2024, COVID-19 is recorded as the cause of death in 1.6% of all deaths in permanent residents in aged care homes.

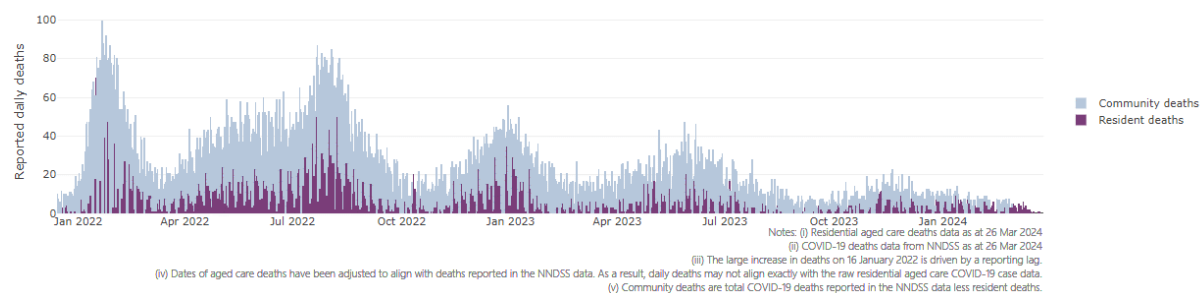
Since the beginning of the Omicron outbreak in mid December<sup>5</sup> 2021, there have been 135,590 deaths in residential aged care from all causes (report period from 15 December 2021 to 23 March 2024)<sup>6</sup>. COVID-19 deaths account for 4.0% of this figure.

Over the course of the pandemic, all-cause excess mortality in residential aged care was below expected numbers in 2020, and within expected range in 2021. In the first half of 2022, all-cause excess mortality in residential aged care was above the expected range. Excess mortality for the second half of the 2022 is yet to be finalised.

<sup>5</sup> The Omicron outbreak start date has been redefined from late November 2021 to mid December 2021. Changes have been made to align reporting with the start date of Omicron published in the department's external facing Epidemiology report.

<sup>6</sup> The department is now accessing aged care deaths data from the SIEBEL dataset. Figures are live and subject to change. Source: Department of Health and Aged Care unpublished data / SIEBEL dataset.

**Figure 3: COVID-19 deaths in RACHs overlaid with community deaths**



### Workforce in active residential aged care outbreaks

As at 28 March 2024, workforce surge staff have filled a total of 190,178 shifts in aged care services. These shifts include roles for GPs, nurses, care workers, allied health workers, executive and ancillary staff. In the past 7 days (to 28 March 2024) surge workforce providers have assisted 16 residential aged care homes and filled 305 shifts in aged care services.

**Table 3: Workforce resources supplied to RACHs**

Workforce provider	Total shifts	Previous 7 days
Recruitment, Consulting and Staffing Association	103,905	0
Healthcare Australia (Workforce Surge)	15,777	38
Healthcare Australia (NACER)	2,295	N/A
Mable	2,711	N/A
Aspen Medical	28,804	0
HealthX	32,630	267
Torrens	4,056	N/A

The Australian Defence Force provided support to a total of 542 residential aged care homes between February and September 2022. The ADF deployment ceased on 30 September 2022.

### Oral antiviral treatments

Distribution of the oral anti-viral Lagevrio (Molnupiravir) commenced on 6 February 2022 to all RACHs with outbreak sites prioritised for delivery. The National Medical Stockpile has deployed 48,269 treatment courses of Lagevrio (Molnupiravir) to RACHs.

104,101 prescriptions for Lagevrio (Molnupiravir) have been issued to residents in RACHs, with a further 10,315 prescriptions for Paxlovid (nirmatrelvir + ritonavir) also issued since 28 February 2022 and up to 29 February 2024.

\*Note: Oral antiviral data is only being updated monthly.

## Vaccination in RACHs

On 29 February 2024, the 2024 COVID-19 vaccination advice was released. Recommended doses for the program in 2024 are based on an individual's level of severe immunocompromise and age. Recommendations can be found on the Department of Health and Aged Care (department) website at: <https://www.health.gov.au/our-work/covid-19-vaccines/getting-your-vaccination/booster-doses>.

People living in residential aged care are a high priority for the Government's COVID-19 vaccination program.

Older age remains the biggest risk factor for severe COVID-19 disease. Vaccination offers added protection to help reduce the risk of severe illness or hospitalisation of aged care residents.

The department is working with both the aged care and primary care sectors to ensure residents have access to the COVID-19 vaccine. It continues to target support for RACHs to arrange COVID-19 vaccinations with local primary care providers such as GPs, community pharmacists and Aboriginal Community Controlled Health Services.

*\* The department is reviewing COVID-19 vaccination data and reporting for 2024. Updated data on COVID-19 vaccinations in residential aged care will be provided in the coming weeks.*

## Infection control and audit

The Aged Care Quality and Safety Commission (Commission) conducts site audits and assessment contacts (site and non-site) to monitor and assess residential aged care services against the Aged Care Quality Standards (see Table 5 below). This may include conducting infection control monitoring (ICM) spot checks.

An ICM spot check involves an on-site visit to residential aged care services, without an outbreak, to observe infection control practices, to ensure that staff, management and visitors are adhering to safe personal protective equipment protocols and to safe infection control arrangements, as required under the Quality Standards.

As at 28 March 2024, the Commission had conducted 6,036 ICM spot checks to observe infection control practices and PPE protocols in RACHs.

**Table 5: Total quality assessment and monitoring activities with residential services (including IPC), by type and month 1 March 2020 to 28 March 2024**

Regulatory Activities	2019-20	2020-21	2021-22	2022-23	2023-24	Total
	(1 Mar - 30 Jun 2020)				(to 28 Mar)	
Site visits	318	3,452	1,732	3,814	2,272	11,588
Non-site activities	3,709	8,381	6,665	1,413	414	20,582
Total activities	4,027	11,833	8,397	5,227	2,686	32,170

## Appendix 1: National residential aged care homes (RACHs) with active outbreaks COVID-19

Please note, information reported in this table has been directly reported to the department by RACHs. Total cases refers to all staff and resident cases associated with the active outbreak and may not reflect the count of currently active cases. Where numbers have been incorrectly reported, RACHs are able to correct these in the COVID-19 Support Portal through My Aged Care. Where a RACH is reporting less than six resident or staff cases or less than six deaths, data has been suppressed to protect the privacy of affected individuals (note that “n/p” indicates data is not provided to protect privacy). Data below for individual services is as at 28 March 2024.

Service Name	State	Resident Deaths	Resident Cases	Staff Cases	Total Incidents
<b>ACDMA Aged Care Services</b>	New South Wales	0	<6	0	<6
<b>Advantaged Care at Bondi Waters</b>	New South Wales	0	11	6	17
<b>Amaroo Aged Care Facility</b>	New South Wales	0	44	26	70
<b>Anglicare Piper House</b>	New South Wales	0	<6	8	n/p
<b>Aruma Lodge</b>	New South Wales	0	<6	<6	<6
<b>BaptistCare Warena Centre</b>	New South Wales	0	<6	0	<6
<b>Baradine Multi-Purpose Service</b>	New South Wales	<6	8	<6	n/p
<b>Bass Hill Aged Care</b>	New South Wales	0	13	<6	n/p
<b>Bathurst Riverview Care Community</b>	New South Wales	0	25	<6	n/p
<b>Blacktown Terrace Care Community</b>	New South Wales	0	7	<6	n/p
<b>Bolton Clarke Winders Lodge</b>	New South Wales	0	<6	0	<6
<b>Boronia House</b>	New South Wales	0	6	0	6
<b>Cameron Park Care Community</b>	New South Wales	0	8	8	16
<b>Catholic Healthcare Blakeney Lodge</b>	New South Wales	0	6	<6	n/p
<b>Catholic Healthcare Charles O'Neill Hostel</b>	New South Wales	0	<6	0	<6
<b>Catholic Healthcare St Joseph Aged Care</b>	New South Wales	0	<6	<6	<6
<b>Chamberlain Gardens Aged Care</b>	New South Wales	0	<6	<6	<6
<b>Coastal Waters Aged Care</b>	New South Wales	0	<6	7	n/p
<b>Dunedoo Multi-Purpose Service</b>	New South Wales	0	8	<6	n/p
<b>Estia Health Albury</b>	New South Wales	0	11	<6	n/p
<b>Estia Health Camden</b>	New South Wales	0	11	<6	n/p
<b>Estia Health Dalmeny</b>	New South Wales	<6	13	11	24

Service Name	State	Resident Deaths	Resident Cases	Staff Cases	Total Incidents
<b>Estia Health Epping - The Poplars</b>	New South Wales	0	10	<6	n/p
<b>Estia Health Ryde</b>	New South Wales	0	<6	0	<6
<b>Estia Health Willoughby</b>	New South Wales	0	<6	0	<6
<b>Gosling Creek Aged Care</b>	New South Wales	0	<6	<6	8
<b>HammondCare - Wahroonga</b>	New South Wales	<6	<6	0	<6
<b>Highfields Manor Port Macquarie</b>	New South Wales	0	9	<6	n/p
<b>Hillgrove House</b>	New South Wales	0	14	7	21
<b>Horton House and Warmington Lodge</b>	New South Wales	0	11	<6	n/p
<b>Maitland Grange Care Community</b>	New South Wales	0	30	<6	n/p
<b>Mary Potter Nursing Home</b>	New South Wales	0	<6	<6	<6
<b>Meadowbank Grove Care Community</b>	New South Wales	0	32	<6	n/p
<b>Moyne Aged Care Plus Centre (0033)</b>	New South Wales	0	12	0	12
<b>Murray House</b>	New South Wales	0	8	<6	n/p
<b>Narrabeen Glades Care Community</b>	New South Wales	<6	34	<6	n/p
<b>Narraweena Grove Care Community</b>	New South Wales	0	39	8	47
<b>Orange Grove Care Community</b>	New South Wales	0	<6	<6	7
<b>Pembroke Lodge</b>	New South Wales	0	<6	0	<6
<b>RFBI West Wyalong Masonic Village</b>	New South Wales	0	<6	<6	<6
<b>Ruby Manor</b>	New South Wales	0	7	0	7
<b>St Andrew's Village Ballina</b>	New South Wales	0	28	31	59
<b>St Annes Nursing Home</b>	New South Wales	0	<6	<6	<6
<b>St Elizabeth Home</b>	New South Wales	0	6	<6	n/p
<b>The Whiddon Group - Glenfield - Easton Park</b>	New South Wales	0	20	11	31
<b>The Whiddon Group - Maclean</b>	New South Wales	0	<6	0	<6
<b>Uniting Berry</b>	New South Wales	0	<6	0	<6
<b>Uniting Garden Suburb</b>	New South Wales	0	<6	<6	9
<b>Uniting Nareen Gardens Bateau Bay</b>	New South Wales	0	16	<6	n/p
<b>Wahroonga House</b>	New South Wales	0	<6	0	<6

Service Name	State	Resident Deaths	Resident Cases	Staff Cases	Total Incidents
<b>Wallsend Manor Aged Care</b>	New South Wales	0	33	9	42
<b>Warrigal Care Goulburn</b>	New South Wales	0	19	12	31
<b>Warrigal Care Shell Cove</b>	New South Wales	0	<6	0	<6
<b>Yallaroo</b>	New South Wales	0	7	<6	n/p
<b>Thamarrurr Development Corporation</b>	Northern Territory	0	<6	0	<6
<b>Anglicare SQ Symes Thorpe Home for the Aged</b>	Queensland	0	<6	<6	<6
<b>Arcare North Shore</b>	Queensland	0	7	<6	n/p
<b>Bellevue Care Centre</b>	Queensland	0	10	<6	n/p
<b>Benevolent Living</b>	Queensland	0	23	19	42
<b>Blue Care Carina Aged Care Facility</b>	Queensland	0	<6	<6	7
<b>Blue Care Rothwell Nazarene Aged Care Facility</b>	Queensland	0	7	<6	n/p
<b>Bolton Clarke Tantula Rise</b>	Queensland	0	6	0	6
<b>Brookfield Green</b>	Queensland	0	12	<6	n/p
<b>Cabanda Aged Care</b>	Queensland	0	<6	<6	7
<b>Carramar Aged Care</b>	Queensland	0	6	<6	n/p
<b>Churches of Christ Bribie Aged Care Service</b>	Queensland	0	28	6	34
<b>Churches of Christ Buckingham Gardens Aged Care Service</b>	Queensland	0	<6	0	<6
<b>Churches of Christ Fair Haven Aged Care Service Hervey Bay</b>	Queensland	0	20	<6	n/p
<b>Churches of Christ Fair Haven Aged Care Service Maryborough</b>	Queensland	0	18	7	25
<b>Churches of Christ Golden Age Aged Care Service</b>	Queensland	0	<6	<6	8
<b>Dirranbandi Multipurpose Health Service</b>	Queensland	0	<6	0	<6
<b>Estia Health Gold Coast</b>	Queensland	0	<6	<6	8
<b>Estia Health Mount Coolum</b>	Queensland	0	41	21	62
<b>Estia Health Pacific Paradise</b>	Queensland	<6	18	7	25
<b>Glenella Care</b>	Queensland	0	28	13	41
<b>Karingal Nursing Home</b>	Queensland	0	8	0	8
<b>Kerrisdale Gardens</b>	Queensland	0	6	8	14
<b>Lorocco</b>	Queensland	0	8	<6	n/p

Service Name	State	Resident Deaths	Resident Cases	Staff Cases	Total Incidents
<b>Maryborough Community Aged Care</b>	Queensland	0	11	9	20
<b>Mt Kooyong Convalescent Home</b>	Queensland	0	8	<6	n/p
<b>Newstead Grand Care Community</b>	Queensland	0	9	8	17
<b>Ozcare Ozanam Villa - Clontarf</b>	Queensland	0	19	8	27
<b>Palm Lake Bethania Aged Care Facility</b>	Queensland	0	18	<6	n/p
<b>Parklands Aged Care Facility &amp; Retirement Village</b>	Queensland	0	<6	<6	<6
<b>Redland Residential Care Facility</b>	Queensland	0	<6	0	<6
<b>Regis Bulimba</b>	Queensland	0	16	<6	n/p
<b>Regis Caboolture</b>	Queensland	0	7	8	15
<b>Sir James Terrace</b>	Queensland	0	0	<6	<6
<b>Southern Cross Care Allora - Homestead</b>	Queensland	0	9	<6	n/p
<b>St Vincent's Care Services Maroochydore</b>	Queensland	0	<6	<6	<6
<b>St Vincent's Care Services Southport</b>	Queensland	0	<6	<6	6
<b>Sunnymeade Park Aged Care Community</b>	Queensland	0	17	13	30
<b>TriCare Annerley Aged Care Residence</b>	Queensland	0	9	<6	n/p
<b>TriCare Labrador Aged Care Residence</b>	Queensland	0	<6	0	<6
<b>Villa Serena</b>	Queensland	0	14	6	20
<b>Westhaven Nursing Home</b>	Queensland	0	6	11	17
<b>ACH Group Residential Care - Highercombe</b>	South Australia	0	8	<6	n/p
<b>ACH Group Residential Care - Yankalilla Centre</b>	South Australia	0	<6	0	<6
<b>Aldersgate Aged Care Services</b>	South Australia	<6	14	<6	n/p
<b>Ananda Aged Care Findon</b>	South Australia	0	21	7	28
<b>Belalie Lodge</b>	South Australia	0	14	<6	n/p
<b>Bene Aged Care - Campbelltown</b>	South Australia	0	<6	<6	<6
<b>Bucklands Residential Care</b>	South Australia	0	<6	<6	6
<b>Eldercare Acacia Court</b>	South Australia	0	<6	<6	<6
<b>Eldercare Allambi</b>	South Australia	0	12	6	18
<b>Eldercare Cottage Grove</b>	South Australia	0	6	<6	n/p



Service Name	State	Resident Deaths	Resident Cases	Staff Cases	Total Incidents
Estia Health Craigmore	South Australia	0	0	<6	<6
Estia Health Parkside	South Australia	0	<6	0	<6
John Paul II Village Residential Care	South Australia	0	<6	0	<6
Kalyra Woodcroft Aged Care	South Australia	0	<6	0	<6
LHI Glynde	South Australia	0	6	0	6
Mount Carmel Residential Care	South Australia	0	<6	<6	<6
North Eastern Community Nursing Home	South Australia	0	12	7	19
Regis Marleston	South Australia	0	<6	<6	<6
Rembrandt Court	South Australia	0	<6	<6	6
St Basil's at Croydon Park	South Australia	0	<6	0	<6
The Churchill Retreat	South Australia	<6	26	<6	n/p
The House of Saint Hilarion	South Australia	0	<6	0	<6
Barrington Lodge	Tasmania	0	<6	<6	<6
Calvary Sandhill	Tasmania	0	18	6	24
Corumbene Hostel	Tasmania	0	<6	<6	<6
Mary Ogilvy Home	Tasmania	0	0	<6	<6
Meercroft Care	Tasmania	0	17	14	31
Mt St Vincent	Tasmania	0	<6	0	<6
Peace Haven	Tasmania	0	23	16	39
Regis Tasmania - Legana	Tasmania	0	31	14	45
Wynyard Care Centre	Tasmania	0	13	11	24
AdventCare Whitehorse	Victoria	0	11	0	11
Andrews House	Victoria	0	<6	<6	7
Arcare Parkview Malvern East	Victoria	0	<6	<6	7
Assisi Centre Aged Care	Victoria	0	33	11	44
Aurrum Healesville	Victoria	0	<6	0	<6
Belmont Grange	Victoria	0	9	<6	n/p
Belvedere Aged Care	Victoria	0	<6	0	<6

Service Name	State	Resident Deaths	Resident Cases	Staff Cases	Total Incidents
<b>Benetas Colton Close</b>	Victoria	<6	22	7	29
<b>Brimlea Aged Care</b>	Victoria	0	6	6	12
<b>BSL Aged Care - Clifton Hill</b>	Victoria	0	12	<6	n/p
<b>Calvary Goonawarra</b>	Victoria	0	6	<6	n/p
<b>Calvary Kingston Gardens</b>	Victoria	0	28	17	45
<b>Calvary St Judes</b>	Victoria	<6	32	6	38
<b>Camberwell Gardens</b>	Victoria	0	<6	0	<6
<b>Chelsea Lodge Hostel</b>	Victoria	0	<6	<6	<6
<b>Emmy Monash Aged Care</b>	Victoria	0	11	0	11
<b>Epping Meadows Care Community</b>	Victoria	0	<6	<6	<6
<b>Estia Health Altona Meadows</b>	Victoria	0	<6	<6	<6
<b>Estia Health Grovedale</b>	Victoria	0	<6	0	<6
<b>Estia Health Knoxfield</b>	Victoria	0	<6	<6	<6
<b>Fronitha Clayton Aged Care</b>	Victoria	<6	61	<6	n/p
<b>Hailey House Hostel</b>	Victoria	0	8	<6	n/p
<b>Heritage Gardens</b>	Victoria	0	51	15	66
<b>Keilor East Manor Care Community</b>	Victoria	0	7	0	7
<b>Kew Gardens Aged Care</b>	Victoria	0	<6	<6	<6
<b>Latvian Aged Care Facility</b>	Victoria	0	10	<6	n/p
<b>Little Sisters of the Poor St Joseph's Home</b>	Victoria	0	<6	0	<6
<b>Lynden Aged Care</b>	Victoria	0	<6	<6	<6
<b>MannaCare - Cassia House</b>	Victoria	0	6	0	6
<b>Marina Residential Aged Care Service</b>	Victoria	0	<6	0	<6
<b>Mayflower Edith Bendall</b>	Victoria	0	17	<6	n/p
<b>Mayflower Reservoir</b>	Victoria	0	11	<6	n/p
<b>McKellar Centre</b>	Victoria	0	7	0	7
<b>Medina Manor</b>	Victoria	0	<6	0	<6
<b>Melville Grange Hostel</b>	Victoria	0	<6	<6	<6

Service Name	State	Resident Deaths	Resident Cases	Staff Cases	Total Incidents
<b>Mercy Place Dandenong</b>	Victoria	0	7	<6	n/p
<b>Mercy Place Lynbrook</b>	Victoria	0	<6	<6	6
<b>Mercy Place Rosebud</b>	Victoria	<6	16	6	22
<b>MiCare Avondrust Lodge</b>	Victoria	0	<6	0	<6
<b>Mooroopna Place Residential Aged Care Service</b>	Victoria	0	<6	<6	7
<b>Regis Alawarra Lodge</b>	Victoria	0	0	<6	<6
<b>Regis Armadale</b>	Victoria	0	<6	21	n/p
<b>Sale Gardens Care Community</b>	Victoria	0	<6	13	n/p
<b>Skipton Hostel</b>	Victoria	0	<6	0	<6
<b>Tabulam &amp; Templer Home for the Aged</b>	Victoria	0	<6	<6	<6
<b>TriCare Williams Landing Aged Care Residence</b>	Victoria	0	<6	0	<6
<b>Uniting AgeWell Box Hill</b>	Victoria	0	<6	0	<6
<b>Uniting AgeWell Manor Lakes</b>	Victoria	0	10	0	10
<b>Uniting AgeWell Strath-Haven</b>	Victoria	0	6	<6	n/p
<b>Villa Maria Catholic Homes Providence Aged Care Residence</b>	Victoria	0	7	<6	n/p
<b>Yarriambiack Lodge Hostel</b>	Victoria	0	<6	<6	6
<b>Yarriambiack Lodge Nursing Home</b>	Victoria	0	<6	<6	6
<b>Armadale Place Care Community</b>	Western Australia	0	0	<6	<6
<b>Bethanie Dalyellup</b>	Western Australia	0	10	<6	n/p
<b>Bethanie Gwelup</b>	Western Australia	0	<6	0	<6
<b>Brightwater Birralee</b>	Western Australia	0	<6	0	<6
<b>Brightwater The Oaks</b>	Western Australia	0	<6	<6	<6
<b>Burswood Care Gwen Hardie Lodge</b>	Western Australia	<6	15	25	40
<b>Carnarvon MPS</b>	Western Australia	0	<6	<6	8
<b>Juniper Hayloft</b>	Western Australia	0	<6	0	<6
<b>Juniper Korumup</b>	Western Australia	0	14	<6	n/p
<b>Mandurah Coast Care Community</b>	Western Australia	<6	36	10	46
<b>Melville Parkside Care Community</b>	Western Australia	0	<6	<6	<6

Service Name	State	Resident Deaths	Resident Cases	Staff Cases	Total Incidents
<b>Regis Woodlands</b>	Western Australia	0	6	<6	n/p
<b>Rosewood Care Leederville</b>	Western Australia	0	<6	<6	<6
<b>SwanCare Ningana</b>	Western Australia	0	15	7	22
<b>Treeby Parklands Care Community</b>	Western Australia	0	<6	<6	<6