



COVID-19 outbreaks in Australian residential aged care homes

National snapshot

As at 8:00 am 21 March 2024, there are 1,165 active COVID-19 cases in 186 active outbreaks in residential aged care homes (RACHs) across Australia. There have been 81 new outbreaks, 14 new resident deaths and 891 combined new resident and staff cases reported since 14 March 2024.

Table 1: Aged Care COVID-19 data as at 8.00am 21 March 2024¹

Category	Active ²	Change in active (7 days)	Cumulative Total	Cumulative increase (7 days)
Outbreaks ³	186	-6	19,679	81
RACHs affected	186	-6	2,865	1
Resident cases ⁴	818	-256	188,279	642
Resident deaths	N/A	N/A	6,362	14
Staff cases	347	-114	105,773	249

Residential aged care homes with active outbreaks are included in Appendix 1.

Table 2: Overview of active outbreaks in Australia

	ACT	NSW	NT	QLD	SA	TAS	VIC	WA	Total
Total RACHs with outbreaks	1	50	1	46	21	10	39	18	186
Total number of active resident cases	1	213	1	196	95	67	147	98	818
Total number of active staff cases	0	90	0	94	54	39	33	37	347
Total outbreaks opened in previous 7 days	0	24	0	14	6	3	23	11	81
Total outbreaks closed in previous 7 days	0	16	0	21	8	4	32	7	88

¹ Outbreak opening and closure includes changes in the status of exposure sites to outbreaks (and vice versa), which are applied retrospectively to facility records. New case information can also change the status of a recovered site back to an active outbreak site. As a result, changes in active outbreak status may not align with day on day variations to active totals. These adjustments will also affect the number of cases in staff and residents reported each week.

² Active residents and staff cases are the total currently positive cases in active outbreaks

³ An outbreak is considered to be active pending advice from the relevant Public Health Unit. An outbreak is defined as at least 1 positive case in a resident or 2+ cases in staff.

⁴ Case numbers and numbers of deaths are dependent upon reporting from RACHs and validation of deaths from state and territory governments. This is subject to change as further information is provided.

Figure 1: National outbreak trends in aged care

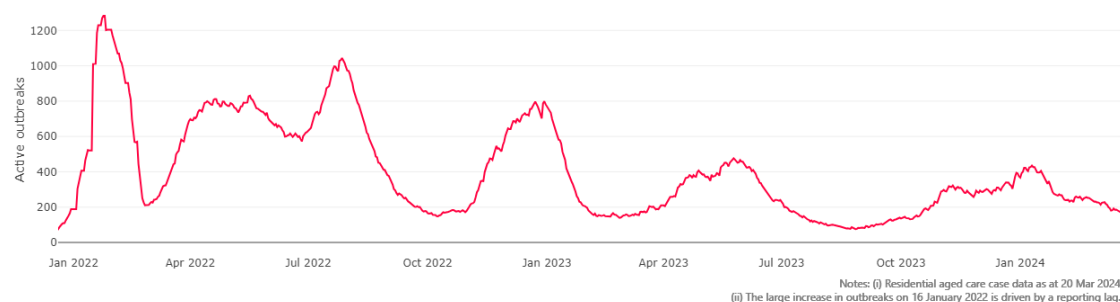
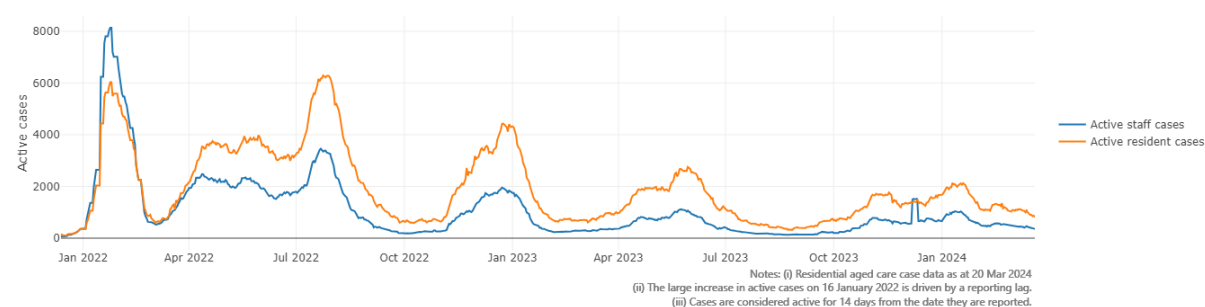


Figure 2: Trends in aged care cases – December 2021 to present



Mortality

For the period of 1 July 2023 to 18 March 2024, COVID-19 is recorded as the cause of death in 1.6% of all deaths in permanent residents in aged care homes.

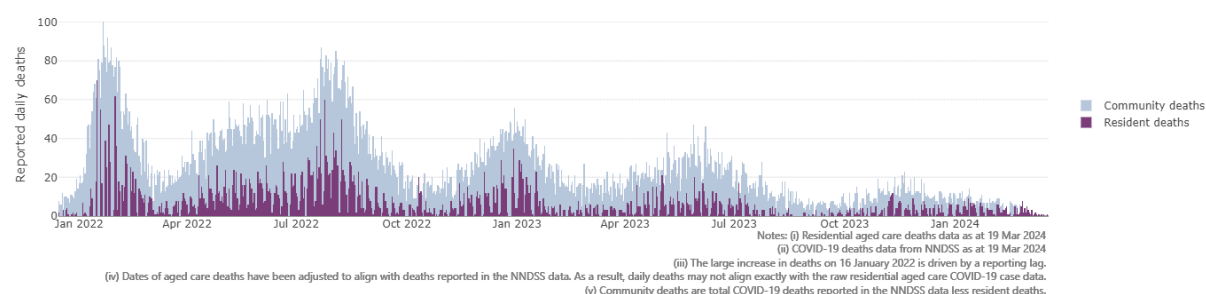
Since the beginning of the Omicron outbreak in mid December⁵ 2021, there have been 134,434 deaths in residential aged care from all causes (report period from 15 December 2021 to 18 March 2024)⁶. COVID-19 deaths account for 4.1% of this figure.

Over the course of the pandemic, all-cause excess mortality in residential aged care was below expected numbers in 2020, and within expected range in 2021. In the first half of 2022, all-cause excess mortality in residential aged care was above the expected range. Excess mortality for the second half of the 2022 is yet to be finalised.

⁵ The Omicron outbreak start date has been redefined from late November 2021 to mid December 2021. Changes have been made to align reporting with the start date of Omicron published in the department's external facing Epidemiology report.

⁶ The department is now accessing aged care deaths data from the SIEBEL dataset. Figures are live and subject to change. Source: Department of Health and Aged Care unpublished data / SIEBEL dataset.

Figure 3: COVID-19 deaths in RACHs overlaid with community deaths



Workforce in active residential aged care outbreaks

As at 22 March 2024, workforce surge staff have filled a total of 189,873 shifts in aged care services. These shifts include roles for GPs, nurses, care workers, allied health workers, executive and ancillary staff. In the past 7 days (to 15 March 2024) surge workforce providers have assisted 14 residential aged care homes and filled 368 shifts in aged care services.

Table 3: Workforce resources supplied to RACHs

Workforce provider	Total shifts	Previous 7 days
Recruitment, Consulting and Staffing Association	103,905	0
Healthcare Australia (Workforce Surge)	15,739	59
Healthcare Australia (NACER)	2,295	N/A
Mable	2,711	N/A
Aspen Medical	28,804	0
HealthX	32,363	309
Torrens	4,056	N/A

The Australian Defence Force provided support to a total of 542 residential aged care homes between February and September 2022. The ADF deployment ceased on 30 September 2022.

Oral antiviral treatments

Distribution of the oral anti-viral Lagevrio (Molnupiravir) commenced on 6 February 2022 to all RACHs with outbreak sites prioritised for delivery. The National Medical Stockpile has deployed 48,269 treatment courses of Lagevrio (Molnupiravir) to RACHs.

104,101 prescriptions for Lagevrio (Molnupiravir) have been issued to residents in RACHs, with a further 10,315 prescriptions for Paxlovid (nirmatrelvir + ritonavir) also issued since 28 February 2022 and up to 29 February 2024.

*Note: Oral antiviral data is only being updated monthly.

Vaccination in RACHs

On 29 February 2024, the 2024 COVID-19 vaccination advice was released. Recommended doses for the program in 2024 are based on an individual's level of severe immunocompromise and age. Recommendations can be found on the Department of Health and Aged Care (department) website at: <https://www.health.gov.au/our-work/covid-19-vaccines/getting-your-vaccination/booster-doses>.

People living in residential aged care are a high priority for the Government's COVID-19 vaccination program.

Older age remains the biggest risk factor for severe COVID-19 disease. Vaccination offers added protection to help reduce the risk of severe illness or hospitalisation of aged care residents.

The department is working with both the aged care and primary care sectors to ensure residents have access to the COVID-19 vaccine. It continues to target support for RACHs to arrange COVID-19 vaccinations with local primary care providers such as GPs, community pharmacists and Aboriginal Community Controlled Health Services.

** The department is reviewing COVID-19 vaccination data and reporting for 2024. Updated data on COVID-19 vaccinations in residential aged care will be provided in the coming weeks.*

Infection control and audit

The Aged Care Quality and Safety Commission (Commission) conducts site audits and assessment contacts (site and non-site) to monitor and assess residential aged care services against the Aged Care Quality Standards (see Table 4 below). This may include conducting infection control monitoring (ICM) spot checks.

An ICM spot check involves an on-site visit to residential aged care services, without an outbreak, to observe infection control practices, to ensure that staff, management and visitors are adhering to safe personal protective equipment protocols and to safe infection control arrangements, as required under the Quality Standards.

As at 21 March 2024, the Commission had conducted 6,036 ICM spot checks to observe infection control practices and PPE protocols in RACHs.

Table 4: Total quality assessment and monitoring activities with residential services (including IPC), by type and month 1 March 2020 to 21 March 2024

Regulatory Activities	2019-20 (1 Mar - 30 Jun 2020)	2020-21	2021-22	2022-23	2023-24 (to 21 Mar)	Total
Site visits	318	3,452	1,732	3,814	2,227	11,543
Non-site activities	3,709	8,381	6,665	1,413	406	20,574
Total activities	4,027	11,833	8,397	5,227	2,633	32,117

Appendix 1: National residential aged care homes (RACHs) with active outbreaks COVID-19

Please note, information reported in this table has been directly reported to the department by RACHs. Total cases refers to all staff and resident cases associated with the active outbreak and may not reflect the count of currently active cases. Where numbers have been incorrectly reported, RACHs are able to correct these in the COVID-19 Support Portal through My Aged Care. Where a RACH is reporting less than six resident or staff cases or less than six deaths, data has been suppressed to protect the privacy of affected individuals (note that “n/p” indicates data is not provided to protect privacy). Data below for individual services is as at 21 March 2024.

Service Name	State	Resident Deaths	Resident Cases	Staff Cases	Total Incidents
BaptistCare Griffith	Australian Capital Territory	0	<6	0	<6
Abbey House Aged Care	New South Wales	0	10	<6	n/p
Advantaged Care at Bondi Waters	New South Wales	0	10	<6	n/p
Amaroo Aged Care Facility	New South Wales	0	44	26	70
Annie Green Court	New South Wales	0	<6	0	<6
Arcare Mollymook	New South Wales	0	<6	0	<6
Aruma Lodge	New South Wales	0	<6	0	<6
Bathurst Riverview Care Community	New South Wales	0	<6	0	<6
Berkeley Vale Care Community	New South Wales	<6	34	20	54
Boronia House	New South Wales	0	<6	0	<6
Cameron Park Care Community	New South Wales	0	8	8	16
CASS Residential Aged Care Facility	New South Wales	0	<6	0	<6
Catholic Healthcare Holy Spirit Croydon	New South Wales	0	8	0	8
Chamberlain Gardens Aged Care	New South Wales	0	<6	<6	<6
Coastal Waters Aged Care	New South Wales	0	<6	<6	7
Estia Health Albury	New South Wales	0	<6	<6	<6
Estia Health Dalmeny	New South Wales	0	6	8	14
Estia Health Epping - The Poplars	New South Wales	0	9	<6	n/p
Estia Health Willoughby	New South Wales	0	<6	0	<6
Garden Village	New South Wales	0	<6	<6	<6
HammondCare - Wahroonga	New South Wales	<6	<6	0	<6
Highfields Manor Port Macquarie	New South Wales	0	9	<6	n/p

Service Name	State	Resident Deaths	Resident Cases	Staff Cases	Total Incidents
Kanwal Gardens Care Community	New South Wales	0	15	15	30
Leigh Place	New South Wales	0	9	<6	n/p
Maitland Grange Care Community	New South Wales	0	<6	<6	6
Mary Potter Nursing Home	New South Wales	0	<6	<6	<6
Moyne Aged Care Plus Centre (0033)	New South Wales	0	12	0	12
Murravale Aged Care Facility	New South Wales	0	<6	<6	<6
Murray House	New South Wales	0	6	<6	n/p
Narrabeen Glades Care Community	New South Wales	<6	27	<6	n/p
Narraweena Grove Care Community	New South Wales	0	38	8	46
Orange Grove Care Community	New South Wales	0	<6	<6	7
Randwick Montefiore Home	New South Wales	0	0	<6	<6
Regis Rose Bay	New South Wales	0	<6	0	<6
RFBI West Wyalong Masonic Village	New South Wales	0	<6	<6	<6
Ruby Manor	New South Wales	0	7	0	7
Sienna Grange Aged Care	New South Wales	0	<6	0	<6
St Vincent's Care Services Auburn	New South Wales	0	<6	<6	<6
The Whiddon Group - Glenfield - Easton Park	New South Wales	0	9	<6	n/p
The Whiddon Group - Maclean	New South Wales	0	<6	<6	<6
Uniting Berry	New South Wales	0	<6	0	<6
Uniting Bowden Brae Normanhurst	New South Wales	<6	21	0	21
Uniting Bruce Sharpe Rockdale	New South Wales	0	<6	0	<6
Uniting Nareen Gardens Bateau Bay	New South Wales	0	<6	0	<6
Uniting Nareen Gardens Lodge Bateau Bay	New South Wales	0	26	<6	n/p
Uniting Quong Tart Ashfield	New South Wales	0	<6	0	<6
Wahroonga House	New South Wales	0	<6	0	<6
Wallsend Manor Aged Care	New South Wales	0	23	7	30
Warrigal Care Goulburn	New South Wales	0	6	<6	n/p
Whitehall Nursing Home	New South Wales	0	<6	<6	<6

Service Name	State	Resident Deaths	Resident Cases	Staff Cases	Total Incidents
Yallaroo	New South Wales	0	<6	<6	6
Hetti Perkins	Northern Territory	0	17	<6	n/p
Anglicare SQ Abri Home for the Aged	Queensland	0	<6	0	<6
Arcare North Lakes	Queensland	0	<6	<6	<6
Arcare Pimpama	Queensland	0	19	<6	n/p
Aspley Aged Care	Queensland	0	0	<6	<6
Benevolent Living	Queensland	0	23	19	42
Blue Care Carina Aged Care Facility	Queensland	0	0	<6	<6
Blue Care Gladstone Edenvale Aged Care Facility	Queensland	0	<6	<6	<6
Blue Care Rothwell Nazarene Aged Care Facility	Queensland	0	<6	<6	<6
Bolton Clarke Inverpine	Queensland	0	0	<6	<6
Brookfield Green	Queensland	0	12	<6	n/p
Caloundra Place Care Community	Queensland	0	12	<6	n/p
Churches of Christ Bribie Aged Care Service	Queensland	0	18	10	28
Churches of Christ Golden Age Aged Care Service	Queensland	0	<6	<6	<6
Estia Health Gold Coast	Queensland	0	<6	0	<6
Estia Health Hervey Bay	Queensland	0	21	<6	n/p
Estia Health Mount Coolum	Queensland	0	39	20	59
Estia Health Pacific Paradise	Queensland	0	18	7	25
Holland Park Aged Care	Queensland	0	0	<6	<6
Karingal Nursing Home	Queensland	0	8	0	8
Kerrisdale Gardens	Queensland	0	<6	7	n/p
Lorocco	Queensland	0	8	<6	n/p
Lutheran Services - Salem	Queensland	0	6	<6	n/p
Lutheran Services - Tabeel	Queensland	0	31	16	47
Magnolia Aged Care Coomera	Queensland	0	<6	0	<6
Mt Kooyong Convalescent Home	Queensland	0	8	<6	n/p
NewDirection Care at Bellmere	Queensland	0	<6	0	<6

Service Name	State	Resident Deaths	Resident Cases	Staff Cases	Total Incidents
Ozcare Ozanam Villa - Clontarf	Queensland	0	17	7	24
Ozcare Parkwood Gardens	Queensland	0	<6	<6	9
Ozcare Villa Vincent	Queensland	0	8	<6	n/p
Palm Lake Bethania Aged Care Facility	Queensland	0	18	<6	n/p
Parklands Aged Care Facility & Retirement Village	Queensland	0	<6	<6	<6
Portofino Hamilton	Queensland	0	<6	0	<6
Regis Bulimba	Queensland	0	<6	0	<6
Regis Redlynch	Queensland	0	<6	0	<6
Regis Sandgate - Lucinda	Queensland	0	<6	<6	<6
Regis Sippy Downs	Queensland	0	8	<6	n/p
Regis Whitfield	Queensland	0	<6	<6	<6
Sir James Terrace	Queensland	0	0	<6	<6
Southern Cross Care Allora - Homestead	Queensland	0	9	<6	n/p
St Paul de Chartres Residential Aged Care	Queensland	0	<6	21	n/p
St Vincent's Care Services Maroochydore	Queensland	0	<6	<6	<6
Sunnymeade Park Aged Care Community	Queensland	0	17	13	30
TriCare Annerley Aged Care Residence	Queensland	0	9	<6	n/p
Villa Serena	Queensland	0	12	6	18
Westhaven Nursing Home	Queensland	0	<6	6	n/p
Wheller Gardens - John Wesley Gardens	Queensland	0	<6	0	<6
ACH Group Residential Care - Highercombe	South Australia	0	6	<6	n/p
ACH Group Residential Care - Yankalilla Centre	South Australia	0	<6	0	<6
Aldersgate Aged Care Services	South Australia	<6	8	<6	n/p
Ananda Aged Care Findon	South Australia	0	21	7	28
Ardrossan Community Hostel	South Australia	0	7	0	7
Eldercare Allambi	South Australia	0	7	<6	n/p
Eldercare Cottage Grove	South Australia	0	<6	<6	8
Eldercare The Lodge	South Australia	0	12	8	20

Service Name	State	Resident Deaths	Resident Cases	Staff Cases	Total Incidents
Eldercare The Village	South Australia	0	11	7	18
Gawler Grande Views	South Australia	0	30	7	37
Kalyra Woodcroft Aged Care	South Australia	0	<6	0	<6
Kara House	South Australia	0	<6	<6	6
Mount Carmel Residential Care	South Australia	0	<6	<6	<6
Parkview Aged Care	South Australia	0	19	14	33
Regis Kingswood	South Australia	0	27	20	47
Resthaven Westbourne Park	South Australia	0	<6	<6	7
Reynella Hillside Care Community	South Australia	<6	18	6	24
St Basil's at St Peters	South Australia	0	14	7	21
Star Of The Sea Home For The Aged	South Australia	0	<6	8	n/p
The Churchill Retreat	South Australia	0	<6	<6	8
UnitingSA Hawksbury Gardens Aged Care	South Australia	0	<6	0	<6
Barrington Lodge	Tasmania	0	<6	<6	<6
Calvary Sandhill	Tasmania	0	17	<6	n/p
Hawthorn Village	Tasmania	0	0	<6	<6
Mary Ogilvy Home	Tasmania	0	0	<6	<6
Meercroft Care	Tasmania	0	15	12	27
Peace Haven	Tasmania	0	20	15	35
Regis Tasmania - Eastern Shore	Tasmania	0	48	17	65
St Ann's	Tasmania	0	<6	<6	<6
Uniting AgeWell Queenborough Rise	Tasmania	0	<6	0	<6
Wynyard Care Centre	Tasmania	0	12	9	21
AdventCare Whitehorse	Victoria	0	11	0	11
Andrews House	Victoria	0	<6	0	<6
Arcare Parkview Malvern East	Victoria	0	<6	<6	7
Assisi Centre Aged Care	Victoria	0	<6	<6	6
Belmont Grange	Victoria	0	7	<6	n/p

Service Name	State	Resident Deaths	Resident Cases	Staff Cases	Total Incidents
Benetas Colton Close	Victoria	<6	21	7	28
Benetas Gladswood Lodge	Victoria	0	16	<6	n/p
Calvary Goonawarra	Victoria	0	<6	0	<6
Calvary Kingston Gardens	Victoria	0	27	16	43
Calvary St Judes	Victoria	<6	32	6	38
Cardinia Community Aged Care	Victoria	0	<6	<6	<6
Cumberland View Aged Care - Whalley Drive	Victoria	0	9	<6	n/p
Embracia in Reservoir	Victoria	0	8	<6	n/p
Epping Meadows Care Community	Victoria	0	<6	<6	<6
Fronditha Clayton Aged Care	Victoria	0	58	<6	n/p
Heritage Gardens	Victoria	0	51	15	66
Keilor East Manor Care Community	Victoria	0	<6	0	<6
MannaCare - Cassia House	Victoria	0	10	0	10
Margery Cole Residential Care Service	Victoria	<6	11	13	24
Marina Residential Aged Care Service	Victoria	0	<6	0	<6
Mayflower Edith Bendall	Victoria	0	17	<6	n/p
Mayflower Reservoir	Victoria	0	8	<6	n/p
McKellar Centre	Victoria	0	<6	0	<6
Mercy Place Rosebud	Victoria	<6	16	6	22
MiCare Overbeek Lodge	Victoria	0	15	<6	n/p
Mooroopna Place Residential Aged Care Service	Victoria	0	<6	<6	<6
Moran Roxburgh Park	Victoria	0	<6	0	<6
Paynesville Gardens Care Community	Victoria	0	<6	0	<6
Regis Brighton	Victoria	0	<6	<6	7
Regis Dandenong North	Victoria	0	<6	0	<6
Regis Macleod	Victoria	0	<6	<6	<6
Regis Ontario	Victoria	0	<6	0	<6
Skipton Hostel	Victoria	0	<6	0	<6

Service Name	State	Resident Deaths	Resident Cases	Staff Cases	Total Incidents
TLC Whitewater	Victoria	0	11	0	11
Uniting AgeWell Box Hill	Victoria	0	<6	0	<6
Village Glen Aged Care Residences - Capel Sound	Victoria	0	<6	0	<6
Violet Town Bush Nursing Centre	Victoria	0	17	7	24
Yarriambiack Lodge Hostel	Victoria	0	<6	<6	6
Yarriambiack Lodge Nursing Home	Victoria	0	<6	<6	6
Armadale Place Care Community	Western Australia	0	0	<6	<6
Barridale Lodge	Western Australia	0	9	8	17
Bethanie Dalyellup	Western Australia	0	6	<6	n/p
Brightwater The Oaks	Western Australia	0	<6	0	<6
Burswood Care Gwen Hardie Lodge	Western Australia	0	10	<6	n/p
Carmel Roshana Care	Western Australia	0	<6	<6	<6
Coolibah Care	Western Australia	0	<6	0	<6
Frank Prendergast House	Western Australia	0	<6	0	<6
Juniper John Bryant	Western Australia	0	<6	<6	<6
Juniper Korumup	Western Australia	0	14	<6	n/p
Mandurah Coast Care Community	Western Australia	0	31	10	41
McNamara Lodge	Western Australia	0	7	<6	n/p
Ravensthorpe MPS	Western Australia	0	<6	0	<6
Rosewood Care Leederville	Western Australia	0	<6	<6	<6
Seaforth Gardens Senior Citizens' Residence	Western Australia	0	16	<6	n/p
SwanCare Ningana	Western Australia	0	13	<6	n/p
SwanCare Waminda	Western Australia	<6	6	<6	n/p
Treeby Parklands Care Community	Western Australia	0	<6	<6	<6