



COVID-19 outbreaks in Australian residential aged care homes

National snapshot

As at 8:00 am 14 March 2024, there are 1,610 active COVID-19 cases in 210 active outbreaks in residential aged care homes (RACHs) across Australia. There have been 87 new outbreaks, 13 new resident deaths and 1,321 combined new resident and staff cases reported since 7 March 2024.

Table 1: Aged Care COVID-19 data as at 8.00am 14 March 2024¹

Category	Active ²	Change in active (7 days)	Cumulative Total	Cumulative increase (7 days)
Outbreaks ³	210	-19	19,594	87
RACHs affected	210	-19	2,864	0
Resident cases ⁴	1,134	15	187,650	920
Resident deaths	N/A	N/A	6,348	13
Staff cases	476	26	105,536	401

Residential aged care homes with active outbreaks are included in Appendix 1.

Table 2: Overview of active outbreaks in Australia

	ACT	NSW	NT	QLD	SA	TAS	VIC	WA	Total
Total RACHs with outbreaks	1	45	2	55	24	10	56	17	210
Total number of active resident cases	1	263	14	269	153	85	277	72	1,134
Total number of active staff cases	0	82	0	140	77	36	106	35	476
Total outbreaks opened in previous 7 days	1	21	0	27	11	4	15	8	87
Total outbreaks closed in	2	32	0	26	15	3	18	8	104

¹ Outbreak opening and closure includes changes in the status of exposure sites to outbreaks (and vice versa), which are applied retrospectively to facility records. New case information can also change the status of a recovered site back to an active outbreak site. As a result, changes in active outbreak status may not align with day on day variations to active totals. These adjustments will also affect the number of cases in staff and residents reported each week.

² Active residents and staff cases are the total currently positive cases in active outbreaks

³ An outbreak is considered to be active pending advice from the relevant Public Health Unit. An outbreak is defined as at least 1 positive case in a resident or 2+ cases in staff.

⁴ Case numbers and numbers of deaths are dependent upon reporting from RACHs and validation of deaths from state and territory governments. This is subject to change as further information is provided.

previous 7 days

Figure 1: National outbreak trends in aged care

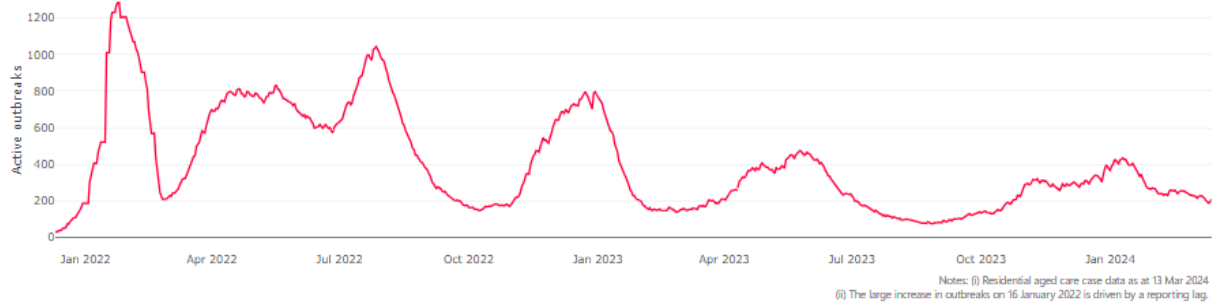
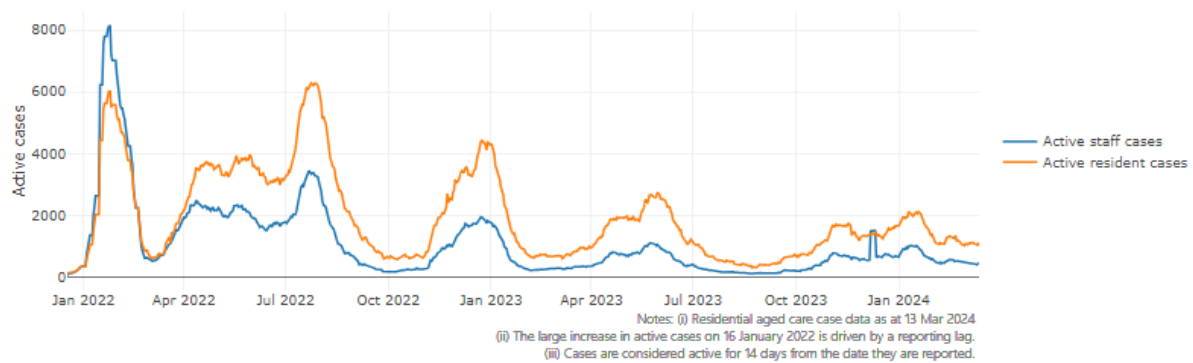


Figure 2: Trends in aged care cases – December 2021 to present



Mortality

For the period of 1 July 2023 to 9 March 2024, COVID-19 is recorded as the cause of death in 1.6% of all deaths in permanent residents in aged care homes.

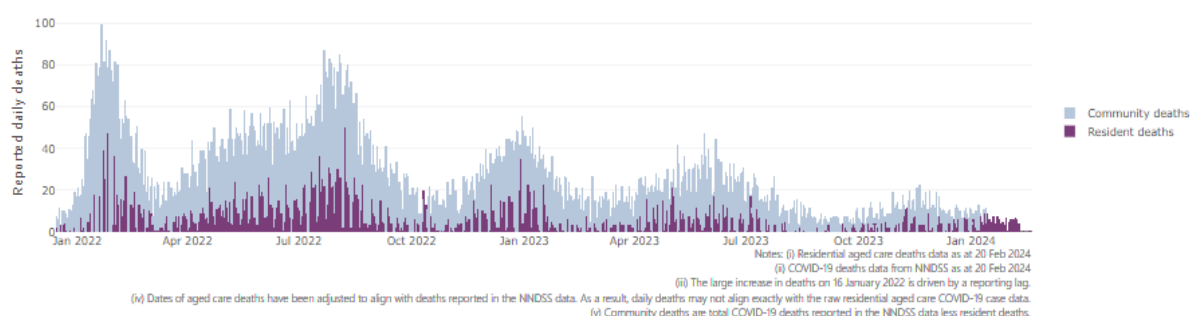
Since the beginning of the Omicron outbreak in mid December⁵ 2021, there have been 133,566 deaths in residential aged care from all causes (report period from 15 December 2021 to 9 March 2024)⁶. COVID-19 deaths account for 4.1% of this figure.

Over the course of the pandemic, all-cause excess mortality in residential aged care was below expected numbers in 2020, and within expected range in 2021. In the first half of 2022, all-cause excess mortality in residential aged care was above the expected range. Excess mortality for the second half of the 2022 is yet to be finalised.

⁵ The Omicron outbreak start date has been redefined from late November 2021 to mid December 2021. Changes have been made to align reporting with the start date of Omicron published in the department's external facing Epidemiology report.

⁶ The department is now accessing aged care deaths data from the SIEBEL dataset. Figures are live and subject to change. Source: Department of Health and Aged Care unpublished data / SIEBEL dataset.

Figure 3: COVID-19 deaths in RACHs overlaid with community deaths



Workforce in active residential aged care outbreaks

As at 15 March 2024, workforce surge staff have filled a total of 189,505 shifts in aged care services. These shifts include roles for GPs, nurses, care workers, allied health workers, executive and ancillary staff. In the past 7 days (to 15 March 2024) surge workforce providers have assisted 31 residential aged care homes and filled 291 shifts in aged care services.

Table 3: Workforce resources supplied to RACHs

Workforce provider	Total shifts	Previous 7 days
Recruitment, Consulting and Staffing Association	103,905	0
Healthcare Australia (Workforce Surge)	15,680	60
Healthcare Australia (NACER)	2,295	N/A
Mable	2,711	N/A
Aspen Medical	28,804	7
HealthX	32,054	224
Torrens	4,056	N/A

The Australian Defence Force provided support to a total of 542 residential aged care homes between February and September 2022. The ADF deployment ceased on 30 September 2022.

Oral antiviral treatments

Distribution of the oral anti-viral Lagevrio (Molnupiravir) commenced on 6 February 2022 to all RACHs with outbreak sites prioritised for delivery. The National Medical Stockpile has deployed 48,269 treatment courses of Lagevrio (Molnupiravir) to RACHs.

104,101 prescriptions for Lagevrio (Molnupiravir) have been issued to residents in RACHs, with a further 10,315 prescriptions for Paxlovid (nirmatrelvir + ritonavir) also issued since 28 February 2022 and up to 29 February 2024.

*Note: Oral antiviral data is only being updated monthly.

Vaccination in RACHs

On 29 February 2024, the 2024 COVID-19 vaccination advice was released. Recommended doses for the program in 2024 are based on an individual's level of severe immunocompromise and age. Recommendations can be found on the Department of Health and Aged Care (department) website at: <https://www.health.gov.au/our-work/covid-19-vaccines/getting-your-vaccination/booster-doses>.

People living in residential aged care are a high priority for the Government's COVID-19 vaccination program.

Older age remains the biggest risk factor for severe COVID-19 disease. Vaccination offers added protection to help reduce the risk of severe illness or hospitalisation of aged care residents.

The department is working with both the aged care and primary care sectors to ensure residents have access to the COVID-19 vaccine. It continues to target support for RACHs to arrange COVID-19 vaccinations with local primary care providers such as GPs, community pharmacists and Aboriginal Community Controlled Health Services.

** The department is reviewing COVID-19 vaccination data and reporting for 2024. Updated data on COVID-19 vaccinations in residential aged care will be provided in the coming weeks.*

Infection control and audit

The Aged Care Quality and Safety Commission (Commission) conducts a range of site and non-site activities to monitor and assess residential aged care services, including site audits and assessment contacts (site and non-site) (see Table 5 below). In August 2020, the Commission commenced an infection control monitoring (ICM) spot check program in all Australian jurisdictions.

The ICM spot check program involves on-site visits to residential aged care services, without an outbreak, to check compliance with personal protective equipment (PPE) and infection control arrangements. The purpose of the ICM spot check is to observe infection control practices, to ensure that staff, management and visitors were adhering to safe personal protective equipment protocols and to safe infection control arrangements as required under the quality standards.

As at 14 March 2024, the Commission had conducted 6,036 ICM spot checks to observe infection control practices and PPE protocols in RACHs.

Table 5: Total quality assessment and monitoring activities with residential services (including IPC), by type and month 1 March 2020 to 14 March 2024

Regulatory Activities	2019-20	2020-21	2021-22	2022-23	2023-24	Total
	(1 Mar - 30 Jun 2020)				(to 14 Mar)	
Site visits	318	3,452	1,732	3,814	2,196	11,512
Non-site activities	3,709	8,381	6,665	1,413	384	20,552
Total activities	4,027	11,833	8,397	5,227	2,580	32,064

Appendix 1: National residential aged care homes (RACHs) with active outbreaks COVID-19

Please note, information reported in this table has been directly reported to the department by RACHs. Total cases refers to all staff and resident cases associated with the active outbreak and may not reflect the count of currently active cases. Where numbers have been incorrectly reported, RACHs are able to correct these in the COVID-19 Support Portal through My Aged Care. Where a RACH is reporting less than six resident or staff cases or less than six deaths, data has been suppressed to protect the privacy of affected individuals (note that “n/p” indicates data is not provided to protect privacy). Data below for individual services is as at 14 March 2024.

Service Name	State	Resident Deaths	Resident Cases	Staff Cases	Total Incidents
BaptistCare Griffith	Australian Capital Territory	0	<6	0	<6
Abbey House Aged Care	New South Wales	0	10	<6	n/p
Amaroo Aged Care Facility	New South Wales	0	32	23	55
Anglican Care McIntosh Court	New South Wales	0	18	10	28
Anglican Care Scenic Lodge Merewether	New South Wales	0	<6	0	<6
Annie Green Court	New South Wales	0	<6	0	<6
Bella Vista Gardens	New South Wales	0	16	7	23
Berkeley Vale Care Community	New South Wales	<6	34	20	54
Bupa Bateau Bay	New South Wales	0	13	7	20
Cameron Park Care Community	New South Wales	0	6	<6	n/p
Catholic Healthcare Holy Spirit Croydon	New South Wales	0	7	0	7
Chamberlain Gardens Aged Care	New South Wales	0	<6	<6	<6
Estia Health Bexley Park	New South Wales	0	<6	<6	<6
Estia Health Camden	New South Wales	0	15	8	23
Estia Health Epping - The Poplars	New South Wales	0	<6	0	<6
Flinders Court	New South Wales	<6	<6	0	<6
Garden Village	New South Wales	0	<6	<6	<6
Highfields Manor Port Macquarie	New South Wales	0	<6	0	<6
Kanwal Gardens Care Community	New South Wales	0	15	13	28
Kyogle Multi-Purpose Service	New South Wales	0	8	18	26
Leigh Place	New South Wales	0	9	<6	n/p
Mater Christi Aged Care Facility	New South Wales	0	14	6	20

Service Name	State	Resident Deaths	Resident Cases	Staff Cases	Total Incidents
Moyne Aged Care Plus Centre (0033)	New South Wales	0	7	0	7
Murravale Aged Care Facility	New South Wales	0	<6	<6	<6
Narrabeen Glades Care Community	New South Wales	<6	17	<6	n/p
Narraweena Grove Care Community	New South Wales	0	34	<6	n/p
Regis Rose Bay	New South Wales	0	<6	0	<6
RFBI Benhome Masonic Village	New South Wales	0	<6	0	<6
RFBI West Wyalong Masonic Village	New South Wales	0	<6	<6	<6
Ruby Manor	New South Wales	0	<6	0	<6
St Vincent's Care Services Auburn	New South Wales	0	<6	<6	<6
Tingira Hills Care Community	New South Wales	0	6	<6	n/p
Uniting Abrina Ashfield	New South Wales	0	<6	0	<6
Uniting Autumn Lodge Butler Street	New South Wales	0	<6	0	<6
Uniting Berry	New South Wales	0	<6	0	<6
Uniting Bowden Brae Normanhurst	New South Wales	<6	21	0	21
Uniting Bruce Sharpe Rockdale	New South Wales	0	<6	0	<6
Uniting Caroon Kalina Goonellabah	New South Wales	0	23	<6	n/p
Uniting Kamilaroi Lane Cove	New South Wales	0	7	<6	n/p
Uniting Nareen Gardens Bateau Bay	New South Wales	0	29	15	44
Uniting Nareen Gardens Lodge Bateau Bay	New South Wales	0	26	<6	n/p
Wallarah Point Care Community	New South Wales	0	19	<6	n/p
Wallsend Manor Aged Care	New South Wales	0	23	7	30
Warrigal Care Goulburn	New South Wales	0	6	<6	n/p
Whitehall Nursing Home	New South Wales	0	<6	<6	<6
Woodberry Village	New South Wales	<6	27	7	34
Hetti Perkins	Northern Territory	0	16	<6	n/p
Old Timers	Northern Territory	0	<6	0	<6
Anglicare SQ Symes Grove Home for the Aged	Queensland	<6	22	7	29
Arcare North Lakes	Queensland	0	<6	<6	<6

Service Name	State	Resident Deaths	Resident Cases	Staff Cases	Total Incidents
Arcare Parkinson	Queensland	0	<6	0	<6
Arcare Pimpama	Queensland	0	13	<6	n/p
Benevolent Living	Queensland	0	18	10	28
Blue Care Maleny Erowal Aged Care Facility	Queensland	0	<6	<6	<6
Bolton Clarke Carrington	Queensland	0	<6	0	<6
Bolton Clarke Inverpine	Queensland	0	0	<6	<6
Broadwater Grove Care Community	Queensland	0	<6	<6	<6
Brookfield Green	Queensland	0	12	<6	n/p
Bundaleer Lodge Nursing Home	Queensland	0	14	0	14
Burpengary Gardens Care Community	Queensland	0	17	16	33
Caloundra Place Care Community	Queensland	0	10	<6	n/p
Carinity Fairfield Grange	Queensland	<6	31	<6	n/p
Carinity Karinya Place	Queensland	0	9	11	20
Churches of Christ Bribie Aged Care Service	Queensland	0	<6	<6	6
Churches of Christ Clive Burdeu Aged Care Service	Queensland	0	<6	<6	7
Churches of Christ Gracehaven Aged Care Service	Queensland	0	<6	<6	<6
Dovetree	Queensland	0	0	<6	<6
Estia Health Albany Creek	Queensland	0	6	<6	n/p
Estia Health Hervey Bay	Queensland	0	18	<6	n/p
Estia Health Mount Coolum	Queensland	0	34	18	52
Estia Health Mudgeeraba	Queensland	0	20	<6	n/p
Estia Health Pacific Paradise	Queensland	0	13	6	19
Estia Health Southport	Queensland	0	14	0	14
Karingal Nursing Home	Queensland	0	8	0	8
Lorocco	Queensland	0	<6	<6	<6
Lutheran Services - Cooina Aged Care Centre	Queensland	0	<6	<6	<6
Lutheran Services - Salem	Queensland	0	6	<6	n/p
Lutheran Services - Tabeel	Queensland	0	31	16	47

Service Name	State	Resident Deaths	Resident Cases	Staff Cases	Total Incidents
Nambour Gardens Care Community	Queensland	0	0	<6	<6
NewDirection Care at Bellmere	Queensland	0	<6	0	<6
Ozcare - Hervey Bay	Queensland	0	0	<6	<6
Ozcare Ozanam Villa - Clontarf	Queensland	0	7	<6	n/p
Ozcare Palm Lodge	Queensland	<6	35	22	57
Ozcare Parkwood Gardens	Queensland	0	<6	<6	7
Palm Lake Bethania Aged Care Facility	Queensland	0	13	<6	n/p
Parklands Aged Care Facility & Retirement Village	Queensland	0	0	<6	<6
Portofino Hamilton	Queensland	0	<6	0	<6
Proserpine Nursing Home	Queensland	0	0	<6	<6
Regis Bulimba	Queensland	0	<6	0	<6
Regis Redlynch	Queensland	0	<6	0	<6
Regis Sandgate - Lucinda	Queensland	0	<6	<6	<6
Regis Sippy Downs	Queensland	0	8	<6	n/p
Regis Whitfield	Queensland	0	<6	<6	<6
Rockpool RAC Morayfield	Queensland	0	23	11	34
Sinnamon Village - Kentish Court	Queensland	0	<6	0	<6
Springwood Terrace Care Community	Queensland	0	<6	<6	<6
St Paul de Chartres Residential Aged Care	Queensland	0	<6	21	n/p
St Vincent's Care Services Maroochydore	Queensland	0	<6	<6	<6
Sunnymeade Park Aged Care Community	Queensland	0	17	13	30
Taralga Retirement Village Hostel	Queensland	0	13	8	21
The Good Shepherd Nursing Home	Queensland	0	33	13	46
Villa Serena	Queensland	0	7	<6	n/p
Wheller Gardens - John Wesley Gardens	Queensland	0	<6	0	<6
ACH Group Residential Care - Highercombe	South Australia	0	<6	<6	<6
Aldersgate Aged Care Services	South Australia	0	7	<6	n/p
Ananda Aged Care Findon	South Australia	0	19	7	26

Service Name	State	Resident Deaths	Resident Cases	Staff Cases	Total Incidents
Charla Lodge	South Australia	0	10	<6	n/p
Eldercare Evanston Park	South Australia	0	<6	<6	n/p
Eldercare The Lodge	South Australia	0	10	6	16
Eldercare The Village	South Australia	0	6	<6	n/p
Estia Health Aberfoyle Park	South Australia	0	7	0	7
Estia Health Aldgate	South Australia	0	<6	0	<6
Fullarton Residential Care	South Australia	0	<6	0	<6
Gawler Grande Views	South Australia	0	29	14	43
Joslin Manor Care Community	South Australia	0	<6	<6	<6
Kara House	South Australia	0	<6	<6	6
Lerwin Nursing Home	South Australia	0	0	<6	<6
Oakden Green	South Australia	0	<6	0	<6
Oakfield Lodge Residential Care	South Australia	<6	31	9	40
Parkview Aged Care	South Australia	0	12	10	22
Regis Kingswood	South Australia	0	27	20	47
Resthaven Westbourne Park	South Australia	0	<6	<6	7
Reynella Hillside Care Community	South Australia	0	15	6	21
St Basil's at St Peters	South Australia	0	14	7	21
Star Of The Sea Home For The Aged	South Australia	0	<6	8	n/p
The House of Saint Hilarion	South Australia	0	33	<6	n/p
UnitingSA Hawksbury Gardens Aged Care	South Australia	0	<6	0	<6
Calvary Sandhill	Tasmania	0	11	<6	n/p
Guilford Young Grove	Tasmania	0	<6	0	<6
Meercroft Care	Tasmania	0	11	11	22
Peace Haven	Tasmania	0	12	11	23
Regis Tasmania - Eastern Shore	Tasmania	0	48	17	65
Rosary Gardens	Tasmania	0	41	7	48
Snug Village	Tasmania	0	<6	<6	<6

Service Name	State	Resident Deaths	Resident Cases	Staff Cases	Total Incidents
St Ann's	Tasmania	0	<6	0	<6
Uniting AgeWell Aldersgate Village	Tasmania	0	<6	<6	8
Uniting AgeWell Queenborough Rise	Tasmania	0	<6	0	<6
Arcare Parkview Malvern East	Victoria	0	<6	0	<6
Belmont Grange	Victoria	0	<6	<6	8
Benetas Colton Close	Victoria	<6	11	<6	n/p
Benetas Gladswood Lodge	Victoria	0	15	<6	n/p
BlueCross Karinya Grove	Victoria	0	<6	<6	<6
BlueCross Sheridan Hall Caulfield	Victoria	0	12	<6	n/p
Bupa Barrabool	Victoria	0	<6	<6	<6
Bupa Echuca	Victoria	0	12	<6	n/p
Bupa Portland	Victoria	0	17	17	34
Calvary Bonbeach	Victoria	0	<6	0	<6
Calvary Capel Sands	Victoria	0	<6	0	<6
Calvary Kingston Gardens	Victoria	0	22	12	34
Calvary Sandhurst	Victoria	0	10	<6	n/p
Calvary St Judes	Victoria	<6	30	6	36
Campbell Place	Victoria	0	<6	0	<6
Cooina Village Inc	Victoria	0	8	10	18
Corryong MPS	Victoria	0	12	<6	n/p
Craigcare Plumpton Villa	Victoria	0	<6	0	<6
Doutta Galla Yarraville Village Aged Care Facility	Victoria	0	34	<6	n/p
Embracia in Reservoir	Victoria	0	7	<6	n/p
Embracia Moonee Valley	Victoria	0	39	<6	n/p
Emmy Monash Aged Care	Victoria	0	<6	0	<6
Estia Health Benalla (Thomas St)	Victoria	0	<6	<6	<6
Estia Health Dandenong	Victoria	0	7	<6	n/p
Estia Health Melton South	Victoria	<6	8	<6	n/p

Service Name	State	Resident Deaths	Resident Cases	Staff Cases	Total Incidents
Estia Health Mount Clear	Victoria	0	0	<6	<6
Estia Health Yarra Valley	Victoria	0	8	<6	n/p
Froniditha Clayton Aged Care	Victoria	0	51	0	51
Hepburn House	Victoria	0	<6	<6	<6
Heritage Gardens	Victoria	0	43	13	56
Hesse Rural Health Service Nursing Home	Victoria	0	<6	0	<6
Killara Hostel	Victoria	0	<6	<6	<6
Lakes Entrance Care Community	Victoria	0	<6	<6	<6
Maculata Place	Victoria	0	16	<6	n/p
Manor Court Werribee Aged Care Ltd	Victoria	0	<6	<6	8
Margery Cole Residential Care Service	Victoria	0	11	9	20
Mayflower Edith Bendall	Victoria	0	8	<6	n/p
Mayflower Reservoir	Victoria	0	<6	0	<6
mecwacare Gregory Lodge, Flemington	Victoria	0	<6	<6	<6
Medina Manor	Victoria	0	<6	0	<6
Mercy Place Rosebud	Victoria	0	0	<6	<6
MiCare Overbeek Lodge	Victoria	0	13	<6	n/p
Moran Roxburgh Park	Victoria	0	<6	0	<6
Napier Street Aged Care Services	Victoria	0	0	6	6
Nellie Melba Retirement Village	Victoria	0	14	<6	n/p
Olivet Aged Persons Home	Victoria	0	<6	<6	<6
Paynesville Gardens Care Community	Victoria	0	0	<6	<6
Regis Brighton	Victoria	0	<6	<6	7
Regis Dandenong North	Victoria	0	<6	0	<6
Regis Macleod	Victoria	0	<6	<6	<6
Regis Ontario	Victoria	0	<6	0	<6
Sheridan Aged Care	Victoria	0	<6	<6	<6
TLC Whitewater	Victoria	0	<6	0	<6

Service Name	State	Resident Deaths	Resident Cases	Staff Cases	Total Incidents
Village Glen Aged Care Residences - Capel Sound	Victoria	0	<6	<6	<6
Village Glen Aged Care Residences - Mornington	Victoria	0	14	<6	n/p
Violet Town Bush Nursing Centre	Victoria	0	17	7	24
Barridale Lodge	Western Australia	0	13	7	20
Brightwater Inglewood	Western Australia	0	0	<6	<6
Brightwater Onslow Gardens	Western Australia	0	<6	<6	<6
Brightwater The Village	Western Australia	0	8	<6	n/p
Capecare	Western Australia	0	<6	0	<6
Carmel Roshana Care	Western Australia	0	<6	<6	<6
City of Bayswater Hostel	Western Australia	0	0	<6	<6
Dr Mary Surveyor Centre	Western Australia	0	8	<6	n/p
Frank Prendergast House	Western Australia	0	<6	0	<6
Germanus Kent House	Western Australia	0	0	<6	<6
J E Murray Home	Western Australia	<6	10	<6	n/p
Juniper Korumup	Western Australia	0	14	<6	n/p
Mandurah Coast Care Community	Western Australia	0	29	10	39
Murdoch Gardens Care Community	Western Australia	0	0	<6	<6
Rosewood Care West Perth	Western Australia	0	<6	<6	7
SwanCare Waminda	Western Australia	0	<6	<6	<6
Treeby Parklands Care Community	Western Australia	0	0	<6	<6