



# COVID-19 outbreaks in Australian residential aged care homes

## National snapshot

As at 8:00 am 29 February 2024 there are 1,719 active COVID-19 cases in 253 active outbreaks in residential aged care homes (RACHs) across Australia. There have been 108 new outbreaks, 14 new resident deaths and 1,453 combined new resident and staff cases reported since 22 February 2024.

**Table 1: Aged Care COVID-19 data as at 8.00am 29 February 2024<sup>1</sup>**

Category	Active <sup>2</sup>	Change in active (7 days)	Cumulative Total	Cumulative increase (7 days)
Outbreaks <sup>3</sup>	253	-6	19,425	108
RACHs affected	253	-6	2,865	1
Resident cases <sup>4</sup>	1,177	-197	185,713	968
Resident deaths	N/A	N/A	6,317	14
Staff cases	542	-1	104,761	485

Residential aged care homes with active outbreaks are included in Appendix 1.

**Table 2: Overview of active outbreaks in Australia**

	ACT	NSW	NT	QLD	SA	TAS	VIC	WA	Total
Total RACHs with outbreaks	3	72	2	66	27	6	57	20	253
Total number of active resident cases	4	348	7	297	123	47	242	109	1,177
Total number of active staff cases	1	164	2	148	67	17	101	42	542
Total outbreaks opened in previous 7 days	0	31	1	28	14	2	20	12	108
Total outbreaks closed in previous 7 days	0	31	1	27	13	5	23	11	111

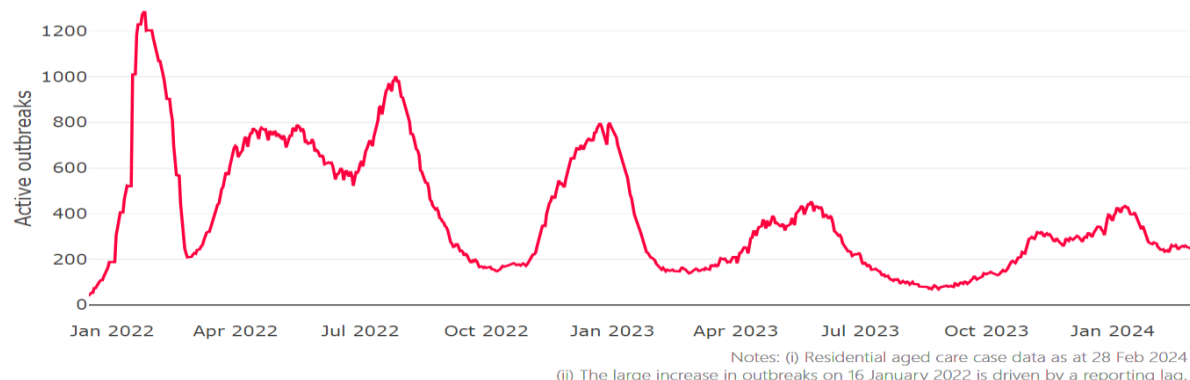
<sup>1</sup> Outbreak opening and closure includes changes in the status of exposure sites to outbreaks (and vice versa), which are applied retrospectively to facility records. New case information can also change the status of a recovered site back to an active outbreak site. As a result, changes in active outbreak status may not align with day on day variations to active totals. These adjustments will also affect the number of cases in staff and residents reported each week.

<sup>2</sup> Active residents and staff cases are the total currently positive cases in active outbreaks

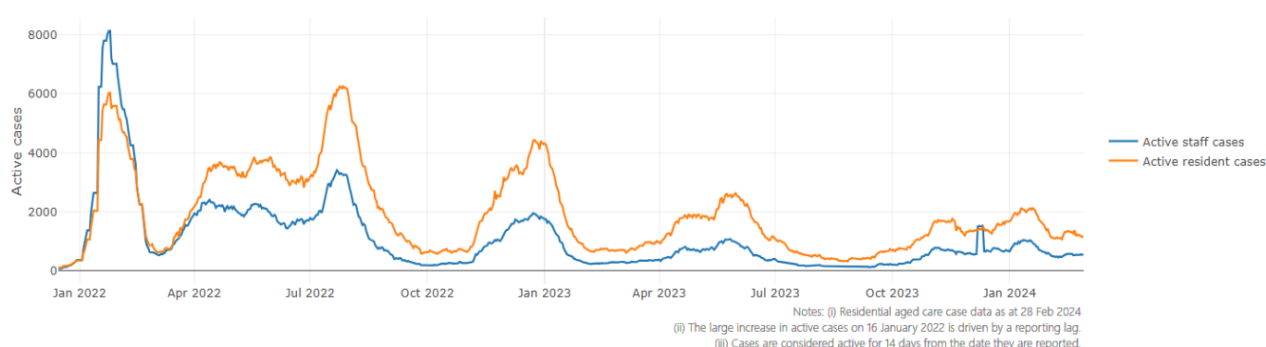
<sup>3</sup> An outbreak is considered to be active pending advice from the relevant Public Health Unit. An outbreak is defined as at least 1 positive case in a resident or 2+ cases in staff.

<sup>4</sup> Case numbers and numbers of deaths are dependent upon reporting from facilities and validation of deaths from state and territory governments. This is subject to change as further information is provided.

**Figure 1: National outbreak trends in aged care**



**Figure 2: Trends in aged care cases – December 2021 to present**



## Mortality

For the period of 1 July 2023 to 25 February 2024, COVID-19 is recorded as the cause of death in 1.6% of all deaths in permanent residents in aged care homes.

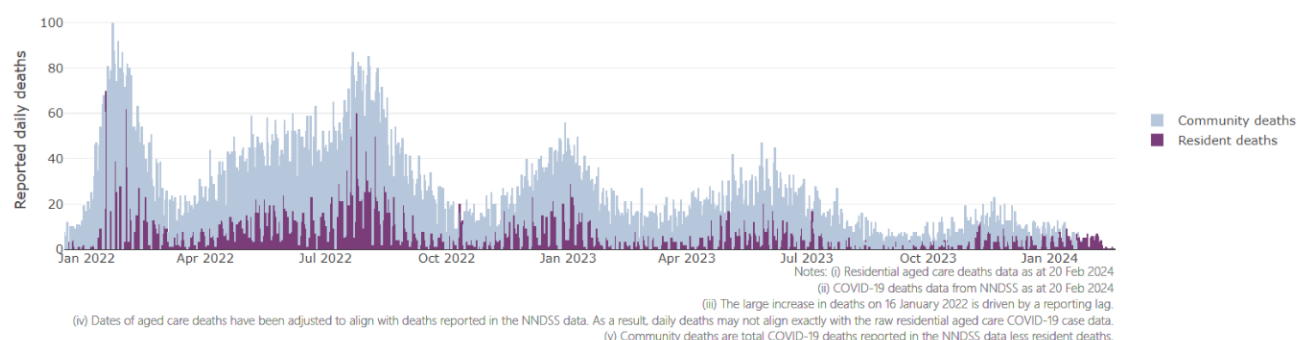
Since the beginning of the Omicron outbreak in mid December<sup>5</sup> 2021, there have been 131,441 deaths in residential aged care from all causes (report period from 15 December 2021 to 25 February 2024)<sup>6</sup>. COVID-19 deaths account for 4.1% of this figure.

Over the course of the pandemic, all-cause excess mortality in residential aged care was below expected numbers in 2020, and within expected range in 2021. In the first half of 2022, all-cause excess mortality in residential aged care was above the expected range. Excess mortality for the second half of the 2022 is yet to be finalised.

<sup>5</sup> The Omicron outbreak start date has been redefined from late November 2021 to mid December 2021. Changes have been made to align reporting with the start date of Omicron published in the department's external facing Epidemiology report.

<sup>6</sup> The department is now accessing aged care deaths data from the SIEBEL dataset. Figures are live and subject to change. Source: Department of Health and Aged Care unpublished data / SIEBEL dataset.

**Figure 3: COVID-19 deaths in RACHs overlaid with community deaths**



### Workforce in active residential aged care outbreaks

As at 1 March 2024, workforce surge staff have filled a total of 188,989 shifts in aged care services, including 335 in the past 7 days. In the past 7 days (to 1 March 2024) surge workforce providers have assisted 27 residential aged care homes. These shifts include roles for GPs, nurses, care workers, allied health workers, executive and ancillary staff. This includes:

**Table 3: Workforce resources supplied to RACHs**

Workforce provider	Total shifts	Previous 7 days
Recruitment, Consulting and Staffing Association	103,905	0
Healthcare Australia (Workforce Surge)	15,584	19
Healthcare Australia (NACER)	2,295	N/A
Mable	2,711	N/A
Aspen Medical	28,797	0
HealthX	31,641	316
Torrens	4,056	N/A

The Australian Defence Force provided support to a total of 542 residential aged care homes between February and September 2022. The ADF deployment ceased on 30 September 2022.

### Oral antiviral treatments

Distribution of the oral anti-viral Lagevrio (Molnupiravir) commenced on 6 February 2022 to all RACHs with outbreak sites prioritised for delivery. The National Medical Stockpile has deployed 48,269 treatment courses of Lagevrio (Molnupiravir) to RACHs.

99,877 prescriptions for Lagevrio (Molnupiravir) have been issued to residents in RACHs, with a further 9,759 prescriptions for Paxlovid (nirmatrelvir + ritonavir) also issued since 28 February 2022 and up to 31 January 2024.

\*Note: Oral antiviral data is only being updated monthly.

## Vaccination in RACHs

People living in residential aged care are a high priority for the Government's COVID-19 vaccination program.

Older age remains the biggest risk factor for severe COVID-19 disease. Vaccination offers added protection to help reduce the risk of severe illness or hospitalisation of aged care residents.

The Department of Health and Aged Care (department) is working with both the aged care and primary care sectors to ensure residents have access to the COVID-19 vaccine. It continues to target support for RACHs to arrange COVID-19 vaccinations with local primary care providers such as GPs, community pharmacists and Aboriginal Community Controlled Health Services.

As at 28 February 2024:

- 70.8% of aged care residents have received a booster dose since 1 January 2023.
- 70.4k (38.2%) aged care residents received a booster dose in the last 6 months.
- 3,214 aged care residents received a vaccine dose in the last week

**Table 4: Aged care COVID-19 Booster Doses (data as at 28 February 2024)**

Jurisdiction	Received booster in last 6 months	
	Residents vaccinated	% of residents vaccinated
National	70.4k	38.2%
ACT	1.3k	53.6%
NSW	22.9k	38.7%
NT	<200	20.7%
QLD	13.8k	36.9%
SA	6.7k	42.1%
TAS	2.1k	49.0%
VIC	18.5k	38.9%
WA	5k	29.1%

Source: Matched Australian Immunisation Register (AIR) data of residents in permanent residential aged care.

For reporting accuracy, the total aged care resident population only includes residents who have been linked with their vaccination records. As residential aged care populations are fluid, the total population for vaccination are an estimate only and there is an administrative lag with the aged care recipient data which is linked to AIR data. Counts may fluctuate due to enhancements to data over time.

Key: k= thousand

## Infection control and audit

The Aged Care Quality and Safety Commission (Commission) conducts a range of site and non-site activities to monitor and assess residential aged care services, including site audits and assessment contacts (site and non-site) (see Table 5 below). In August 2020, the Commission commenced an infection control monitoring (ICM) spot check program in all Australian jurisdictions.

The ICM spot check program involves on-site visits to residential aged care services, without an outbreak, to check compliance with personal protective equipment (PPE) and infection control arrangements. The purpose of the ICM spot check is to observe infection control practices, to ensure that staff, management and visitors were adhering to safe personal protective equipment protocols and to safe infection control arrangements as required under the quality standards.

As at 29 February 2024, the Commission had conducted 6,023 ICM spot checks to observe infection control practices and PPE protocols in RACHs.

**Table 5: Total quality assessment and monitoring activities with residential services (including IPC), by type and month 1 March 2020 to 29 February 2024**

Regulatory Activities	2019-20 (1 Mar - 30 Jun 2020)	2020-21	2021-22	2022-23	2023-24 (to 29 Feb)	Total
Site visits	318	3,452	1,732	3,814	2,113	11,429
Non-site activities	3,709	8,381	6,665	1,413	374	20,542
Total activities	<b>4,027</b>	<b>11,833</b>	<b>8,397</b>	<b>5,227</b>	<b>2,487</b>	<b>31,971</b>

## Appendix 1: National residential aged care homes (RACHs) with active outbreaks COVID-19

Please note, information reported in this table has been directly reported to the Department of Health and Aged Care by RACHs. Total cases refers to all staff and resident cases associated with the active outbreak and may not reflect the count of currently active cases. Where numbers have been incorrectly reported, RACHs are able to correct these in the COVID-19 Support Portal through My Aged Care. Where a RACH is reporting less than six resident or staff cases or less than six deaths, data has been suppressed to protect the privacy of affected individuals (note that “n/p” indicates data is not provided to protect privacy). Data below for individual services is as at 29 February 2024.

Service Name	State	Resident Deaths	Resident Cases	Staff Cases	Total Incidents
<b>Southern Cross Care Campbell Residential Aged Care</b>	Australian Capital Territory	0	9	<6	n/p
<b>Southern Cross Care Ozanam Residential Aged Care</b>	Australian Capital Territory	0	<6	0	<6
<b>Warrigal Care Stirling</b>	Australian Capital Territory	0	<6	0	<6
<b>Advantaged Care at Georges Manor</b>	New South Wales	0	10	<6	n/p
<b>Anglican Care McIntosh Court</b>	New South Wales	0	<6	<6	6
<b>Anglican Care Scenic Lodge Merewether</b>	New South Wales	0	<6	0	<6
<b>Ashwood Residential Care Service</b>	New South Wales	0	<6	0	<6
<b>Aurrum Wyoming</b>	New South Wales	0	<6	<6	<6
<b>Bathurst Riverview Care Community</b>	New South Wales	0	<6	<6	<6
<b>Berkeley Vale Care Community</b>	New South Wales	<6	29	20	49
<b>Bupa Bateau Bay</b>	New South Wales	0	12	<6	n/p
<b>Bupa Dural</b>	New South Wales	0	21	<6	n/p
<b>Bupa Kempsey</b>	New South Wales	0	<6	0	<6
<b>Bupa North Rocks</b>	New South Wales	<6	6	<6	n/p
<b>Calvary Cessnock Retirement Community</b>	New South Wales	0	7	<6	n/p
<b>Calvary Ryde Retirement Community - Mary Potter Residential Care</b>	New South Wales	0	<6	0	<6
<b>Cameron Park Care Community</b>	New South Wales	0	0	<6	<6
<b>Canterbury Place Care Community</b>	New South Wales	0	0	<6	<6
<b>Carinya House</b>	New South Wales	0	<6	<6	<6
<b>Catholic Healthcare Charles O'Neill Hostel</b>	New South Wales	0	6	0	6
<b>Catholic Healthcare Lewisham Nursing Home</b>	New South Wales	0	23	7	30

Service Name	State	Resident Deaths	Resident Cases	Staff Cases	Total Incidents
Catholic Healthcare Lewisham Retirement Hostel	New South Wales	0	7	8	15
Catholic Healthcare St Joseph's Aged Care	New South Wales	0	<6	6	n/p
Catholic Healthcare The Haven Residential Aged Care	New South Wales	<6	16	13	29
Catholic Healthcare Vincentian Aged Care Service	New South Wales	0	<6	<6	6
Estia Health Camden	New South Wales	0	13	8	21
Estia Health Dalmeny	New South Wales	0	<6	0	<6
Estia Health Forster	New South Wales	0	19	<6	n/p
Estia Health Manly Vale	New South Wales	0	0	<6	<6
Estia Health Merrylands	New South Wales	0	0	<6	<6
Glenmore Park Care Community	New South Wales	0	<6	0	<6
Greenwood Aged Care	New South Wales	0	8	<6	n/p
Juliana Village	New South Wales	0	0	<6	<6
Kanwal Gardens Care Community	New South Wales	0	9	12	21
Killarney Vale Care Community	New South Wales	0	20	<6	n/p
Macquarie Lodge Aged Care Plus Centre	New South Wales	0	<6	<6	7
Mater Christi Aged Care Facility	New South Wales	0	13	<6	n/p
Milford House Nursing Home	New South Wales	0	<6	0	<6
Murrayvale Aged Care	New South Wales	0	0	<6	<6
Narraweena Grove Care Community	New South Wales	0	<6	<6	6
Newmarch House	New South Wales	0	<6	0	<6
Raffles Assisted Aged Care	New South Wales	0	8	10	18
Randwick Montefiore Home	New South Wales	0	7	<6	n/p
Raymond Terrace Gardens Care Community	New South Wales	0	<6	9	n/p
Regis Elernmore Vale	New South Wales	0	<6	0	<6
RFBI Moonbi Masonic Village - Jim Holm	New South Wales	0	<6	0	<6
Rocky Point Residence	New South Wales	0	12	0	12
Rylstone Multi-Purpose Service	New South Wales	0	<6	<6	6
Scalabrini Village Griffith	New South Wales	<6	14	9	23

Service Name	State	Resident Deaths	Resident Cases	Staff Cases	Total Incidents
Shoalhaven Place Care Community	New South Wales	0	29	7	36
Southern Cross Care Daceyville Residential Aged Care	New South Wales	0	15	<6	n/p
Southern Cross Care John Woodward Residential Aged Care	New South Wales	0	6	<6	n/p
Southern Cross Care Thornton Park	New South Wales	0	19	<6	n/p
St Agnes Site	New South Wales	0	27	20	47
St Brigid's Green Maroubra	New South Wales	0	6	<6	n/p
St Charbel's Care Centre	New South Wales	<6	24	6	30
St Hedwig Village	New South Wales	0	<6	<6	7
St Vincent's Care Services Heathcote	New South Wales	0	9	7	16
SummitCare Canley Vale	New South Wales	0	36	21	57
SummitCare Waverley	New South Wales	0	0	<6	<6
The Whiddon Group - Glenfield	New South Wales	0	27	14	41
Tweed River Care Community	New South Wales	0	<6	<6	7
Uniting Berry	New South Wales	0	<6	<6	<6
Uniting Bowden Brae Normanhurst	New South Wales	0	<6	0	<6
Uniting Caroon Kalina Goonellabah	New South Wales	0	<6	<6	<6
Uniting Koombahla Elmore Vale	New South Wales	0	12	13	25
Uniting Nareen Gardens Bateau Bay	New South Wales	0	28	15	43
Uniting Nareen Gardens Lodge Bateau Bay	New South Wales	0	<6	<6	<6
Uniting Osborne House Nowra	New South Wales	0	8	<6	n/p
Uniting The Garrison Mosman	New South Wales	0	<6	<6	<6
Vincent Court	New South Wales	0	<6	<6	<6
Wallarah Point Care Community	New South Wales	0	11	<6	n/p
Warrigal Care Coniston	New South Wales	0	<6	<6	6
Warrigal Care Mt Warrigal	New South Wales	0	<6	0	<6
Yallambee Village	New South Wales	0	7	0	7
Hetti Perkins	Northern Territory	0	8	<6	n/p
Terrace Gardens	Northern Territory	<6	36	6	42



Service Name	State	Resident Deaths	Resident Cases	Staff Cases	Total Incidents
Anglicare SQ St John's Home for Aged Men	Queensland	0	29	<6	n/p
Arcare Helensvale St James	Queensland	0	23	9	32
Aspley Aged Care	Queensland	0	8	<6	n/p
Benevolent Living	Queensland	0	<6	<6	<6
Berrinba Greens Care Community	Queensland	0	28	13	41
Blue Care Carina Aged Care Facility	Queensland	0	0	<6	<6
Blue Care Elanora Pineshaven Aged Care Facility	Queensland	0	<6	<6	6
Blue Care Flinders View Nowlanvil Aged Care Facility	Queensland	0	<6	<6	6
Blue Care Kenmore Aged Care Facility	Queensland	0	8	8	16
Bolton Clarke Cazna Gardens	Queensland	0	<6	<6	<6
Bolton Clarke Fairview	Queensland	0	<6	<6	7
Bolton Clarke Talbarra	Queensland	0	17	<6	n/p
Broadwater Grove Care Community	Queensland	0	12	10	22
Buderim Views Assisted Aged Care	Queensland	0	<6	<6	<6
Bundaleer Lodge Nursing Home	Queensland	0	<6	0	<6
Camp Hill Aged Care	Queensland	0	<6	6	n/p
CapellaBay Aged Care	Queensland	0	<6	<6	<6
Carinity Cedarbrook	Queensland	0	7	<6	n/p
Carinity Fairfield Grange	Queensland	<6	26	<6	n/p
Carinity Karinya Place	Queensland	0	9	11	20
Carramar Aged Care	Queensland	0	<6	<6	<6
Esida	Queensland	<6	44	11	55
Estia Health Albany Creek	Queensland	0	<6	<6	<6
Estia Health Maroochydore	Queensland	0	<6	<6	8
Estia Health Mount Coolum	Queensland	0	18	10	28
Estia Health Mudgeeraba	Queensland	0	<6	<6	<6
Estia Health Southport	Queensland	0	<6	0	<6
Infinite Care Cleveland	Queensland	0	<6	0	<6

Service Name	State	Resident Deaths	Resident Cases	Staff Cases	Total Incidents
Infinite Care Edmonton Gardens	Queensland	0	<6	<6	<6
Infinite Care Mount Lofty	Queensland	0	8	<6	n/p
Jimboomba Community Aged Care	Queensland	0	8	<6	n/p
Lutheran Services - Cooina Aged Care Centre	Queensland	0	<6	<6	7
Lutheran Services - Salem	Queensland	0	<6	0	<6
Lutheran Services - St Pauls	Queensland	0	<6	<6	<6
Lutheran Services - Tabeel	Queensland	0	<6	<6	8
Lutheran Services - Trinder Park	Queensland	<6	20	<6	n/p
Lutheran Services - Wahroonga	Queensland	0	<6	<6	<6
Mercy Community Services - Emmaus	Queensland	0	7	<6	n/p
Nareeba Moopi Moopi Pa Aged Care Hostel	Queensland	0	7	<6	n/p
North Lakes Terrace Care Community	Queensland	0	15	<6	n/p
Ozcare - Hervey Bay	Queensland	0	0	<6	<6
Ozcare - Toowoomba	Queensland	0	7	6	13
Ozcare Caroline Chisholm	Queensland	0	<6	6	n/p
Ozcare Innisfail	Queensland	0	<6	<6	8
Ozcare Ozanam Villa - Burleigh	Queensland	<6	24	10	34
Ozcare Palm Lodge	Queensland	0	29	18	47
Ozcare Villa Vincent	Queensland	0	<6	<6	<6
Palm Lake Bethania Aged Care Facility	Queensland	0	<6	<6	<6
Palm Lake Care Mt Warren Park	Queensland	0	<6	<6	<6
Palm Lake Care Toowoomba	Queensland	0	11	9	20
PresCare - Alexandra Gardens	Queensland	0	7	<6	n/p
Proserpine Nursing Home	Queensland	0	0	<6	<6
Regis Kuluin	Queensland	0	9	<6	n/p
Rockpool RAC Morayfield	Queensland	0	9	7	16
Sinamon Village - Jacobs Court	Queensland	0	16	<6	n/p
Sinamon Village - Knowles Court	Queensland	0	<6	0	<6

Service Name	State	Resident Deaths	Resident Cases	Staff Cases	Total Incidents
<b>Sinamon Village - Nash Court</b>	Queensland	0	8	<6	n/p
<b>Southern Cross Care Facility Caloundra</b>	Queensland	0	<6	<6	<6
<b>St Paul de Chartres Residential Aged Care</b>	Queensland	0	<6	20	n/p
<b>St Vincent's Care Carina</b>	Queensland	0	51	19	70
<b>St Vincent's Care Corinda</b>	Queensland	0	<6	0	<6
<b>St Vincent's Care Services Gympie</b>	Queensland	0	<6	0	<6
<b>Sunnycare Residential</b>	Queensland	0	<6	0	<6
<b>The Good Shepherd Nursing Home</b>	Queensland	0	15	<6	n/p
<b>TriCare Bundaberg Aged Care Residence</b>	Queensland	0	31	12	43
<b>Varsity Views Care Community</b>	Queensland	0	9	<6	n/p
<b>Aldersgate Aged Care Services</b>	South Australia	0	<6	0	<6
<b>AnglicareSA Elizabeth East</b>	South Australia	0	19	<6	n/p
<b>Bellevue Court Residential Care</b>	South Australia	0	<6	0	<6
<b>Calvary Flora McDonald Retirement Community</b>	South Australia	0	<6	0	<6
<b>Copperhouse Court Hostel</b>	South Australia	0	<6	0	<6
<b>Eldercare Seaford</b>	South Australia	0	12	13	25
<b>Estia Health Daw Park</b>	South Australia	0	28	13	41
<b>Estia Health Kensington Gardens</b>	South Australia	0	0	<6	<6
<b>Estia Health Myrtle Bank</b>	South Australia	0	<6	<6	7
<b>Estia Health Parkside</b>	South Australia	0	21	6	27
<b>Estia Health Toorak Gardens</b>	South Australia	0	<6	<6	9
<b>Estia Health Valley View</b>	South Australia	0	12	<6	n/p
<b>Gawler Grande Views</b>	South Australia	0	13	9	22
<b>Glen Osmond Grove Care Community</b>	South Australia	<6	15	11	26
<b>Kalyra Belair Aged Care</b>	South Australia	<6	14	6	20
<b>Kalyra Woodcroft Aged Care</b>	South Australia	0	22	<6	n/p
<b>Mount Carmel Residential Care</b>	South Australia	0	<6	<6	<6
<b>North Eastern Community Nursing Home</b>	South Australia	0	<6	<6	<6

Service Name	State	Resident Deaths	Resident Cases	Staff Cases	Total Incidents
<b>Oakfield Lodge Residential Care</b>	South Australia	0	24	6	30
<b>Parkview Aged Care</b>	South Australia	0	6	8	14
<b>Sheoak Lodge</b>	South Australia	0	11	<6	n/p
<b>St Basil's at St Peters</b>	South Australia	0	<6	0	<6
<b>Star Of The Sea Home For The Aged</b>	South Australia	0	<6	<6	<6
<b>The Churchill Retreat</b>	South Australia	0	<6	<6	<6
<b>The House of Saint Hilarion</b>	South Australia	0	<6	0	<6
<b>UnitingSA Westminster Village Aged Care</b>	South Australia	0	<6	<6	7
<b>Warrina Crescent Residential Aged Care</b>	South Australia	0	<6	<6	6
<b>Baptcare Karingal Community Care</b>	Tasmania	0	30	15	45
<b>Peace Haven</b>	Tasmania	0	<6	<6	6
<b>Regis Tasmania - Eastern Shore</b>	Tasmania	0	<6	0	<6
<b>Rivulet</b>	Tasmania	0	<6	<6	<6
<b>Rosary Gardens</b>	Tasmania	0	41	7	48
<b>Uniting AgeWell Lillian Martin</b>	Tasmania	0	15	7	22
<b>Alan David Lodge</b>	Victoria	0	<6	0	<6
<b>Arcare Essendon</b>	Victoria	0	9	6	15
<b>Arcare Templestowe</b>	Victoria	0	37	<6	n/p
<b>Assisi Centre Aged Care</b>	Victoria	0	20	<6	n/p
<b>Baptcare - Hedley Sutton Community</b>	Victoria	0	6	<6	n/p
<b>Baptcare Brookview Community</b>	Victoria	0	19	<6	n/p
<b>Baptcare Coasthaven Community</b>	Victoria	0	<6	0	<6
<b>Baptcare The Orchards Community</b>	Victoria	0	<6	<6	<6
<b>Benetas Broughton Hall</b>	Victoria	0	10	<6	n/p
<b>Benetas Colton Close</b>	Victoria	0	<6	<6	<6
<b>BlueCross Hilltop</b>	Victoria	0	7	<6	n/p
<b>Calvary Bayview</b>	Victoria	0	<6	<6	<6
<b>Calvary Elanora</b>	Victoria	0	6	6	12

Service Name	State	Resident Deaths	Resident Cases	Staff Cases	Total Incidents
Calvary Kelaston	Victoria	0	15	<6	n/p
Calvary St Judes	Victoria	0	12	<6	n/p
Carinya Lodge Hostel	Victoria	0	7	<6	n/p
Cooinda Village Inc	Victoria	0	<6	8	n/p
Coppin Centre	Victoria	<6	39	<6	n/p
Croydon Grove Care Community	Victoria	0	<6	0	<6
Dianella Hostel	Victoria	0	14	<6	n/p
Embracia Moonee Valley	Victoria	0	18	0	18
Estia Health Ardeer	Victoria	0	<6	0	<6
Estia Health Dandenong	Victoria	0	<6	<6	<6
Estia Health Melton South	Victoria	0	<6	<6	<6
Estia Health South Morang	Victoria	0	12	10	22
Estia Health Werribee	Victoria	0	7	<6	n/p
Estia Health Wodonga	Victoria	0	8	<6	n/p
Estia Health Yarra Valley	Victoria	0	<6	<6	<6
Froniditha Clayton Aged Care	Victoria	0	28	<6	n/p
Froniditha Lower Templestowe	Victoria	<6	28	10	38
Iona Digby Harris Home	Victoria	0	<6	<6	7
Keilor East Manor Care Community	Victoria	0	<6	0	<6
Kew Gardens Aged Care	Victoria	0	<6	0	<6
Killara Hostel	Victoria	0	<6	<6	<6
Lakes Entrance Care Community	Victoria	0	11	10	21
Lyrebird Village for the Aged	Victoria	0	35	9	44
Martin Luther Homes	Victoria	0	6	<6	n/p
Mayflower Brighton	Victoria	0	26	9	35
McLellan House Hostel	Victoria	0	11	<6	n/p
mecwacare Park Hill	Victoria	0	6	<6	n/p
Melville Grange Hostel	Victoria	0	21	9	30

Service Name	State	Resident Deaths	Resident Cases	Staff Cases	Total Incidents
<b>Mercy Place Ballarat</b>	Victoria	0	<6	<6	<6
<b>MiCare Overbeek Lodge</b>	Victoria	0	7	<6	n/p
<b>Napier Street Aged Care Services</b>	Victoria	0	0	<6	<6
<b>Olivet Aged Persons Home</b>	Victoria	0	<6	<6	<6
<b>Ottrey Lodge</b>	Victoria	0	<6	<6	<6
<b>Regis Cranbourne</b>	Victoria	0	19	0	19
<b>Rose Lodge</b>	Victoria	0	8	<6	n/p
<b>Seymour District Nursing Home</b>	Victoria	0	<6	<6	<6
<b>Skye Lodge</b>	Victoria	0	10	11	21
<b>Stretton Park Hostel</b>	Victoria	0	<6	<6	<6
<b>Sunnyside Lutheran Retirement Village</b>	Victoria	0	<6	<6	<6
<b>Villa Maria Catholic Homes Shanagolden Aged Care Residence</b>	Victoria	0	0	<6	<6
<b>Villa Maria Catholic Homes Willowbrooke Aged Care Residence</b>	Victoria	0	17	7	24
<b>Village Glen Aged Care Residences - Mornington</b>	Victoria	0	<6	0	<6
<b>Warrandyte Gardens Care Community</b>	Victoria	0	<6	<6	7
<b>Westernport Nursing Home</b>	Victoria	0	<6	<6	n/p
<b>Aegis Amherst</b>	Western Australia	0	<6	<6	8
<b>Aegis Anchorage</b>	Western Australia	0	8	6	14
<b>Aegis Karalee</b>	Western Australia	0	6	<6	n/p
<b>Aegis Shawford</b>	Western Australia	0	21	9	30
<b>Brightwater Birrale</b>	Western Australia	0	<6	<6	<6
<b>Brightwater Onslow Gardens</b>	Western Australia	0	<6	0	<6
<b>Carine Parkside Care Community</b>	Western Australia	0	14	<6	n/p
<b>J E Murray Home</b>	Western Australia	0	<6	<6	<6
<b>Joseph Cooke House</b>	Western Australia	0	<6	0	<6
<b>Juniper Ella Williams</b>	Western Australia	0	20	<6	n/p
<b>Juniper Hillcrest</b>	Western Australia	0	0	<6	<6
<b>Juniper The Residency</b>	Western Australia	0	13	6	19

Service Name	State	Resident Deaths	Resident Cases	Staff Cases	Total Incidents
<b>Kununoppin MPS</b>	Western Australia	0	<6	<6	6
<b>Mandurah Coast Care Community</b>	Western Australia	0	11	<6	n/p
<b>Northampton/Kalbarri MPS</b>	Western Australia	0	7	9	16
<b>Quairading MPS</b>	Western Australia	0	<6	0	<6
<b>Regents Garden Aubin Grove</b>	Western Australia	0	7	<6	n/p
<b>Regis Nedlands</b>	Western Australia	0	6	<6	n/p
<b>Regis Weston</b>	Western Australia	0	33	<6	n/p
<b>ValleyView Residence</b>	Western Australia	0	<6	<6	<6