



COVID-19 outbreaks in Australian residential aged care facilities

National snapshot

As at 8:00 am 8 February 2024 there are 1,638 active COVID-19 cases in 259 active outbreaks in residential aged care facilities across Australia. There have been 104 new outbreaks, 21 new resident deaths and 1,272 combined new resident and staff cases reported since 1 February 2024.

Table 1: Aged Care COVID-19 data as at 8.00am 8 February 2024¹

Category	Active ²	Previous 7 days	Cumulative Total	Previous 7 days
Outbreaks ³	259	-16	19,076	104
Residential Aged Care Facilities affected	259	-16	2,862	1
Resident Cases ⁴	1,131	-252	182,557	863
Resident Deaths	N/A	N/A	6,276	21
Staff Cases	507	-96	103,253	409

Residential aged care homes with active outbreaks are included in Appendix 1.

Table 2: Overview of Active Outbreaks in Australia

	ACT	NSW	NT	QLD	SA	TAS	VIC	WA	Total
Total Facilities with outbreaks	3	75	3	69	32	7	48	22	259
Total number of active resident cases	20	358	13	210	145	42	227	116	1,131
Total number of active staff cases	4	134	9	153	67	17	71	52	507
Total Outbreaks Opened in Previous 7 Days	2	25	2	25	14	5	21	10	104
Total Outbreaks Closed in Previous 7 Days	3	43	0	23	11	4	28	8	120

¹ Outbreak opening and closure includes changes in the status of exposure sites to outbreaks (and vice versa), which are applied retrospectively to facility records. New case information can also change the status of a recovered site back to an active outbreak site. As a result, changes in active outbreak status may not align with day on day variations to active totals. These adjustments will also affect the number of cases in staff and residents reported each week.

² Active residents and staff cases are the total currently positive cases in active outbreaks

³ An outbreak is considered to be active pending advice from the relevant Public Health Unit. An outbreak is defined as at least 1 positive case in a resident or 2+ cases in staff.

⁴ Case numbers and numbers of deaths are dependent upon reporting from facilities and validation of deaths from state and territory governments. This is subject to change as further information is provided.

Figure 1: National Outbreak Trends in Aged Care

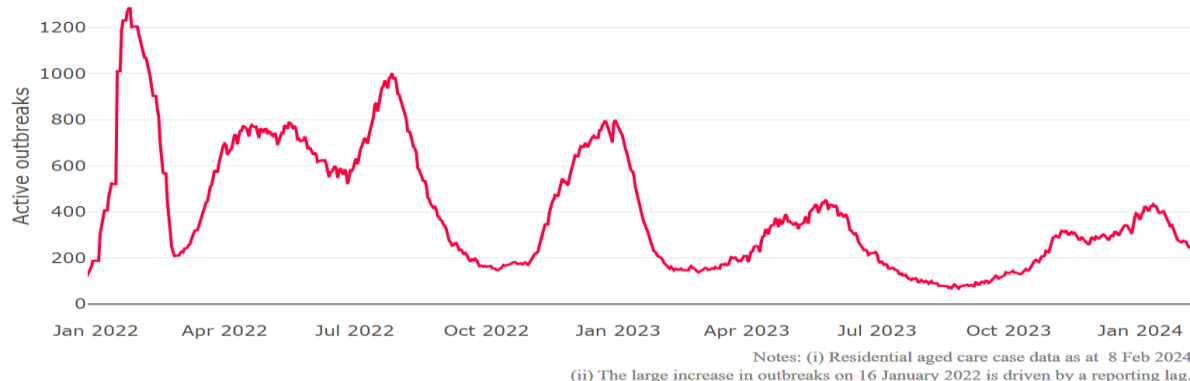
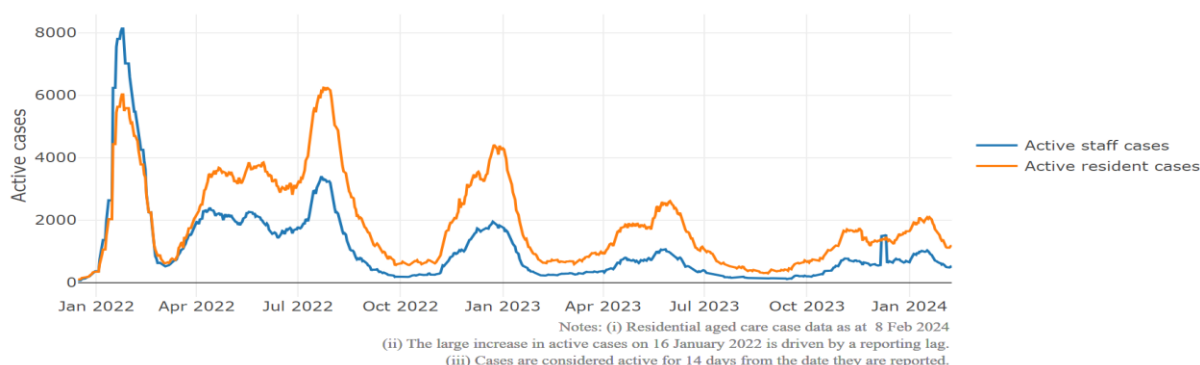


Figure 2: Trends in Aged Care Cases – December 2021 to Present



Mortality

For the period of 1 July 2023 to 3 February 2024, COVID-19 is recorded as the cause of death in 1.6 percent of all deaths in permanent residents in aged care facilities.

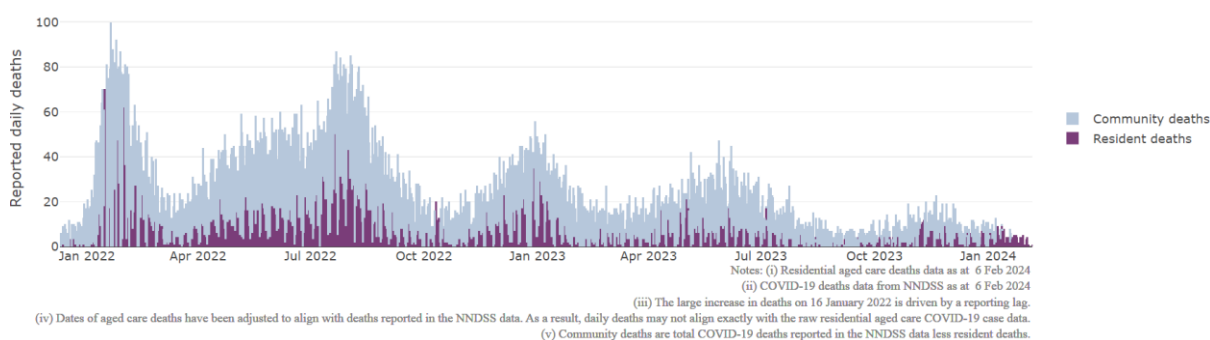
Since the beginning of the Omicron outbreak in mid December⁵ 2021, there have been 128,694 deaths in residential aged care from all causes (report period from 15 December 2021 to 3 February 2024)⁶. COVID-19 deaths account for 4.2 percent of this figure.

Over the course of the pandemic, all-cause excess mortality in Residential Aged Care was below expected numbers in 2020, and within expected range in 2021. In the first half of 2022, all-cause excess mortality in Residential Aged Care was above the expected range. Excess mortality for the second half of the 2022 is yet to be finalised.

⁵ The Omicron outbreak start date has been redefined from late November 2021 to mid December 2021. Changes have been made to align reporting with the start date of Omicron published in the Department’s external facing Epidemiology report.

⁶ The Department is now accessing aged care deaths data from the SIEBEL dataset. Figures are live and subject to change. Source: Department of Health and Aged Care unpublished data / SIEBEL dataset.

Figure 3: COVID-19 Deaths in Residential Aged Care Facilities overlaid with Community deaths



Workforce in active residential aged care outbreaks

As at 9 February 2024, workforce surge staff have filled a total of 188,069 shifts in aged care services, including 383 in the past 7 days. In the past 7 days (to 9 February 2024) surge workforce providers have assisted 23 residential aged care homes. These shifts include roles for GPs, nurses, care workers, allied health workers, executive and ancillary staff. This includes:

Table 3: Workforce resources supplied to residential aged care facilities

Workforce provider	Total Shifts	Previous 7 days
Recruitment, Consulting and Staffing Association	103,905	0
Healthcare Australia (Workforce Surge)	15,565	8
Healthcare Australia (NACER)	2,295	N/A
Mable	2,711	N/A
Aspen Medical	28,734	130
HealthX	30,803	245
Torrens	4,056	N/A

The Australian Defence Force provided support to a total of 542 residential aged care homes between February and September 2022. The ADF deployment ceased on 30 September 2022.

Oral antiviral treatments

Distribution of the oral anti-viral Lagevrio (Molnupiravir) commenced on 6 February 2022 to all RACFs with outbreak sites prioritised for delivery. The National Medical Stockpile has deployed 48,269 treatment courses of Lagevrio (Molnupiravir) to aged care facilities.

99,877 prescriptions for Lagevrio (Molnupiravir) have been issued to residents in residential aged care facilities, with a further 9,759 prescriptions for Paxlovid (nirmatrelvir + ritonavir) also issued since 28 February 2022 and up to 31 January 2024.

*Note: Oral antiviral data is only being updated monthly.

Vaccination in Residential Aged Care Facilities

People living in residential aged care are a high priority for the Government's COVID-19 vaccination program.

Older age remains the biggest risk factor for severe COVID-19 disease. Vaccination offers added protection to help reduce the risk of severe illness or hospitalisation of aged care residents.

The department is working with both the aged care and primary care sectors to ensure residents have access to the COVID-19 vaccine. It continues to target support for residential aged care facilities to arrange COVID-19 vaccinations with local primary care providers such as GPs, community pharmacists and Aboriginal Community Controlled Health Services.

As at 7 February 2024*:

- 69.4% of aged care residents have received a booster dose since 1 January 2023.
- 64.7k (35.1%) aged care residents received a booster dose in the last 6 months.
- 3,781 aged care residents received a vaccine dose in the last week

**An updated methodology has been implemented (resulting in an increase in total residents and vaccination numbers).*

Table 4: Aged care COVID-19 Booster Doses (data as at 8 February 2024)

Jurisdiction	Received booster in last 6 months	
	Residents vaccinated	% of residents vaccinated
National	64.7k	35.1%
ACT	1.2k	53.0%
NSW	21.1k	35.7%
NT	<200	22.2%
QLD	12.6k	33.6%
SA	6.2k	38.7%
TAS	2k	45.7%
VIC	16.9k	35.6%
WA	4.6k	27.0%

Source: Matched Australian Immunisation Register (AIR) data of residents in permanent residential aged care.

For reporting accuracy, the total aged care resident population only includes residents who have been linked with their vaccination records. As residential aged care populations are fluid, the total population for vaccination are an estimate only and there is an administrative lag with the aged care recipient data which is linked to AIR data. Counts may fluctuate due to enhancements to data over time.

Key: k= thousand

Infection control and audit

People living in residential aged care homes remain a high priority for the Government's COVID-19 vaccination program. The Department is continuing to communicate with both the aged care and primary care sectors, reinforcing the importance of uptake and promoting the 2023 booster dose via regular newsletters, bulletins, social media videos and webinars.

All aged care residents who have not had a COVID-19 vaccination, or a COVID-19 infection within the last 6 months, continue to be offered a 2023 booster dose. The added protection from vaccination is especially important for aged care residents and will help reduce the risk of severe illness or hospitalisation.

The Department continues to work with Primary Health Networks to support residential aged care homes across Australia to arrange COVID-19 vaccination in-reach clinics with local primary care providers such as GPs, pharmacists, and Aboriginal Community Controlled Health Services.

As at 8 February 2024, the Commission had conducted 6,001 ICM spot checks to observe infection control practices and PPE protocols in residential aged care facilities.

Table 5: Total Quality Assessment and Monitoring Activities with residential services (including IPC), by type and month 1 March 2020 to 8 February 2024

Regulatory Activities	2019-20 (1 Mar - 30 Jun 2020)	2020-21	2021-22	2022-23	2023-24 (to 8 Feb)	Total
Site visits	318	3,452	1,732	3,814	1,982	11,298
Non-site activities	3,709	8,381	6,665	1,413	331	20,499
Total activities	4,027	11,833	8,397	5,227	2,313	31,797

Appendix 1: National residential aged care services with Active outbreaks COVID-19

Please note, information reported in this table has been directly reported to the Department of Health and Aged Care by residential aged care facilities. Total cases refers to all staff and resident cases associated with the active outbreak and may not reflect the count of currently active cases. Where numbers have been incorrectly reported, facilities are able to correct these in the COVID-19 Support Portal through My Aged Care. Where a facility is reporting less than six resident or staff cases or less than six deaths, data has been suppressed to protect the privacy of affected individuals (note that “n/p” indicates data is not provided to protect privacy).

Service Name	State	Resident Deaths	Resident Cases	Staff Cases	Total Incidents
BaptistCare Griffith	Australian Capital Territory	0	14	<6	n/p
Goodwin Ainslie (Goodwin House)	Australian Capital Territory	0	<6	0	<6
Uniting Mirinjani Weston ACT	Australian Capital Territory	0	15	<6	n/p
Adina Care Cootamundra	New South Wales	0	<6	11	n/p
Ashfield Terrace Care Community	New South Wales	0	14	<6	n/p
BaptistCare Orana Centre	New South Wales	0	17	6	23
Bass Hill Aged Care	New South Wales	0	<6	0	<6
Blakehurst Aged Care Centre	New South Wales	0	6	<6	n/p
Bolton Clarke Cabrini	New South Wales	0	<6	<6	<6
Bupa Bankstown	New South Wales	0	<6	<6	6
Calvary Cessnock Retirement Community	New South Wales	0	13	9	22
Calvary Corymbia	New South Wales	0	6	0	6
Canterbury Place Care Community	New South Wales	0	19	<6	n/p
CASS Residential Aged Care Facility	New South Wales	0	<6	<6	<6
Catholic Healthcare Holy Spirit Croydon	New South Wales	0	<6	0	<6
Catholic Healthcare McQuoin Park	New South Wales	0	16	6	22
Catholic Healthcare St Peter's Lane Cove North	New South Wales	0	<6	<6	<6
Chiswick Manor Care Community	New South Wales	0	<6	<6	8
Courtlands Aged Care Facility	New South Wales	0	<6	0	<6
Eloura	New South Wales	0	<6	<6	<6
Estia Health Bankstown	New South Wales	0	15	<6	n/p
Estia Health Camden	New South Wales	0	0	8	8

Service Name	State	Resident Deaths	Resident Cases	Staff Cases	Total Incidents
Estia Health Forster	New South Wales	0	<6	<6	<6
Estia Health Kilbride	New South Wales	<6	54	13	67
Estia Health Manly Vale	New South Wales	0	<6	0	<6
Estia Health Merrylands	New South Wales	0	7	0	7
Gallipoli Home	New South Wales	<6	44	9	53
Gillawarna Village	New South Wales	0	<6	0	<6
Grasmere Terrace	New South Wales	0	9	<6	n/p
Greenwood Aged Care	New South Wales	0	<6	0	<6
Gumleigh Gardens Hostel	New South Wales	0	<6	0	<6
Highfields Manor Port Macquarie	New South Wales	<6	9	<6	n/p
Hixson Gardens Aged Care Facility	New South Wales	0	<6	<6	<6
Huang Ying Jung Nursing Home	New South Wales	0	<6	<6	<6
Hunters Hill Montefiore Home	New South Wales	0	0	<6	<6
Imlay House	New South Wales	0	<6	<6	6
Leigh Place	New South Wales	0	<6	<6	8
Mary Mackillop Hostel Carrington Retirement Village	New South Wales	0	19	19	38
Millrace Hostel	New South Wales	0	6	<6	n/p
Moran Kellyville	New South Wales	0	<6	<6	6
Moran Sylvania	New South Wales	0	22	<6	n/p
Orange Grove Care Community	New South Wales	0	9	<6	n/p
Pathways Cronulla Pines	New South Wales	0	9	<6	n/p
Peninsula Villages Ltd	New South Wales	0	<6	<6	<6
Piper House	New South Wales	0	<6	<6	7
Presbyterian Aged Care - Ashfield	New South Wales	0	<6	0	<6
Quakers Hillside Care Community	New South Wales	0	<6	0	<6
Raffles Assisted Aged Care	New South Wales	0	<6	7	n/p
Randwick Montefiore Home	New South Wales	0	0	<6	<6
Regis Port Stephens	New South Wales	0	<6	0	<6

Service Name	State	Resident Deaths	Resident Cases	Staff Cases	Total Incidents
RFBI Lakemba Masonic Village	New South Wales	0	<6	0	<6
Ron Middleton VC Gardens	New South Wales	0	<6	0	<6
Rosemore Aged Care	New South Wales	0	<6	<6	<6
Scalabrini Village Griffith	New South Wales	0	14	9	23
Seven Hills Nursing Home	New South Wales	0	<6	0	<6
St Lukes Nursing Home	New South Wales	0	<6	<6	<6
St Patrick's Green	New South Wales	0	<6	<6	6
St Vincent's Care Services Auburn	New South Wales	0	0	10	10
St Vincent's Care Services Heathcote	New South Wales	0	<6	<6	7
The Maronite Sisters Of The Holy Family Village	New South Wales	0	<6	0	<6
The Whiddon Group - Glenfield	New South Wales	0	11	<6	n/p
The Whiddon Group - Kelso	New South Wales	0	0	11	11
The Willows Private Nursing Home Pty Ltd	New South Wales	0	30	8	38
Thomas and Rosetta Agst Aged Care Facility	New South Wales	0	<6	0	<6
Tingira Hills Care Community	New South Wales	0	12	<6	n/p
Turrumurra House Nursing Home	New South Wales	0	<6	0	<6
Tweed River Care Community	New South Wales	0	<6	<6	7
Uniting Edinglassie Emu Plains	New South Wales	0	16	<6	n/p
Uniting Farmborough Unanderra	New South Wales	0	14	<6	n/p
Uniting Griffith	New South Wales	0	0	<6	<6
Uniting Hawkesbury Richmond	New South Wales	0	<6	<6	<6
Uniting Koombahla Elermore Vale	New South Wales	0	12	<6	n/p
Uniting Narla Belmont North	New South Wales	<6	10	<6	n/p
Uniting The Marion Leichhardt	New South Wales	0	8	0	8
Wallarah Point Care Community	New South Wales	0	<6	0	<6
Warrigal Care Bundanoon	New South Wales	0	6	<6	n/p
Warrina Village Hostel	New South Wales	<6	13	0	13
Yallabee Lodge	New South Wales	0	<6	<6	<6

Service Name	State	Resident Deaths	Resident Cases	Staff Cases	Total Incidents
Nganampa Ngura Mutitjulu-nya (Mutitjulu Flexible Aged Care Service)	Northern Territory	0	<6	<6	n/p
Terrace Gardens	Northern Territory	0	22	<6	n/p
Thamarrurr Development Corporation	Northern Territory	0	<6	<6	6
Aloaka Care Centre	Queensland	0	<6	<6	<6
Anam Cara	Queensland	0	<6	8	n/p
Anglicare SQ Abri Home for the Aged	Queensland	0	6	<6	n/p
Beauaraba Lodge	Queensland	0	8	<6	n/p
Bellevue Care Centre	Queensland	0	<6	0	<6
Blue Care Brassall Aged Care Facility	Queensland	0	13	7	20
Blue Care Capricorn Aged Care Facility	Queensland	0	12	16	28
Blue Care Gladstone Edenvale Aged Care Facility	Queensland	0	<6	<6	7
Blue Care Maleny Erowal Aged Care Facility	Queensland	0	6	8	14
Blue Care Rothwell Nazarene Aged Care Facility	Queensland	0	<6	<6	6
Blue Care Warana Beachwood Aged Care Facility	Queensland	0	<6	<6	7
Bolton Clarke Carrington	Queensland	0	0	<6	<6
Bribie Cove	Queensland	0	<6	<6	<6
Broadwater Grove Care Community	Queensland	0	<6	<6	<6
Calamvale Parklands Care Community	Queensland	<6	10	9	19
Calvary Noosa	Queensland	0	<6	<6	<6
CapellaBay Aged Care	Queensland	0	<6	0	<6
Caravonica Waters	Queensland	0	<6	<6	<6
Carinya Home For The Aged	Queensland	<6	44	28	72
Carramar Aged Care	Queensland	0	<6	<6	7
Churches of Christ Marana Gardens Aged Care Service	Queensland	0	8	<6	n/p
Edge Hill Orchards	Queensland	0	9	<6	n/p
Eidsvold Hospital Multipurpose Health Service	Queensland	0	<6	<6	<6
Estia Health Albany Creek	Queensland	0	<6	0	<6

Service Name	State	Resident Deaths	Resident Cases	Staff Cases	Total Incidents
Estia Health Hervey Bay	Queensland	<6	73	21	94
Estia Health Maroochydore	Queensland	0	8	<6	n/p
Estia Health Mudgeeraba	Queensland	0	<6	13	n/p
Estia Health Pacific Paradise	Queensland	0	<6	<6	<6
Forest Lake Lodge	Queensland	0	13	7	20
Jimboomba Community Aged Care	Queensland	0	<6	<6	<6
Lodges on George	Queensland	0	<6	0	<6
Lutheran Services - Orana	Queensland	0	<6	<6	<6
Magnolia Aged Care Coomera	Queensland	<6	32	23	55
Maryborough Community Aged Care	Queensland	<6	7	<6	n/p
Nanyima Aged Care	Queensland	0	<6	<6	<6
NewDirection Care at Bellmere	Queensland	0	6	10	16
North Lakes Terrace Care Community	Queensland	0	7	<6	n/p
Ozcare - Hervey Bay	Queensland	0	6	<6	n/p
Ozcare Innisfail	Queensland	0	<6	<6	6
Ozcare Mackay	Queensland	0	<6	<6	6
Ozcare Ozanam Villa - Burleigh	Queensland	0	<6	<6	8
Palm Lake Care Bargara	Queensland	<6	<6	<6	<6
Palm Lake Care Toowoomba	Queensland	0	10	<6	n/p
Pine Lodge Home for the Aged	Queensland	0	<6	<6	<6
Pyramid Residential Care Centre	Queensland	<6	22	22	44
Regis Bulimba	Queensland	0	25	<6	n/p
Regis Caboolture	Queensland	0	0	<6	<6
Regis Redlynch	Queensland	0	<6	0	<6
Regis Sandgate - Griffith	Queensland	0	9	<6	n/p
Regis The Gap	Queensland	0	33	10	43
Regis Wynnum	Queensland	0	<6	<6	6
Residency by Dillons Tin Can Bay	Queensland	0	9	<6	n/p

Service Name	State	Resident Deaths	Resident Cases	Staff Cases	Total Incidents
Rockpool RAC Morayfield	Queensland	<6	<6	<6	<6
Seabrae Manor	Queensland	<6	8	0	8
Seaton Place Aged Care	Queensland	0	<6	0	<6
Sinnamon Village - Kentish Court	Queensland	0	8	0	8
Springsure Hospital Multipurpose Health Service	Queensland	0	<6	<6	<6
Springwood Terrace Care Community	Queensland	0	14	0	14
St Paul de Chartres Residential Aged Care	Queensland	0	0	16	16
St Vincent's Care Carina	Queensland	0	37	17	54
St Vincent's Care Corinda	Queensland	0	<6	<6	7
St Vincent's Care Services Mitchelton	Queensland	0	<6	<6	<6
St Vincent's Care Services Toowoomba - Hostel	Queensland	0	30	11	41
Sunnycare Residential	Queensland	0	<6	0	<6
Sunnymeade Park Aged Care Community	Queensland	<6	8	19	27
The Good Shepherd Nursing Home	Queensland	0	14	17	31
Torbay	Queensland	0	<6	<6	6
TriCare Bayview Place Aged Care Residence	Queensland	0	<6	0	<6
Woodford Manor Aged Care	Queensland	0	<6	<6	8
ACH Group Residential Care - Highercombe	South Australia	0	0	<6	<6
ACH Group Residential Care - Yankalilla Centre	South Australia	0	<6	<6	<6
AnglicareSA Elizabeth - Dutton Court	South Australia	0	8	<6	n/p
AnglicareSA Trott Park	South Australia	0	23	11	34
Bene Aged Care - The Italian Village	South Australia	0	14	<6	n/p
Bethsalem Care	South Australia	0	12	7	19
Bupa Morphettville	South Australia	0	21	7	28
Calvary Flora McDonald Retirement Community	South Australia	0	25	<6	n/p
Calvary The Homestead	South Australia	0	19	7	26
Eldercare Hope Valley	South Australia	<6	<6	<6	6
Estia Health Burton	South Australia	0	24	11	35

Service Name	State	Resident Deaths	Resident Cases	Staff Cases	Total Incidents
Estia Health Encounter Bay	South Australia	0	0	<6	<6
Estia Health Golden Grove	South Australia	<6	23	14	37
Estia Health Kensington Gardens	South Australia	0	<6	<6	<6
Estia Health Toorak Gardens	South Australia	0	8	<6	n/p
Estia Health Valley View	South Australia	0	0	<6	<6
Gawler Grande Views	South Australia	0	<6	0	<6
Hahndorf Residential Care Services	South Australia	<6	25	6	31
Helping Hand Aged Care - Carinya	South Australia	0	6	<6	n/p
Klemzig Residential Care Services	South Australia	0	<6	<6	<6
Lerwin Nursing Home	South Australia	0	<6	<6	<6
Oakfield Lodge Residential Care	South Australia	0	15	<6	n/p
Parkview Aged Care	South Australia	0	<6	<6	8
Regis Kingswood	South Australia	0	<6	0	<6
Resthaven Murray Bridge	South Australia	0	<6	0	<6
Resthaven Paradise	South Australia	0	<6	0	<6
The Philip Kennedy Centre Residential Care	South Australia	0	<6	<6	<6
Wakefield Aged Care Service	South Australia	<6	9	8	17
Warrina Crescent Residential Aged Care	South Australia	0	8	<6	n/p
Warrina Park Residential Aged Care Service	South Australia	0	<6	<6	6
West Beach Residential Care	South Australia	0	<6	<6	<6
Wheatfields Incorporated	South Australia	0	<6	<6	<6
Baptcare Karingal Community Care	Tasmania	0	12	<6	n/p
Eliza Purton Home	Tasmania	0	<6	<6	<6
Grenoch Home	Tasmania	0	<6	<6	<6
Hawthorn Village	Tasmania	0	7	<6	n/p
Kanangra Hostel	Tasmania	0	<6	<6	<6
Uniting AgeWell Ningana	Tasmania	0	7	8	15
Wellington Views	Tasmania	0	19	9	28

Service Name	State	Resident Deaths	Resident Cases	Staff Cases	Total Incidents
Alan David Lodge	Victoria	0	<6	0	<6
Arcare Brighton	Victoria	0	<6	0	<6
Arcare Knox	Victoria	<6	10	<6	n/p
Arcare Maidstone	Victoria	0	<6	0	<6
Banksia Lodge Residential Aged Care Service	Victoria	0	<6	0	<6
Baptcare The Orchards Community	Victoria	0	<6	<6	<6
Baptcare Wattle Grove Community	Victoria	0	18	<6	n/p
Bupa Barrabool	Victoria	0	0	<6	<6
Coppin Centre	Victoria	0	30	<6	n/p
Cyril Jewell House	Victoria	0	7	<6	n/p
Diamond Creek Care Community	Victoria	0	<6	0	<6
Dianella Hostel	Victoria	0	<6	<6	<6
Emmy Monash Aged Care	Victoria	0	<6	0	<6
Estia Health Keysborough	Victoria	0	<6	<6	<6
Estia Health Leopold	Victoria	0	<6	0	<6
Estia Health Ringwood	Victoria	0	<6	<6	<6
Faversham House	Victoria	0	<6	<6	<6
Kew Gardens Aged Care	Victoria	0	<6	0	<6
Lorne Nursing Home	Victoria	0	<6	0	<6
Luson Eden Park	Victoria	0	13	<6	n/p
Mallee Track - Sea Lake MPS	Victoria	0	<6	<6	<6
McLellan House Hostel	Victoria	0	<6	0	<6
Melbourne Hebrew Memorial Nursing Home	Victoria	<6	27	12	39
Melville Grange Hostel	Victoria	0	<6	0	<6
Mercy Place Lynbrook	Victoria	<6	<6	<6	7
Moran Roxburgh Park	Victoria	0	8	0	8
Nazareth House Ballarat	Victoria	0	<6	<6	<6
Noble Gardens Residential Aged Care	Victoria	0	24	0	24

Service Name	State	Resident Deaths	Resident Cases	Staff Cases	Total Incidents
Park Lane Croydon	Victoria	0	<6	0	<6
Point Cook Manor	Victoria	0	6	0	6
Rathdowne Place	Victoria	0	<6	<6	<6
Regis Blackburn	Victoria	0	<6	0	<6
Regis Brighton	Victoria	0	<6	<6	6
Regis Ontario	Victoria	0	19	7	26
Regis Sandringham	Victoria	0	8	<6	n/p
Regis Sunraysia	Victoria	0	25	11	36
Royal Freemasons Sale	Victoria	0	32	16	48
Salisbury House Nursing Home	Victoria	0	<6	<6	7
St Paul's Hostel for the Elderly	Victoria	0	<6	<6	6
St Vincent's Care Services Eltham - Willandra Lodge	Victoria	0	<6	<6	7
St Vincent's Care Services Kew	Victoria	0	<6	0	<6
Tarago Views Aged Care	Victoria	0	<6	0	<6
Trentham Hostel	Victoria	0	<6	<6	6
Twin Parks Aged Care Centre	Victoria	0	10	<6	n/p
Uniting AgeWell Andrew Kerr Care	Victoria	0	11	<6	n/p
Uniting AgeWell Strathdon Community	Victoria	0	37	0	37
Villa Maria Catholic Homes Shanagolden Aged Care Residence	Victoria	0	12	<6	n/p
Walmsley Aged Care	Victoria	0	<6	0	<6
Aegis Balmoral	Western Australia	0	<6	<6	<6
Aegis Shawford	Western Australia	0	9	<6	n/p
Aegis Shoreline	Western Australia	0	<6	0	<6
Aegis Stirling	Western Australia	0	54	14	68
Aegis Woodlake	Western Australia	0	9	<6	n/p
Applecross Shore Care Community	Western Australia	0	6	<6	n/p
Bethanie Fields	Western Australia	0	17	7	24
Geegeelup Aged Care Facility	Western Australia	0	0	<6	<6

Service Name	State	Resident Deaths	Resident Cases	Staff Cases	Total Incidents
Gordon Lodge	Western Australia	0	<6	0	<6
Italian Village Fremantle	Western Australia	0	7	<6	n/p
Juniper Cygnet	Western Australia	0	<6	<6	<6
Juniper Numbala Nunga	Western Australia	0	<6	<6	<6
Juniper The Residency	Western Australia	0	<6	<6	7
Little Sisters of the Poor Glendalough Home	Western Australia	0	<6	<6	<6
McNamara Lodge	Western Australia	<6	11	7	18
Midland Nursing Home	Western Australia	0	11	7	18
MYVISTA Balcatta	Western Australia	0	31	33	64
Plantagenet MPS	Western Australia	0	8	10	18
Regents Garden Four Seasons Booragoon	Western Australia	0	<6	<6	6
Singleton Community Aged Care	Western Australia	0	<6	<6	<6
St Vincent's Aged Care	Western Australia	0	<6	<6	<6
Treeby Parklands Care Community	Western Australia	0	28	10	38