



# COVID-19 outbreaks in Australian residential aged care facilities

## National snapshot

As at 8:00 am 22 February 2024 there are 1,866 active COVID-19 cases in 269 active outbreaks in residential aged care homes across Australia. There have been 106 new outbreaks, 13 new resident deaths and 1,636 combined new resident and staff cases reported since 15 February 2024.

**Table 1: Aged Care COVID-19 data as at 8.00am 22 February 2024<sup>1</sup>**

Category	Active <sup>2</sup>	Previous 7 days	Cumulative Total	Previous 7 days
Outbreaks <sup>3</sup>	269	19	19,312	106
Residential aged care facilities affected	269	19	2,864	1
Resident cases <sup>4</sup>	1,326	61	184,847	1,157
Resident deaths	N/A	N/A	6,306	13
Staff cases	540	-9	104,280	479

Residential aged care homes with active outbreaks are included in Appendix 1.

**Table 2: Overview of active outbreaks in Australia**

	ACT	NSW	NT	QLD	SA	TAS	VIC	WA	Total
Total facilities with outbreaks	3	72	2	73	29	9	61	20	269
Total number of active resident cases	4	342	14	433	108	24	313	88	1,326
Total number of active staff cases	1	158	5	162	66	10	113	25	540
Total outbreaks opened in previous 7 days	3	27	0	25	10	3	27	10	105
Total outbreaks closed in previous 7 days	1	31	1	21	9	2	16	5	86

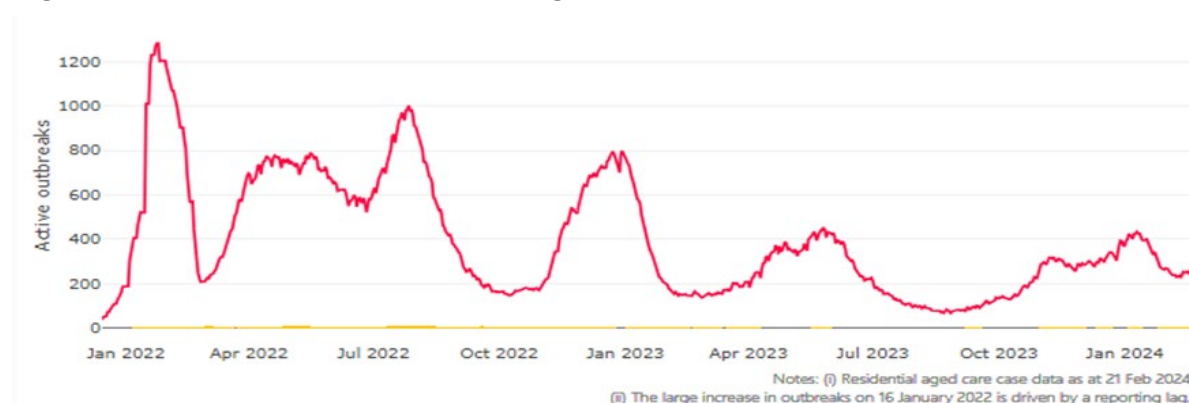
<sup>1</sup> Outbreak opening and closure includes changes in the status of exposure sites to outbreaks (and vice versa), which are applied retrospectively to facility records. New case information can also change the status of a recovered site back to an active outbreak site. As a result, changes in active outbreak status may not align with day on day variations to active totals. These adjustments will also affect the number of cases in staff and residents reported each week.

<sup>2</sup> Active residents and staff cases are the total currently positive cases in active outbreaks

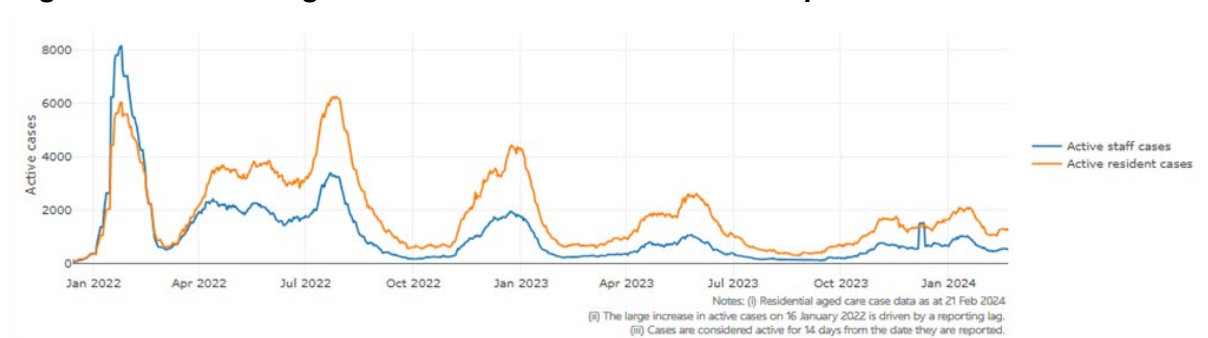
<sup>3</sup> An outbreak is considered to be active pending advice from the relevant Public Health Unit. An outbreak is defined as at least 1 positive case in a resident or 2+ cases in staff.

<sup>4</sup> Case numbers and numbers of deaths are dependent upon reporting from facilities and validation of deaths from state and territory governments. This is subject to change as further information is provided.

**Figure 1: National outbreak trends in aged care**



**Figure 2: Trends in aged care cases – December 2021 to present**



## Mortality

For the period of 1 July 2023 to 17 February 2024, COVID-19 is recorded as the cause of death in 1.6% of all deaths in permanent residents in aged care homes.

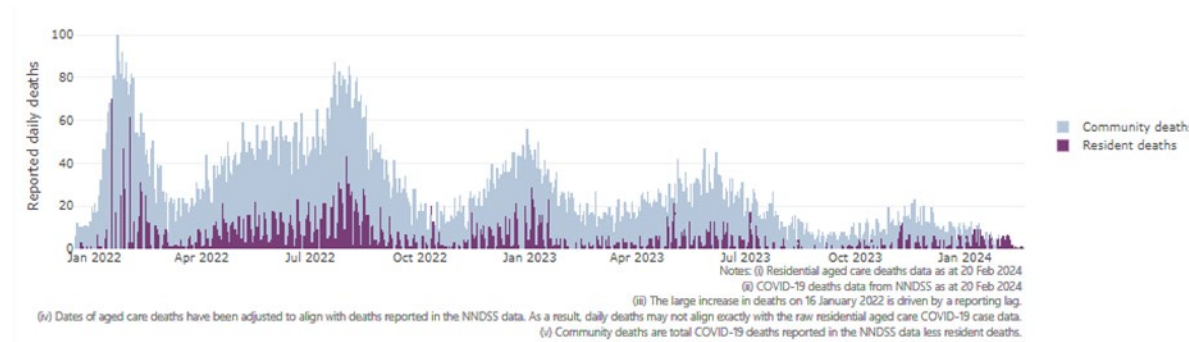
Since the beginning of the Omicron outbreak in mid December<sup>5</sup> 2021, there have been 129,697 deaths in residential aged care from all causes (report period from 15 December 2021 to 10 February 2024)<sup>6</sup>. COVID-19 deaths account for 4.2% of this figure.

Over the course of the pandemic, all-cause excess mortality in residential aged care was below expected numbers in 2020, and within expected range in 2021. In the first half of 2022, all-cause excess mortality in residential aged care was above the expected range. Excess mortality for the second half of the 2022 is yet to be finalised.

<sup>5</sup> The Omicron outbreak start date has been redefined from late November 2021 to mid December 2021. Changes have been made to align reporting with the start date of Omicron published in the Department's external facing Epidemiology report.

<sup>6</sup> The Department is now accessing aged care deaths data from the SIEBEL dataset. Figures are live and subject to change. Source: Department of Health and Aged Care unpublished data / SIEBEL dataset.

**Figure 3: COVID-19 deaths in residential aged care facilities overlaid with community deaths**



### Workforce in active residential aged care outbreaks

As at 23 February 2024, workforce surge staff have filled a total of 188,654 shifts in aged care services, including 297 in the past 7 days. In the past 7 days (to 23 February 2024) surge workforce providers have assisted 25 residential aged care homes. These shifts include roles for GPs, nurses, care workers, allied health workers, executive and ancillary staff. This includes:

**Table 3: Workforce resources supplied to residential aged care facilities**

Workforce provider	Total shifts	Previous 7 days
Recruitment, Consulting and Staffing Association	103,905	0
Healthcare Australia (Workforce Surge)	15,565	0
Healthcare Australia (NACER)	2,295	N/A
Mable	2,711	N/A
Aspen Medical	28,797	7
HealthX	31,325	290
Torrens	4,056	N/A

The Australian Defence Force provided support to a total of 542 residential aged care homes between February and September 2022. The ADF deployment ceased on 30 September 2022.

### Oral antiviral treatments

Distribution of the oral anti-viral Lagevrio (Molnupiravir) commenced on 6 February 2022 to all RACF facilities with outbreak sites prioritised for delivery. The National Medical Stockpile has deployed 48,269 treatment courses of Lagevrio (Molnupiravir) to aged care facilities.

99,877 prescriptions for Lagevrio (Molnupiravir) have been issued to residents in residential aged care facilities, with a further 9,759 prescriptions for Paxlovid (nirmatrelvir + ritonavir) also issued since 28 February 2022 and up to 31 January 2024.

\*Note: Oral antiviral data is only being updated monthly.

## Vaccination in residential aged care facilities

People living in residential aged care are a high priority for the Government's COVID-19 vaccination program.

Older age remains the biggest risk factor for severe COVID-19 disease. Vaccination offers added protection to help reduce the risk of severe illness or hospitalisation of aged care residents.

The Department is working with both the aged care and primary care sectors to ensure residents have access to the COVID-19 vaccine. It continues to target support for residential aged care facilities to arrange COVID-19 vaccinations with local primary care providers such as GPs, community pharmacists and Aboriginal Community Controlled Health Services.

As at 21 February 2024\*:

- 70.3% of aged care residents have received a booster dose since 1 January 2023.
- 68.6k (37.2%) aged care residents received a booster dose in the last 6 months.
- 2,943 aged care residents received a vaccine dose in the last week

*\*An updated methodology has been implemented (resulting in an increase in total residents and vaccination numbers).*

**Table 4: Aged care COVID-19 Booster Doses (data as at 21 February 2024)**

Jurisdiction	Received booster in last 6 months	
	Residents vaccinated	% of residents vaccinated
National	68.6k	37.2%
ACT	1.2k	53.2%
NSW	22.5k	37.9%
NT	<200	20.4%
QLD	13.5k	36.1%
SA	6.6k	41.3%
TAS	2.1k	48.6%
VIC	17.9k	37.5%
WA	4.7k	27.6%

Source: Matched Australian Immunisation Register (AIR) data of residents in permanent residential aged care.

For reporting accuracy, the total aged care resident population only includes residents who have been linked with their vaccination records. As residential aged care populations are fluid, the total population for vaccination are an estimate only and there is an administrative lag with the aged care recipient data which is linked to AIR data. Counts may fluctuate due to enhancements to data over time.

Key: k= thousand

## Infection control and audit

The Aged Care Quality and Safety Commission (Commission) conducts a range of site and non-site activities to monitor and assess residential aged care services, including site audits and assessment contacts (site and non-site) (see Table 5 below). In August 2020, the Commission commenced an infection control monitoring (ICM) spot check program in all Australian jurisdictions.

The ICM spot check program involves on-site visits to residential aged care services, without an outbreak, to check compliance with personal protective equipment (PPE) and infection control arrangements. The purpose of the ICM spot check is to observe infection control practices, to ensure that staff, management and visitors were adhering to safe personal protective equipment protocols and to safe infection control arrangements as required under the quality standards.

As at 22 February 2024, the Commission had conducted 6,015 ICM spot checks to observe infection control practices and PPE protocols in residential aged care facilities.

**Table 5: Total quality assessment and monitoring activities with residential services (including IPC), by type and month 1 March 2020 to 22 February 2024**

Regulatory Activities	2019-20 (1 Mar - 30 Jun 2020)	2020-21	2021-22	2022-23	2023-24 (to 22 Feb)	Total
Site visits	318	3,452	1,732	3,814	2,076	11,392
Non-site activities	3,709	8,381	6,665	1,413	361	20,529
Total activities	<b>4,027</b>	<b>11,833</b>	<b>8,397</b>	<b>5,227</b>	<b>2,437</b>	<b>31,921</b>

## Appendix 1: National residential aged care services with active outbreaks COVID-19

Please note, information reported in this table has been directly reported to the Department of Health and Aged Care by residential aged care facilities. Total cases refers to all staff and resident cases associated with the active outbreak and may not reflect the count of currently active cases. Where numbers have been incorrectly reported, facilities are able to correct these in the COVID-19 Support Portal through My Aged Care. Where a facility is reporting less than six resident or staff cases or less than six deaths, data has been suppressed to protect the privacy of affected individuals (note that “n/p” indicates data is not provided to protect privacy).

Service Name	State	Resident Deaths	Resident Cases	Staff Cases	Total Incidents
<b>Southern Cross Care Campbell Residential Aged Care</b>	Australian Capital Territory	0	9	<6	n/p
<b>Southern Cross Care Ozanam Residential Aged Care</b>	Australian Capital Territory	0	<6	0	<6
<b>Warrigal Care Stirling</b>	Australian Capital Territory	0	<6	0	<6
<b>Advantaged Care at Georges Manor</b>	New South Wales	0	9	<6	n/p
<b>BaptistCare Aminya Centre</b>	New South Wales	0	10	6	16
<b>BaptistCare Orana Centre</b>	New South Wales	0	24	15	39
<b>Berkeley Vale Care Community</b>	New South Wales	0	14	12	26
<b>BlueWave Living</b>	New South Wales	0	10	<6	n/p
<b>Bolton Clarke Macquarie View - Bolton Point</b>	New South Wales	0	<6	0	<6
<b>Bolton Clarke Willowdale</b>	New South Wales	0	<6	0	<6
<b>Bupa Dural</b>	New South Wales	0	21	<6	n/p
<b>Bupa Kempsey</b>	New South Wales	0	<6	0	<6
<b>Bupa Pottsville Beach</b>	New South Wales	0	8	7	15
<b>Calvary Cessnock Retirement Community</b>	New South Wales	0	<6	0	<6
<b>Catholic Healthcare Holy Spirit Casula</b>	New South Wales	0	<6	0	<6
<b>Catholic Healthcare Lewisham Nursing Home</b>	New South Wales	0	23	7	30
<b>Catholic Healthcare Lewisham Retirement Hostel</b>	New South Wales	0	6	7	13
<b>Catholic Healthcare The Haven Residential Aged Care</b>	New South Wales	0	6	<6	n/p
<b>Cypress View Lodge</b>	New South Wales	0	<6	<6	<6
<b>Estia Health Camden</b>	New South Wales	0	10	14	24
<b>Estia Health Forster</b>	New South Wales	0	16	<6	n/p
<b>Flinders Court</b>	New South Wales	0	<6	<6	6

Service Name	State	Resident Deaths	Resident Cases	Staff Cases	Total Incidents
<b>Glenmore Park Care Community</b>	New South Wales	0	<6	0	<6
<b>Greenwood Aged Care</b>	New South Wales	0	8	<6	n/p
<b>Guyra Multi-Purpose Service</b>	New South Wales	0	7	<6	n/p
<b>Hakea Grove Aged Care</b>	New South Wales	0	<6	9	n/p
<b>Hixson Gardens Aged Care Facility</b>	New South Wales	0	7	<6	n/p
<b>Huang Ying Jung Nursing Home</b>	New South Wales	0	<6	<6	6
<b>Hunters Hill Montefiore Home</b>	New South Wales	0	<6	0	<6
<b>Imlay House</b>	New South Wales	<6	14	10	24
<b>Killarney Vale Care Community</b>	New South Wales	0	<6	0	<6
<b>Macquarie Lodge Aged Care Plus Centre</b>	New South Wales	0	<6	<6	7
<b>Mark Moran at Little Bay</b>	New South Wales	0	14	<6	n/p
<b>Mater Christi Aged Care Facility</b>	New South Wales	0	8	<6	n/p
<b>Murwillumbah Greens Care Community</b>	New South Wales	0	23	12	35
<b>Narraweena Grove Care Community</b>	New South Wales	0	<6	0	<6
<b>Peninsula Villages Ltd</b>	New South Wales	0	<6	<6	<6
<b>Quakers Hillside Care Community</b>	New South Wales	0	14	0	14
<b>Raffles Assisted Aged Care</b>	New South Wales	0	8	10	18
<b>Randwick Montefiore Home</b>	New South Wales	0	0	8	8
<b>Raymond Terrace Gardens Care Community</b>	New South Wales	0	<6	0	<6
<b>Regis Port Stephens</b>	New South Wales	0	<6	0	<6
<b>RFBI Moonbi Masonic Village - Moonby</b>	New South Wales	0	<6	0	<6
<b>Rocky Point Residence</b>	New South Wales	0	12	0	12
<b>Rosemore Aged Care</b>	New South Wales	<6	20	6	26
<b>Rylstone Multi-Purpose Service</b>	New South Wales	0	<6	<6	6
<b>S Antonio Da Padova Nursing Home</b>	New South Wales	0	0	11	11
<b>Shoalhaven Place Care Community</b>	New South Wales	0	28	7	35
<b>Southern Cross Care John Woodward Residential Aged Care</b>	New South Wales	0	6	<6	n/p
<b>Southern Cross Care Thornton Park</b>	New South Wales	0	<6	0	<6

Service Name	State	Resident Deaths	Resident Cases	Staff Cases	Total Incidents
Southhaven Aged Care	New South Wales	0	<6	0	<6
St Agnes Site	New South Wales	0	27	20	47
St Brigid's Green Maroubra	New South Wales	0	<6	<6	<6
St Charbel's Care Centre	New South Wales	<6	24	6	30
St Hedwig Village	New South Wales	0	<6	<6	<6
St Vincent's Care Services Auburn	New South Wales	0	<6	12	n/p
St Vincent's Care Services Heathcote	New South Wales	0	9	7	16
SummitCare Canley Vale	New South Wales	0	10	<6	n/p
SummitCare Waverley	New South Wales	0	0	<6	<6
The Whiddon Group - Glenfield	New South Wales	0	26	12	38
The Whiddon Group - Glenfield - Easton Park	New South Wales	0	<6	<6	<6
The Whiddon Group - Temora	New South Wales	0	8	<6	n/p
Uniting Bankstown	New South Wales	0	7	0	7
Uniting Caroon Kalina Goonellabah	New South Wales	0	<6	<6	<6
Uniting Edinglassie Emu Plains	New South Wales	<6	18	6	24
Uniting Edinglassie Lodge Penrith	New South Wales	0	<6	0	<6
Uniting Koombahla Elmore Vale	New South Wales	0	12	13	25
Uniting Nareen Gardens Bateau Bay	New South Wales	0	25	10	35
Vincent Court	New South Wales	0	<6	<6	<6
Wallarah Point Care Community	New South Wales	0	11	<6	n/p
Warrigal Care Bundanoon	New South Wales	0	12	<6	n/p
Warrigal Care Coniston	New South Wales	0	<6	0	<6
Warrigal Care Mt Warrigal	New South Wales	0	<6	0	<6
Woodberry Village	New South Wales	0	<6	0	<6
Yallambee Village	New South Wales	0	<6	0	<6
Nganampa Ngura Mutitjulu-nya (Mutitjulu Flexible Aged Care Service)	Northern Territory	0	8	12	20
Terrace Gardens	Northern Territory	0	34	<6	n/p



Service Name	State	Resident Deaths	Resident Cases	Staff Cases	Total Incidents
<b>Akooramak Care of Older Persons</b>	Queensland	0	<6	0	<6
<b>Anam Cara</b>	Queensland	<6	7	10	17
<b>Anglicare SQ St John's Home for Aged Men</b>	Queensland	0	19	<6	n/p
<b>Arcare Helensvale</b>	Queensland	0	<6	0	<6
<b>Arcare Helensvale St James</b>	Queensland	0	23	9	32
<b>Arcare North Lakes</b>	Queensland	0	<6	<6	9
<b>Aspley Aged Care</b>	Queensland	0	8	<6	n/p
<b>BallyCara Aged Care</b>	Queensland	0	6	6	12
<b>Berrinba Greens Care Community</b>	Queensland	0	21	8	29
<b>Blue Care Bundaberg Riverlea Aged Care Facility</b>	Queensland	0	<6	<6	8
<b>Blue Care Carina Aged Care Facility</b>	Queensland	0	0	<6	<6
<b>Blue Care Elanora Pineshaven Aged Care Facility</b>	Queensland	0	<6	<6	6
<b>Blue Care Hervey Bay Masters Lodge Aged Care Facility</b>	Queensland	0	10	12	22
<b>Bolton Clarke Carrington</b>	Queensland	0	<6	<6	<6
<b>Bolton Clarke Fairview</b>	Queensland	0	<6	0	<6
<b>Bolton Clarke Fernhill</b>	Queensland	0	<6	0	<6
<b>Bolton Clarke Talbarra</b>	Queensland	0	15	<6	n/p
<b>Broadwater Grove Care Community</b>	Queensland	0	6	8	14
<b>Buderim Views Assisted Aged Care</b>	Queensland	0	<6	<6	<6
<b>Camp Hill Aged Care</b>	Queensland	0	<6	<6	7
<b>Carinity Cedarbrook</b>	Queensland	0	<6	<6	6
<b>Carinity Fairfield Grange</b>	Queensland	<6	16	<6	n/p
<b>Carinity Karinya Place</b>	Queensland	0	<6	<6	6
<b>Carinity Shalom</b>	Queensland	0	<6	0	<6
<b>Churches of Christ Buckingham Gardens Aged Care Service</b>	Queensland	0	11	<6	n/p
<b>Churches of Christ Marana Gardens Aged Care Service</b>	Queensland	0	10	<6	n/p
<b>Esida</b>	Queensland	<6	44	11	55
<b>Estia Health Maroochydore</b>	Queensland	0	<6	0	<6

Service Name	State	Resident Deaths	Resident Cases	Staff Cases	Total Incidents
Estia Health Mount Coolum	Queensland	0	6	6	12
Estia Health Pacific Paradise	Queensland	0	<6	<6	<6
Estia Health Twin Waters	Queensland	0	<6	0	<6
Harbour Quays Residential Aged Care	Queensland	0	<6	<6	<6
Holland Park Aged Care	Queensland	0	0	<6	<6
Infinite Care Ashmore	Queensland	0	0	<6	<6
Infinite Care Cleveland	Queensland	0	<6	0	<6
Infinite Care Edmonton Gardens	Queensland	0	<6	0	<6
Jimboomba Community Aged Care	Queensland	0	8	<6	n/p
Lutheran Services - Trinder Park	Queensland	0	18	<6	n/p
Lutheran Services - Wahroonga	Queensland	0	<6	<6	<6
Mercy Community Services - Emmaus	Queensland	0	7	<6	n/p
Nareeba Moopi Moopi Pa Aged Care Hostel	Queensland	0	<6	<6	8
Newstead Grand Care Community	Queensland	0	<6	<6	9
North Lakes Terrace Care Community	Queensland	0	14	<6	n/p
Oxley Grove Care Community	Queensland	0	8	<6	n/p
Ozcare - Toowoomba	Queensland	0	<6	<6	6
Ozcare Innisfail	Queensland	0	<6	<6	8
Ozcare Ozanam Villa - Burleigh	Queensland	0	123	10	133
Ozcare Palm Lodge	Queensland	0	24	6	30
Palm Lake Care Caloundra	Queensland	0	<6	<6	<6
Palm Lake Care Toowoomba	Queensland	0	11	7	18
Regis Greenbank	Queensland	0	19	10	29
Regis Kirwan	Queensland	0	<6	<6	<6
Regis Lutwyche	Queensland	0	7	0	7
Regis Redlynch	Queensland	0	<6	0	<6
Regis The Gap	Queensland	0	38	13	51
Regis Wynnum	Queensland	0	25	<6	n/p

Service Name	State	Resident Deaths	Resident Cases	Staff Cases	Total Incidents
Rockpool RAC Morayfield	Queensland	0	7	<6	n/p
Seabrae Manor	Queensland	<6	9	0	9
Sinnamon Village - Kentish Court	Queensland	0	<6	0	<6
Sinnamon Village - Knowles Court	Queensland	0	<6	0	<6
Sinnamon Village - Nash Court	Queensland	0	<6	0	<6
Southern Cross Care Facility Caloundra	Queensland	0	<6	0	<6
Springwood Terrace Care Community	Queensland	0	19	<6	n/p
St Paul de Chartres Residential Aged Care	Queensland	0	<6	18	n/p
St Vincent's Care Carina	Queensland	0	51	19	70
St Vincent's Care Services Mitchelton	Queensland	0	10	13	23
St Vincent's Care Services Southport	Queensland	0	0	<6	<6
Sunnycare Residential	Queensland	0	<6	0	<6
Sunnymeade Park Aged Care Community	Queensland	<6	16	25	41
The Good Shepherd Nursing Home	Queensland	<6	18	24	42
Torbay	Queensland	0	<6	<6	7
Varsity Views Care Community	Queensland	0	8	<6	n/p
Woodford Manor Aged Care	Queensland	0	13	0	13
Aldersgate Aged Care Services	South Australia	0	<6	0	<6
Amber Aged Care	South Australia	0	7	<6	n/p
AnglicareSA Elizabeth East	South Australia	0	11	<6	n/p
Barossa Valley Nursing Home	South Australia	0	0	<6	<6
Bene Aged Care - St Clair	South Australia	0	29	<6	n/p
Bethsalem Care	South Australia	0	15	9	24
Bupa Morphettville	South Australia	0	21	10	31
Calvary Flora McDonald Retirement Community	South Australia	0	31	<6	n/p
Calvary The Homestead	South Australia	0	20	12	32
Charla Lodge	South Australia	0	8	6	14
Eldercare The Village	South Australia	0	6	<6	n/p

Service Name	State	Resident Deaths	Resident Cases	Staff Cases	Total Incidents
Estia Health Aberfoyle Park	South Australia	0	0	<6	<6
Estia Health Daw Park	South Australia	0	27	13	40
Estia Health Kensington Gardens	South Australia	0	0	<6	<6
Estia Health Myrtle Bank	South Australia	0	<6	<6	<6
Estia Health Parkside	South Australia	0	20	6	26
Estia Health Valley View	South Australia	0	<6	0	<6
Glen Osmond Grove Care Community	South Australia	<6	<6	<6	6
Jallarah Homes	South Australia	0	<6	<6	6
Kalyra Woodcroft Aged Care	South Australia	0	20	<6	n/p
Oakfield Lodge Residential Care	South Australia	0	16	6	22
Regis Kingswood	South Australia	0	13	<6	n/p
Resthaven Craigmore	South Australia	0	<6	<6	<6
Resthaven Murray Bridge	South Australia	0	9	6	15
Sheoak Lodge	South Australia	0	11	<6	n/p
Star Of The Sea Home For The Aged	South Australia	0	<6	<6	<6
The Churchill Retreat	South Australia	0	<6	<6	<6
UnitingSA Westminster Village Aged Care	South Australia	0	<6	<6	6
West Beach Residential Care	South Australia	0	12	7	19
Baptcare Karingal Community Care	Tasmania	0	30	15	45
Eliza Purton Home	Tasmania	0	13	7	20
Glenview Community Services Inc.	Tasmania	0	<6	0	<6
Grenoch Home	Tasmania	<6	10	7	17
Hawthorn Village	Tasmania	0	11	6	17
Kanangra Hostel	Tasmania	<6	23	6	29
Rivulet	Tasmania	0	<6	<6	<6
Snug Village	Tasmania	0	0	<6	<6
Uniting AgeWell Lillian Martin	Tasmania	0	<6	<6	<6
Arcare Burnside	Victoria	0	29	13	42

Service Name	State	Resident Deaths	Resident Cases	Staff Cases	Total Incidents
Arcare Essendon	Victoria	0	6	6	12
Arcare Templestowe	Victoria	0	33	<6	n/p
Arcare Waterview	Victoria	0	<6	<6	<6
Baptcare - Hedley Sutton Community	Victoria	0	<6	<6	6
Baptcare Brookview Community	Victoria	0	8	0	8
Baptcare Wattle Grove Community	Victoria	0	27	7	34
Benetas Broughton Hall	Victoria	0	7	<6	n/p
BlueCross Hilltop	Victoria	0	7	<6	n/p
BlueCross Sheridan Hall Caulfield	Victoria	0	10	<6	n/p
Bupa Barrabool	Victoria	0	11	<6	n/p
Calvary Elanora	Victoria	0	6	6	12
Calvary Kelaston	Victoria	0	9	<6	n/p
Carinya Lodge Hostel	Victoria	0	<6	<6	8
Charles Brownlow Retirement Village	Victoria	0	<6	<6	<6
Churches of Christ Oak Towers Aged Care Service	Victoria	0	11	<6	n/p
Coppin Centre	Victoria	<6	38	<6	n/p
Croydon Grove Care Community	Victoria	0	<6	0	<6
Diamond Creek Care Community	Victoria	0	8	<6	n/p
Dianella Hostel	Victoria	0	14	<6	n/p
Embracia Moonee Valley	Victoria	0	<6	0	<6
Emmy Monash Aged Care	Victoria	0	8	0	8
Estia Health Ardeer	Victoria	0	<6	0	<6
Estia Health Mount Clear	Victoria	0	0	<6	<6
Estia Health Ringwood	Victoria	0	<6	<6	<6
Estia Health South Morang	Victoria	0	10	9	19
Estia Health Wodonga	Victoria	0	<6	<6	8
Fronditha Clayton Aged Care	Victoria	0	13	<6	n/p
Fronditha Lower Templestowe	Victoria	0	15	8	23

Service Name	State	Resident Deaths	Resident Cases	Staff Cases	Total Incidents
<b>Glanville Village</b>	Victoria	0	<6	<6	<6
<b>Irvin House</b>	Victoria	0	<6	6	n/p
<b>John Curtin Aged Care</b>	Victoria	0	<6	<6	<6
<b>Lakes Entrance Care Community</b>	Victoria	0	11	7	18
<b>Luson The Vue</b>	Victoria	0	<6	6	n/p
<b>Lynden Aged Care</b>	Victoria	0	<6	0	<6
<b>Lyrebird Village for the Aged</b>	Victoria	0	35	9	44
<b>Martin Luther Homes</b>	Victoria	0	6	<6	n/p
<b>Mayflower Brighton</b>	Victoria	0	20	<6	n/p
<b>Mayflower Reservoir</b>	Victoria	0	<6	0	<6
<b>McLellan House Hostel</b>	Victoria	0	11	<6	n/p
<b>mecwacare Park Hill</b>	Victoria	0	6	<6	n/p
<b>Melville Grange Hostel</b>	Victoria	0	21	9	30
<b>Mercy Place Ballarat</b>	Victoria	0	<6	<6	<6
<b>MiCare Overbeek Lodge</b>	Victoria	0	<6	0	<6
<b>Monash Gardens</b>	Victoria	0	<6	0	<6
<b>Napier Street Aged Care Services</b>	Victoria	0	0	<6	<6
<b>Ottrey Lodge</b>	Victoria	0	<6	0	<6
<b>Point Cook Manor</b>	Victoria	<6	16	0	16
<b>Regis Cranbourne</b>	Victoria	0	7	0	7
<b>Regis Ontario</b>	Victoria	0	22	7	29
<b>Regis Sandringham</b>	Victoria	0	15	<6	n/p
<b>Regis Sunraysia</b>	Victoria	0	34	25	59
<b>Seymour District Nursing Home</b>	Victoria	0	<6	<6	<6
<b>Skye Lodge</b>	Victoria	0	10	11	21
<b>St Vincent's Care Services Eltham - Willandra Lodge</b>	Victoria	0	7	9	16
<b>Sunnyside Lutheran Retirement Village</b>	Victoria	0	<6	<6	<6
<b>Tabulam &amp; Templer Home for the Aged</b>	Victoria	0	<6	<6	6

Service Name	State	Resident Deaths	Resident Cases	Staff Cases	Total Incidents
<b>Tarago Views Aged Care</b>	Victoria	0	<6	<6	<6
<b>The Oaks Nursing Home-Gisborne</b>	Victoria	0	22	<6	n/p
<b>Villa Maria Catholic Homes Willowbrooke Aged Care Residence</b>	Victoria	0	17	7	24
<b>Westernport Nursing Home</b>	Victoria	0	<6	0	<6
<b>Aegis Amherst</b>	Western Australia	0	<6	0	<6
<b>Aegis Anchorage</b>	Western Australia	0	6	0	6
<b>Aegis Shawford</b>	Western Australia	0	21	9	30
<b>Aegis Shoreline</b>	Western Australia	0	12	0	12
<b>Aegis Stirling</b>	Western Australia	<6	67	25	92
<b>Aegis Woodlake</b>	Western Australia	0	26	12	38
<b>Amaroo Village McMahon Caring Centre</b>	Western Australia	0	<6	0	<6
<b>Applecross Shore Care Community</b>	Western Australia	0	15	<6	n/p
<b>Bethanie Fields</b>	Western Australia	0	31	8	39
<b>Bethanie Geneff</b>	Western Australia	0	<6	<6	<6
<b>Carine Parkside Care Community</b>	Western Australia	0	11	0	11
<b>J E Murray Home</b>	Western Australia	0	<6	<6	<6
<b>Juniper Cygnet</b>	Western Australia	0	16	6	22
<b>Juniper Ella Williams</b>	Western Australia	0	13	<6	n/p
<b>Juniper The Residency</b>	Western Australia	0	12	<6	n/p
<b>Kununoppin MPS</b>	Western Australia	0	<6	<6	6
<b>Murdoch Gardens Care Community</b>	Western Australia	0	0	<6	<6
<b>Quairading MPS</b>	Western Australia	0	<6	0	<6
<b>Sister Mary Glowrey Residential Care</b>	Western Australia	0	19	9	28
<b>Villa Terenzio</b>	Western Australia	0	<6	<6	<6