



# COVID-19 outbreaks in Australian residential aged care facilities

## National snapshot

As at 8:00 am 1 February 2024 there are 2,014 active COVID-19 cases in 287 active outbreaks in residential aged care facilities across Australia. There have been 114 new outbreaks, 15 new resident deaths and 1,543 combined new resident and staff cases reported since 25 January 2024.

**Table 1: Aged Care COVID-19 data as at 8.00am 1 February 2024<sup>1</sup>**

Category	Active <sup>2</sup>	Previous 7 days	Cumulative Total	Previous 7 days
Outbreaks <sup>3</sup>	287	-44	18,964	114
Residential Aged Care Facilities affected	287	-44	2,861	0
Resident Cases <sup>4</sup>	1,384	-341	181,697	1,044
Resident Deaths	N/A	N/A	6,256	15
Staff Cases	630	-94	102,843	499

Residential aged care homes with active outbreaks are included in Appendix 1.

**Table 2: Overview of Active Outbreaks in Australia**

	ACT	NSW	NT	QLD	SA	TAS	VIC	WA	Total
Total Facilities with outbreaks	4	96	1	70	32	6	58	20	287
Total number of active resident cases	18	504	18	335	164	25	215	105	1,384
Total number of active staff cases	8	208	4	191	83	12	90	34	630
Total Outbreaks Opened in Previous 7 Days	1	37	1	24	14	2	22	13	114
Total Outbreaks Closed in Previous 7 Days	0	59	0	22	16	3	38	20	158

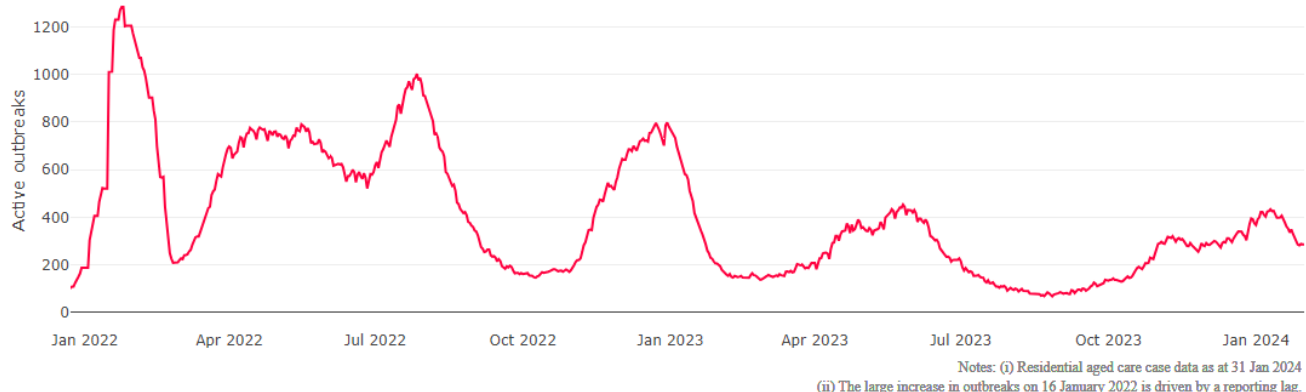
<sup>1</sup> Outbreak opening and closure includes changes in the status of exposure sites to outbreaks (and vice versa), which are applied retrospectively to facility records. New case information can also change the status of a recovered site back to an active outbreak site. As a result, changes in active outbreak status may not align with day on day variations to active totals. These adjustments will also affect the number of cases in staff and residents reported each week.

<sup>2</sup> Active residents and staff cases are the total currently positive cases in active outbreaks

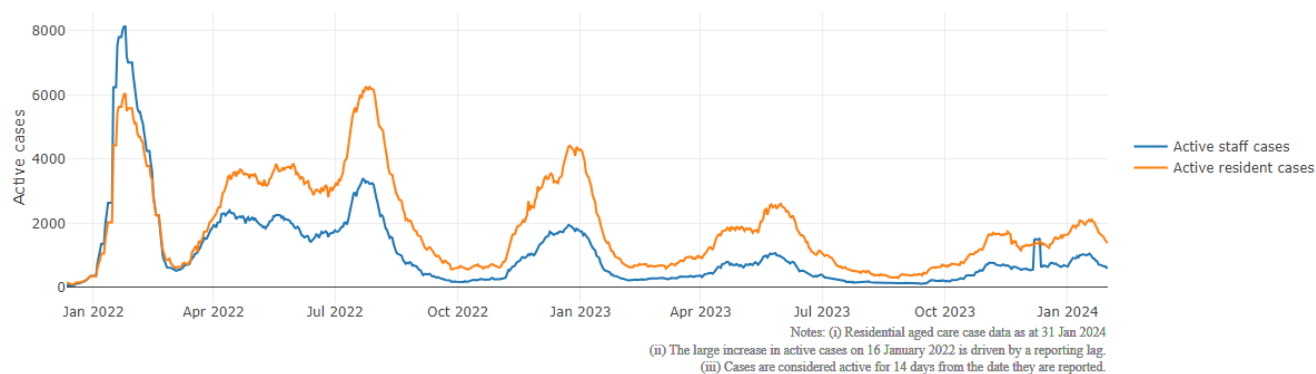
<sup>3</sup> An outbreak is considered to be active pending advice from the relevant Public Health Unit. An outbreak is defined as at least 1 positive case in a resident or 2+ cases in staff.

<sup>4</sup> Case numbers and numbers of deaths are dependent upon reporting from facilities and validation of deaths from state and territory governments. This is subject to change as further information is provided.

**Figure 1: National Outbreak Trends in Aged Care**



**Figure 2: Trends in Aged Care Cases – December 2021 to Present**



## Mortality

For the period of 1 July 2023 to 11 November 2023, COVID-19 is recorded as the cause of death in 1.3 percent of all deaths in permanent residents in aged care facilities.

Since the beginning of the Omicron outbreak in mid December<sup>5</sup> 2021, there have been 115,364 deaths in residential aged care from all causes (report period from 15 December 2021 to 11 November 2023)<sup>6</sup>. COVID-19 deaths account for 4.4 percent of this figure.

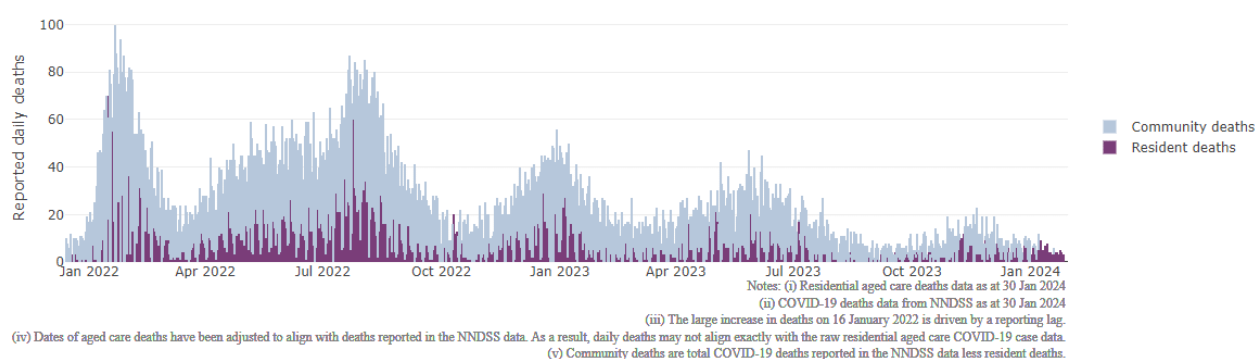
Over the course of the pandemic, all-cause excess mortality in Residential Aged Care was below expected numbers in 2020, and within expected range in 2021. In the first half of 2022, all-cause excess mortality in Residential Aged Care was above the expected range. Excess mortality for the second half of the 2022 is yet to be finalised.

\*Updates to the mortality figures remain unchanged due to the department's transition to new data platforms.

<sup>5</sup> The Omicron outbreak start date has been redefined from late November 2021 to mid December 2021. Changes have been made to align reporting with the start date of Omicron published in the Department's external facing Epidemiology report.

<sup>6</sup> The Department is now accessing aged care deaths data from the SIEBEL dataset. Figures are live and subject to change. Source: Department of Health and Aged Care unpublished data / SIEBEL dataset.

**Figure 3: COVID-19 Deaths in Residential Aged Care Facilities overlaid with Community deaths**



### Workforce in active residential aged care outbreaks

As at 2 February 2024, workforce surge staff have filled a total of 187,686 shifts in aged care services, including 312 in the past 7 days. In the past 7 days (to 2 February 2024) surge workforce providers have assisted 23 residential aged care homes. These shifts include roles for GPs, nurses, care workers, allied health workers, executive and ancillary staff. This includes:

**Table 3: Workforce resources supplied to residential aged care facilities**

Workforce provider	Total Shifts	Previous 7 days
Recruitment, Consulting and Staffing Association	103,905	0
Healthcare Australia (Workforce Surge)	15,557	22
Healthcare Australia (NACER)	2,295	N/A
Mable	2,711	N/A
Aspen Medical	28,604	0
HealthX	30,558	290
Torrens	4,056	N/A

The Australian Defence Force provided support to a total of 542 residential aged care homes between February and September 2022. The ADF deployment ceased on 30 September 2022.

### Oral antiviral treatments

Distribution of the oral anti-viral Lagevrio (Molnupiravir) commenced on 6 February 2022 to all RACFs with outbreak sites prioritised for delivery. The National Medical Stockpile has deployed 48,269 treatment courses of Lagevrio (Molnupiravir) to aged care facilities.

92,911 prescriptions for Lagevrio (Molnupiravir) have been issued to residents in residential aged care facilities, with a further 8,841 prescriptions for Paxlovid (nirmatrelvir + ritonavir) also issued since 28 February 2022 and up to 11 January 2024.

\*Note: Oral antiviral data is only being updated monthly.

## Vaccination in Residential Aged Care Facilities

People living in residential aged care are a high priority for the Government's COVID-19 vaccination program.

Older age remains the biggest risk factor for severe COVID-19 disease. Vaccination offers added protection to help reduce the risk of severe illness or hospitalisation of aged care residents.

The department is working with both the aged care and primary care sectors to ensure residents have access to the COVID-19 vaccine. It continues to target support for residential aged care facilities to arrange COVID-19 vaccinations with local primary care providers such as GPs, community pharmacists and Aboriginal Community Controlled Health Services.

As at 31 January 2024:

- 69.3% of aged care residents have received a booster dose since 1 January 2023.
- 51.98 (30.4%) aged care residents received a booster dose in the last 6 months.
- 2,434 aged care residents reported to have received a vaccine dose in the last week

**Table 4: Aged care COVID-19 Booster Doses (data as at 31 January 2024)**

Jurisdiction	Received booster in last 6 months	
	Residents vaccinated	% of residents vaccinated
<b>National</b>	<b>51.9k</b>	<b>30.4%</b>
ACT	1.0k	45.92%
NSW	16.9k	30.8%
NT	<200	22.2%
QLD	10.1k	29.2%
SA	5k	33.4%
TAS	1.6k	40.1%
VIC	13.5k	30.5%
WA	3.7k	23.6%

Source: Matched Australian Immunisation Register (AIR) data of residents in permanent residential aged care.

For reporting accuracy, the total aged care resident population only includes residents who have been linked with their vaccination records. As residential aged care populations are fluid, the total population for vaccination are an estimate only and there is an administrative lag with the aged care recipient data which is linked to AIR data. Counts may fluctuate due to enhancements to data over time.

Key: k= thousand

## Infection control and audit

People living in residential aged care homes remain a high priority for the Government's COVID-19 vaccination program. The Department is continuing to communicate with both the aged care and primary care sectors, reinforcing the importance of uptake and promoting the 2023 booster dose via regular newsletters, bulletins, social media videos and webinars.

All aged care residents who have not had a COVID-19 vaccination, or a COVID-19 infection within the last 6 months, continue to be offered a 2023 booster dose. The added protection from vaccination is especially important for aged care residents and will help reduce the risk of severe illness or hospitalisation.

The Department continues to work with Primary Health Networks to support residential aged care homes across Australia to arrange COVID-19 vaccination in-reach clinics with local primary care providers such as GPs, pharmacists, and Aboriginal Community Controlled Health Services.

As at 1 February 2024, the Commission had conducted 5,996 ICM spot checks to observe infection control practices and PPE protocols in residential aged care facilities.

**Table 5: Total Quality Assessment and Monitoring Activities with residential services (including IPC), by type and month 1 March 2020 to 1 February 2024**

Regulatory Activities	2019-20 (1 Mar - 30 Jun 2020)	2020-21	2021-22	2022-23	2023-24	Total
					(to 1 Feb)	
Site visits	318	3,452	1,732	3,814	1,933	11,249
Non-site activities	3,709	8,381	6,665	1,413	320	20,488
Total activities	<b>4,027</b>	<b>11,833</b>	<b>8,397</b>	<b>5,227</b>	<b>2,253</b>	<b>31,737</b>

## Appendix 1: National residential aged care services with Active outbreaks COVID-19

Please note, information reported in this table has been directly reported to the Department of Health and Aged Care by residential aged care facilities. Total cases refers to all staff and resident cases associated with the active outbreak and may not reflect the count of currently active cases. Where numbers have been incorrectly reported, facilities are able to correct these in the COVID-19 Support Portal through My Aged Care. Where a facility is reporting less than six resident or staff cases or less than six deaths, data has been suppressed to protect the privacy of affected individuals (note that “n/p” indicates data is not provided to protect privacy).

Service Name	State	Resident Deaths	Resident Cases	Staff Cases	Total Incidents
<b>BaptistCare Griffith</b>	Australian Capital Territory	0	12	<6	n/p
<b>Calvary Haydon Retirement Community</b>	Australian Capital Territory	0	<6	<6	6
<b>Pines Living</b>	Australian Capital Territory	0	53	20	73
<b>Warrigal Hughes</b>	Australian Capital Territory	0	6	7	13
<b>ACDMA Aged Care Services</b>	New South Wales	0	<6	<6	<6
<b>Adina Care Cootamundra</b>	New South Wales	0	<6	9	n/p
<b>Anglicare Barry Marsh House</b>	New South Wales	0	<6	0	<6
<b>Annandale Grove Care Community</b>	New South Wales	0	15	<6	n/p
<b>Arcare Oatlands</b>	New South Wales	0	14	<6	n/p
<b>Ashfield Terrace Care Community</b>	New South Wales	0	13	<6	n/p
<b>Auburn Glen Care Community</b>	New South Wales	0	0	<6	<6
<b>Bayside Residential Aged Care Facility</b>	New South Wales	0	47	17	64
<b>Bethel Lodge</b>	New South Wales	0	12	<6	n/p
<b>Blacktown Terrace Care Community</b>	New South Wales	<6	30	10	40
<b>Bolton Clarke Cabrini</b>	New South Wales	0	<6	0	<6
<b>Buckland</b>	New South Wales	0	8	7	15
<b>Bupa Bankstown</b>	New South Wales	0	<6	<6	6
<b>Calvary Cessnock Retirement Community</b>	New South Wales	0	13	9	22
<b>Calvary Corymbia</b>	New South Wales	0	<6	0	<6
<b>Calvary Ryde Retirement Community - Mary Potter Residential Care</b>	New South Wales	0	9	<6	n/p
<b>Canterbury Place Care Community</b>	New South Wales	0	12	<6	n/p

Service Name	State	Resident Deaths	Resident Cases	Staff Cases	Total Incidents
Cardinal Stepinac Village	New South Wales	0	43	21	64
CASS Residential Aged Care Facility	New South Wales	0	0	<6	<6
Catholic Healthcare McQuoin Park	New South Wales	0	<6	<6	7
Catholic Healthcare Our Lady of Loreto Gardens	New South Wales	0	6	<6	n/p
Catholic Healthcare St John's Villa	New South Wales	0	<6	0	<6
Catholic Healthcare St Joseph's Aged Care	New South Wales	0	<6	0	<6
Catholic Healthcare St Peter's Lane Cove North	New South Wales	0	<6	<6	<6
Cedar Place Aged Care Facility	New South Wales	0	<6	<6	<6
Chiswick Manor Care Community	New South Wales	0	<6	<6	7
Coffs Harbour Legacy Nursing Home	New South Wales	0	8	6	14
Courtlands Aged Care Facility	New South Wales	0	<6	0	<6
Elizabeth Jenkins Place Aged Care Plus Centre	New South Wales	0	18	<6	n/p
Eloura	New South Wales	0	<6	<6	<6
Estia Health Bankstown	New South Wales	0	13	<6	n/p
Estia Health Bexley Park	New South Wales	0	42	13	55
Estia Health Blakehurst	New South Wales	0	<6	<6	7
Estia Health Camden	New South Wales	0	0	7	7
Estia Health Epping - The Poplars	New South Wales	0	13	<6	n/p
Estia Health Kilbride	New South Wales	0	47	9	56
Gallipoli Home	New South Wales	0	37	<6	n/p
Gillawarna Village	New South Wales	0	<6	0	<6
Goondee Aged Care Home	New South Wales	0	28	12	40
Grasmere Terrace	New South Wales	0	7	0	7
Hixson Gardens Aged Care Facility	New South Wales	0	<6	<6	<6
Huang Ying Jung Nursing Home	New South Wales	0	<6	<6	<6
Hunters Hill Montefiore Home	New South Wales	0	0	<6	<6
Imlay House	New South Wales	0	<6	<6	6
IRT Macarthur	New South Wales	0	12	<6	n/p

Service Name	State	Resident Deaths	Resident Cases	Staff Cases	Total Incidents
<b>Killarney Vale Care Community</b>	New South Wales	<6	39	29	68
<b>Lansdowne Aged Care Facility</b>	New South Wales	0	<6	<6	7
<b>Lansdowne Gardens</b>	New South Wales	0	<6	0	<6
<b>Leigh Place</b>	New South Wales	0	<6	<6	8
<b>Marsden Park Care Community</b>	New South Wales	0	<6	0	<6
<b>Mary Mackillop Hostel Carrington Retirement Village</b>	New South Wales	0	18	16	34
<b>Mona Vale View Care Community</b>	New South Wales	0	<6	<6	7
<b>Moran Kellyville</b>	New South Wales	0	38	22	60
<b>Moran Stockton</b>	New South Wales	0	<6	<6	<6
<b>Moran Sylvania</b>	New South Wales	0	22	<6	n/p
<b>Murray House</b>	New South Wales	0	18	6	24
<b>Narraweena Grove Care Community</b>	New South Wales	0	<6	<6	6
<b>Newmarch House</b>	New South Wales	0	<6	0	<6
<b>Oran Park House Aged Care Facility</b>	New South Wales	0	24	0	24
<b>Orange Grove Care Community</b>	New South Wales	0	8	<6	n/p
<b>Pathways Cronulla Pines</b>	New South Wales	0	9	<6	n/p
<b>Piper House</b>	New South Wales	0	<6	<6	7
<b>Regis Port Macquarie</b>	New South Wales	<6	21	<6	n/p
<b>Regis Port Stephens</b>	New South Wales	0	<6	0	<6
<b>S Antonio Da Padova Nursing Home</b>	New South Wales	0	0	9	9
<b>Scalabrini Village Allambie Heights</b>	New South Wales	0	<6	<6	6
<b>Scalabrini Village Griffith</b>	New South Wales	0	14	9	23
<b>Seven Hills Nursing Home</b>	New South Wales	0	<6	0	<6
<b>Southern Cross Care Nagle Residential Aged Care</b>	New South Wales	<6	<6	0	<6
<b>St Brigid's Green Maroubra</b>	New South Wales	0	<6	0	<6
<b>St Elizabeth Home</b>	New South Wales	0	<6	0	<6
<b>St Joseph's Aged Care Facility Kensington</b>	New South Wales	0	<6	0	<6
<b>St Lukes Nursing Home</b>	New South Wales	0	<6	<6	<6



Service Name	State	Resident Deaths	Resident Cases	Staff Cases	Total Incidents
<b>St Vincent's Care Services Auburn</b>	New South Wales	0	0	8	8
<b>The Maronite Sisters Of The Holy Family Village</b>	New South Wales	0	<6	0	<6
<b>The Whiddon Group - Kelso</b>	New South Wales	0	0	11	11
<b>The Willows Private Nursing Home Pty Ltd</b>	New South Wales	0	30	8	38
<b>Turrumurra House Nursing Home</b>	New South Wales	0	<6	0	<6
<b>Tweed River Care Community</b>	New South Wales	0	<6	<6	7
<b>Uniting Abrina Ashfield</b>	New South Wales	0	11	<6	n/p
<b>Uniting Eden</b>	New South Wales	0	10	7	17
<b>Uniting Edinglassie Emu Plains</b>	New South Wales	0	11	<6	n/p
<b>Uniting Elanora Shellharbour</b>	New South Wales	0	6	<6	n/p
<b>Uniting Farmborough Unanderra</b>	New South Wales	0	<6	0	<6
<b>Uniting Griffith</b>	New South Wales	0	0	<6	<6
<b>Uniting Hawkesbury Richmond</b>	New South Wales	0	<6	<6	<6
<b>Uniting Narla Belmont North</b>	New South Wales	0	6	<6	n/p
<b>Uniting The Marion Leichhardt</b>	New South Wales	0	8	0	8
<b>Wallarrah Point Care Community</b>	New South Wales	0	<6	0	<6
<b>Warrigal Care Bundanoon</b>	New South Wales	0	<6	0	<6
<b>Warrigal Care Queanbeyan</b>	New South Wales	0	<6	0	<6
<b>Warrina Village Hostel</b>	New South Wales	<6	13	0	13
<b>Windermere Aged Care Facility</b>	New South Wales	0	<6	<6	<6
<b>Woodberry Village</b>	New South Wales	<6	12	<6	n/p
<b>Yallabee Lodge</b>	New South Wales	0	<6	<6	<6
<b>Yallaroo</b>	New South Wales	0	20	13	33
<b>Terrace Gardens</b>	Northern Territory	0	18	<6	n/p
<b>Aloaka Care Centre</b>	Queensland	0	<6	<6	<6
<b>Anam Cara</b>	Queensland	0	0	<6	<6
<b>Anglicare SQ Abri Home for the Aged</b>	Queensland	0	<6	<6	6
<b>Arcare Eight Mile Plains</b>	Queensland	<6	32	7	39

Service Name	State	Resident Deaths	Resident Cases	Staff Cases	Total Incidents
<b>Arcare Parkwood</b>	Queensland	0	8	<6	n/p
<b>Arcare Slacks Creek</b>	Queensland	0	7	<6	n/p
<b>Aspley Aged Care</b>	Queensland	0	<6	<6	6
<b>Beuaraba Lodge</b>	Queensland	0	8	<6	n/p
<b>Blue Care Brassall Aged Care Facility</b>	Queensland	0	13	7	20
<b>Blue Care Capricorn Aged Care Facility</b>	Queensland	0	12	16	28
<b>Blue Care Gladstone Edenvale Aged Care Facility</b>	Queensland	0	<6	<6	7
<b>Blue Care Hollingsworth Elders Village</b>	Queensland	0	18	10	28
<b>Blue Care Maleny Erowal Aged Care Facility</b>	Queensland	0	<6	<6	<6
<b>Blue Care Warana Beachwood Aged Care Facility</b>	Queensland	0	<6	<6	7
<b>Bolton Clarke Cazna Gardens</b>	Queensland	0	0	<6	<6
<b>Broadwater Grove Care Community</b>	Queensland	0	<6	<6	<6
<b>Bupa Glenvale</b>	Queensland	0	25	8	33
<b>Calamvale Parklands Care Community</b>	Queensland	<6	10	9	19
<b>Calvary Noosa</b>	Queensland	0	<6	0	<6
<b>Camp Hill Aged Care</b>	Queensland	0	<6	6	n/p
<b>Carinity Cedarbrook</b>	Queensland	0	0	<6	<6
<b>Carinya Home For The Aged</b>	Queensland	<6	43	28	71
<b>Carramar Aged Care</b>	Queensland	0	<6	<6	6
<b>Churches of Christ Brig-o-doon Aged Care Service</b>	Queensland	0	31	16	47
<b>Churches of Christ Marana Gardens Aged Care Service</b>	Queensland	0	8	<6	n/p
<b>Edge Hill Orchards</b>	Queensland	0	8	<6	n/p
<b>Estia Health Hervey Bay</b>	Queensland	<6	71	20	91
<b>Estia Health Maroochydore</b>	Queensland	0	8	0	8
<b>Estia Health Mudgeeraba</b>	Queensland	0	<6	12	n/p
<b>Forest Lake Lodge</b>	Queensland	0	13	7	20
<b>Garden City Retirement Home</b>	Queensland	0	9	8	17
<b>Holland Park Aged Care</b>	Queensland	0	7	<6	n/p

Service Name	State	Resident Deaths	Resident Cases	Staff Cases	Total Incidents
Lutheran Services - Orana	Queensland	0	<6	<6	<6
Magnolia Aged Care Coomera	Queensland	<6	29	18	47
Maryborough Community Aged Care	Queensland	0	7	<6	n/p
Morayfield Grove Care Community	Queensland	0	13	19	32
Murroona Gardens	Queensland	0	<6	7	n/p
Nanyima Aged Care	Queensland	0	<6	0	<6
New Auckland Place	Queensland	0	43	17	60
NewDirection Care at Bellmere	Queensland	0	6	8	14
Oxley Grove Care Community	Queensland	0	27	15	42
Ozcare - Hervey Bay	Queensland	0	<6	<6	6
Ozcare Innisfail	Queensland	0	<6	<6	6
Ozcare Magdalene Villa Aged Care Facility	Queensland	0	10	<6	n/p
Ozcare Parkwood Gardens	Queensland	0	<6	<6	7
Ozcare Sarina Aged Care	Queensland	0	<6	<6	<6
Ozcare Villa Vincent	Queensland	<6	12	7	19
Palm Lake Care Toowoomba	Queensland	0	6	<6	n/p
Parklands Aged Care Facility & Retirement Village	Queensland	0	<6	<6	<6
Parkview	Queensland	<6	15	<6	n/p
Pyramid Residential Care Centre	Queensland	<6	22	22	44
Regis Bulimba	Queensland	0	23	<6	n/p
Regis Sandgate - Griffith	Queensland	0	<6	<6	6
Regis The Gap	Queensland	0	20	<6	n/p
Regis Wynnum	Queensland	0	<6	<6	6
Residency by Dillons Tin Can Bay	Queensland	0	8	<6	n/p
Seabrae Manor	Queensland	0	<6	0	<6
Sinnamon Village - Kentish Court	Queensland	0	<6	0	<6
Sinnamon Village - Knowles Court	Queensland	0	19	<6	n/p
Sinnamon Village - Reid Court	Queensland	0	17	8	25

Service Name	State	Resident Deaths	Resident Cases	Staff Cases	Total Incidents
<b>Southern Cross Care Raceview - St Mary's</b>	Queensland	0	<6	<6	6
<b>Springwood Terrace Care Community</b>	Queensland	0	6	0	6
<b>St Luke's Green Residential Care</b>	Queensland	0	<6	<6	<6
<b>St Paul de Chartres Residential Aged Care</b>	Queensland	0	0	15	15
<b>St Vincent's Care Corinda</b>	Queensland	0	<6	<6	7
<b>St Vincent's Care Services Toowoomba - Hostel</b>	Queensland	0	27	9	36
<b>Sunnycare Residential</b>	Queensland	0	<6	0	<6
<b>Sunnymeade Park Aged Care Community</b>	Queensland	0	6	10	16
<b>The Good Shepherd Nursing Home</b>	Queensland	0	12	14	26
<b>Varsity Views Care Community</b>	Queensland	<6	56	26	82
<b>ACH Group Residential Care - Highercombe</b>	South Australia	0	0	<6	<6
<b>ACH Group Residential Care - Kapara</b>	South Australia	0	<6	<6	<6
<b>ACH Group Residential Care - Yankalilla Centre</b>	South Australia	0	<6	<6	<6
<b>Alwyndor Aged Care</b>	South Australia	0	<6	<6	<6
<b>AnglicareSA Trott Park</b>	South Australia	0	<6	8	n/p
<b>Bene Aged Care - The Italian Village</b>	South Australia	0	<6	0	<6
<b>Bethsalem Care</b>	South Australia	0	7	<6	n/p
<b>Bupa Morphettville</b>	South Australia	0	16	6	22
<b>Calvary Flora McDonald Retirement Community</b>	South Australia	0	20	<6	n/p
<b>Disability SA Northgate</b>	South Australia	0	0	<6	<6
<b>Eldercare Hope Valley</b>	South Australia	0	<6	<6	<6
<b>Estia Health Burton</b>	South Australia	0	18	<6	n/p
<b>Estia Health Golden Grove</b>	South Australia	<6	19	12	31
<b>Everard Park Care Community</b>	South Australia	0	30	<6	n/p
<b>Fullarton Lutheran Homes</b>	South Australia	0	<6	0	<6
<b>Gawler Grande Views</b>	South Australia	0	<6	0	<6
<b>Hahndorf Residential Care Services</b>	South Australia	<6	25	6	31
<b>Helping Hand Aged Care - Golden Grove</b>	South Australia	<6	25	9	34

Service Name	State	Resident Deaths	Resident Cases	Staff Cases	Total Incidents
<b>Helping Hand Aged Care - Ingle Farm</b>	South Australia	0	<6	<6	<6
<b>Kalyra Woodcroft Aged Care</b>	South Australia	0	<6	<6	7
<b>Klemzig Residential Care Services</b>	South Australia	0	<6	<6	<6
<b>Lerwin Nursing Home</b>	South Australia	0	<6	<6	<6
<b>LHI Glynde</b>	South Australia	0	34	<6	n/p
<b>Oakden Green</b>	South Australia	0	<6	<6	6
<b>Oakfield Lodge Residential Care</b>	South Australia	0	15	<6	n/p
<b>Parkview Aged Care</b>	South Australia	0	<6	<6	8
<b>Resthaven Malvern</b>	South Australia	0	9	<6	n/p
<b>Resthaven Mount Gambier</b>	South Australia	0	<6	0	<6
<b>The Pines Lodge Residential Care</b>	South Australia	0	<6	0	<6
<b>Wakefield Aged Care Service</b>	South Australia	0	8	7	15
<b>Warrina Crescent Residential Aged Care</b>	South Australia	0	8	<6	n/p
<b>Wheatfields Incorporated</b>	South Australia	0	<6	<6	<6
<b>Corumbene Hostel</b>	Tasmania	0	22	14	36
<b>Grenoch Home</b>	Tasmania	0	0	<6	<6
<b>Hawthorn Village</b>	Tasmania	0	<6	<6	<6
<b>Mount Esk Aged Care</b>	Tasmania	0	25	23	48
<b>Uniting AgeWell Ningana</b>	Tasmania	0	6	8	14
<b>Wellington Views</b>	Tasmania	0	6	<6	n/p
<b>Alan David Lodge</b>	Victoria	0	<6	0	<6
<b>Arcare Knox</b>	Victoria	<6	10	<6	n/p
<b>Arcare Maidstone</b>	Victoria	0	<6	0	<6
<b>Baptcare Coasthaven Community</b>	Victoria	<6	16	<6	n/p
<b>Baptcare The Orchards Community</b>	Victoria	0	16	7	23
<b>Baptcare Wattle Grove Community</b>	Victoria	0	<6	<6	<6
<b>Baptcare Wyndham Lodge Community</b>	Victoria	0	9	<6	n/p
<b>Belvedere Aged Care</b>	Victoria	0	6	0	6

Service Name	State	Resident Deaths	Resident Cases	Staff Cases	Total Incidents
Calvary George Vowell	Victoria	0	<6	<6	6
CCSSCI - On Luck Chinese Nursing Home	Victoria	0	8	11	19
Cyril Jewell House	Victoria	0	7	<6	n/p
Doutta Galla Avondale Heights Aged Care Facility	Victoria	0	40	<6	n/p
Estia Health Benalla (Thomas St)	Victoria	0	0	<6	<6
Estia Health Grovedale	Victoria	0	<6	0	<6
Estia Health Keysborough	Victoria	0	<6	<6	<6
Estia Health Ringwood	Victoria	0	<6	<6	<6
Estia Health Werribee	Victoria	0	<6	<6	<6
Faversham House	Victoria	0	16	<6	n/p
Highton Gardens Care Community	Victoria	0	0	<6	<6
Keilor East Manor Care Community	Victoria	0	<6	0	<6
Kew Gardens Aged Care	Victoria	0	<6	0	<6
Kirkbrae Kilsyth Nursing Home	Victoria	0	18	9	27
Lakes Entrance Care Community	Victoria	0	0	<6	<6
Liferview Argyle Court	Victoria	0	12	7	19
Lorne Nursing Home	Victoria	0	<6	0	<6
Luson Eden Park	Victoria	0	10	<6	n/p
Mallee Track - Sea Lake MPS	Victoria	0	<6	<6	<6
McKellar Centre	Victoria	<6	23	6	29
Melbourne Hebrew Memorial Nursing Home	Victoria	<6	23	<6	n/p
Mercy Place Dandenong	Victoria	0	<6	0	<6
Mercy Place Lynbrook	Victoria	0	<6	<6	<6
Mercy Place Wyndham	Victoria	<6	10	0	10
Mooroopna Place Residential Aged Care Service	Victoria	0	<6	0	<6
Moran Roxburgh Park	Victoria	0	6	0	6
Morrie Evans Wing Nursing Home	Victoria	0	<6	0	<6
Nazareth House Ballarat	Victoria	0	<6	<6	<6

Service Name	State	Resident Deaths	Resident Cases	Staff Cases	Total Incidents
<b>Noble Gardens Residential Aged Care</b>	Victoria	0	22	0	22
<b>Ocean Mist Aged Care</b>	Victoria	0	<6	0	<6
<b>Omeo District Health</b>	Victoria	0	<6	0	<6
<b>Park Lane Croydon</b>	Victoria	0	<6	0	<6
<b>Rathdowne Place</b>	Victoria	0	<6	0	<6
<b>Regis Alawarra Lodge</b>	Victoria	0	12	8	20
<b>Regis Brighton</b>	Victoria	0	<6	<6	<6
<b>Regis Inala Lodge</b>	Victoria	0	8	<6	n/p
<b>Regis Ontario</b>	Victoria	0	16	6	22
<b>Regis Sandringham</b>	Victoria	0	<6	0	<6
<b>Regis Sunraysia</b>	Victoria	0	<6	<6	<6
<b>Salisbury House Nursing Home</b>	Victoria	0	<6	<6	7
<b>St Paul's Hostel for the Elderly</b>	Victoria	0	<6	<6	6
<b>St Vincent's Care Services Kew</b>	Victoria	0	<6	0	<6
<b>St Vincent's Care Services Werribee</b>	Victoria	0	<6	<6	<6
<b>Sunnyside Lutheran Retirement Village</b>	Victoria	0	<6	<6	<6
<b>The Lakes Hostel</b>	Victoria	0	<6	8	n/p
<b>TriCare Williams Landing Aged Care Residence</b>	Victoria	0	13	<6	n/p
<b>Twin Parks Aged Care Centre</b>	Victoria	0	8	<6	n/p
<b>Uniting AgeWell Strathdon Community</b>	Victoria	0	37	0	37
<b>Villa Maria Catholic Homes Shanagolden Aged Care Residence</b>	Victoria	0	12	<6	n/p
<b>Waverley Valley Care Community</b>	Victoria	0	14	<6	n/p
<b>Aegis Balmoral</b>	Western Australia	0	<6	<6	<6
<b>Aegis Stirling</b>	Western Australia	0	52	14	66
<b>Bethanie Dalyellup</b>	Western Australia	0	<6	<6	<6
<b>Bethanie Fields</b>	Western Australia	0	<6	0	<6
<b>Brightwater Birralee</b>	Western Australia	0	0	<6	<6
<b>Brightwater The Cove</b>	Western Australia	0	19	16	35

Service Name	State	Resident Deaths	Resident Cases	Staff Cases	Total Incidents
<b>Frank Prendergast House</b>	Western Australia	0	<6	0	<6
<b>Gordon Lodge</b>	Western Australia	0	<6	0	<6
<b>Italian Village Fremantle</b>	Western Australia	0	<6	<6	<6
<b>Joseph Cooke House</b>	Western Australia	0	12	<6	n/p
<b>Juniper Bethshan</b>	Western Australia	0	<6	0	<6
<b>Little Sisters of the Poor Glendalough Home</b>	Western Australia	0	<6	<6	<6
<b>Marine Views Cottesloe</b>	Western Australia	0	0	17	17
<b>MercyCare Joondalup</b>	Western Australia	0	<6	<6	<6
<b>Midland Nursing Home</b>	Western Australia	0	11	7	18
<b>MYVISTA Balcatta</b>	Western Australia	0	28	30	58
<b>Plantagenet MPS</b>	Western Australia	0	6	<6	n/p
<b>Riversea Mosman Park</b>	Western Australia	0	12	6	18
<b>Rosewood Care Leederville</b>	Western Australia	0	28	7	35
<b>Treeby Parklands Care Community</b>	Western Australia	0	26	10	36