



COVID-19 outbreaks in Australian residential aged care facilities

National snapshot

As at 8:00 am 25 January 2024 there are 2,494 active COVID-19 cases in 347 active outbreaks in residential aged care facilities across Australia. There have been 122 new outbreaks, 23 new resident deaths and 2,183 combined new resident and staff cases reported since 18 January 2024.

Table 1: Aged Care COVID-19 data as at 8.00am 25 January 2024¹

Category	Active ²	Previous 7 days	Cumulative Total	Previous 7 days
Outbreaks ³	347	-62	18,842	122
Residential Aged Care Facilities affected	347	-62	2,861	1
Resident Cases ⁴	1,750	-369	180,664	1,514
Resident Deaths	N/A	N/A	6,241	23
Staff Cases	744	-322	102,358	669

Residential aged care homes with active outbreaks are included in Appendix 1.

Table 2: Overview of Active Outbreaks in Australia

	ACT	NSW	NT	QLD	SA	TAS	VIC	WA	Total
Total Facilities with outbreaks	3	121	0	72	36	8	78	29	347
Total number of active resident cases	42	691	0	337	186	26	324	144	1,750
Total number of active staff cases	11	284	0	196	73	15	111	54	744
Total Outbreaks Opened in Previous 7 Days	1	41	0	27	16	3	29	5	122
Total Outbreaks Closed in Previous 7 Days	1	70	0	32	12	5	43	21	184

¹ Outbreak opening and closure includes changes in the status of exposure sites to outbreaks (and vice versa), which are applied retrospectively to facility records. New case information can also change the status of a recovered site back to an active outbreak site. As a result, changes in active outbreak status may not align with day on day variations to active totals. These adjustments will also affect the number of cases in staff and residents reported each week.

² Active residents and staff cases are the total currently positive cases in active outbreaks

³ An outbreak is considered to be active pending advice from the relevant Public Health Unit. An outbreak is defined as at least 1 positive case in a resident or 2+ cases in staff.

⁴ Case numbers and numbers of deaths are dependent upon reporting from facilities and validation of deaths from state and territory governments. This is subject to change as further information is provided.

Figure 1: National Outbreak Trends in Aged Care

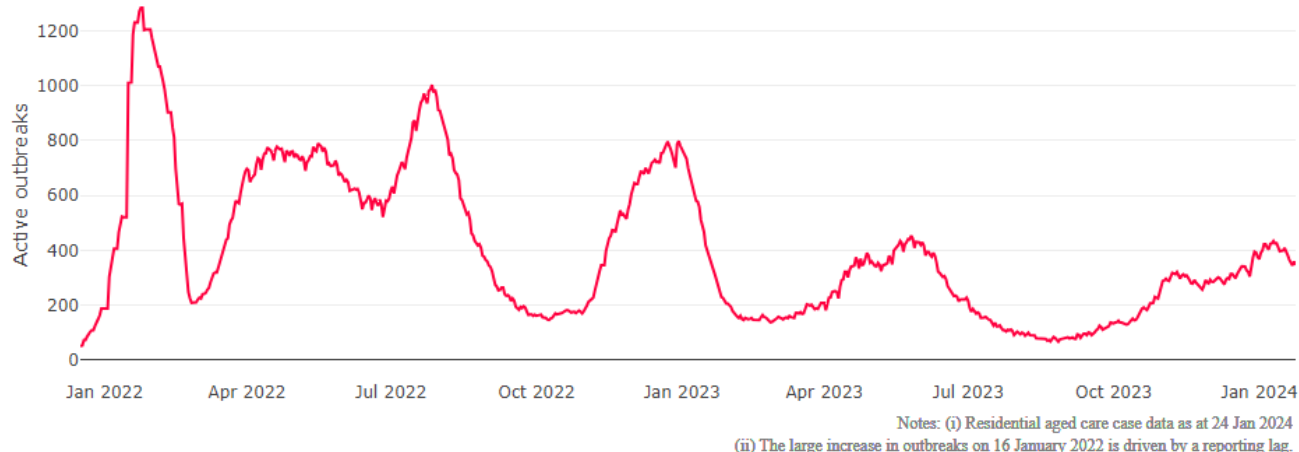
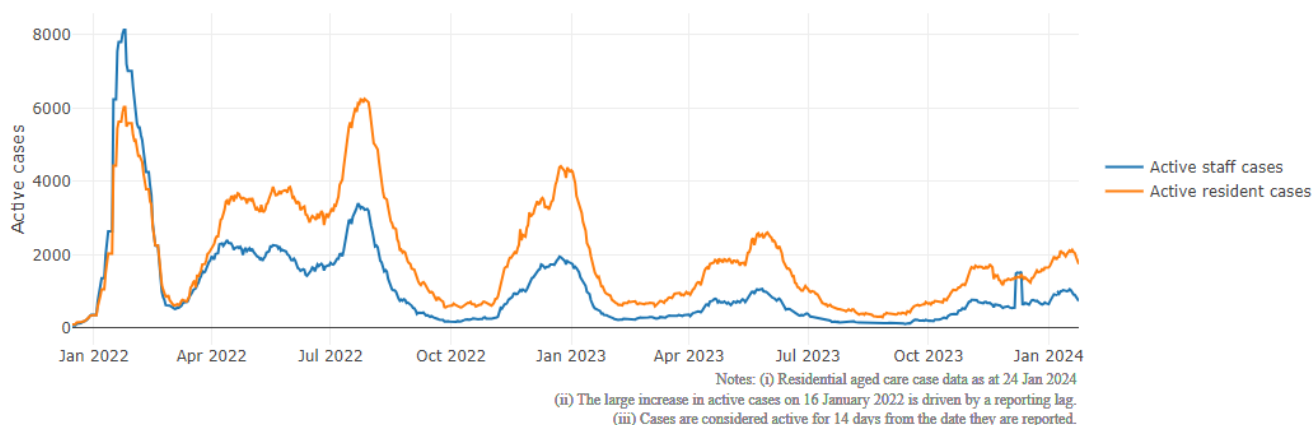


Figure 2: Trends in Aged Care Cases – December 2021 to Present



Mortality

For the period of 1 July 2023 to 11 November 2023, COVID-19 is recorded as the cause of death in 1.3 percent of all deaths in permanent residents in aged care facilities.

Since the beginning of the Omicron outbreak in mid December⁵ 2021, there have been 115,364 deaths in residential aged care from all causes (report period from 15 December 2021 to 11 November 2023)⁶. COVID-19 deaths account for 4.4 percent of this figure.

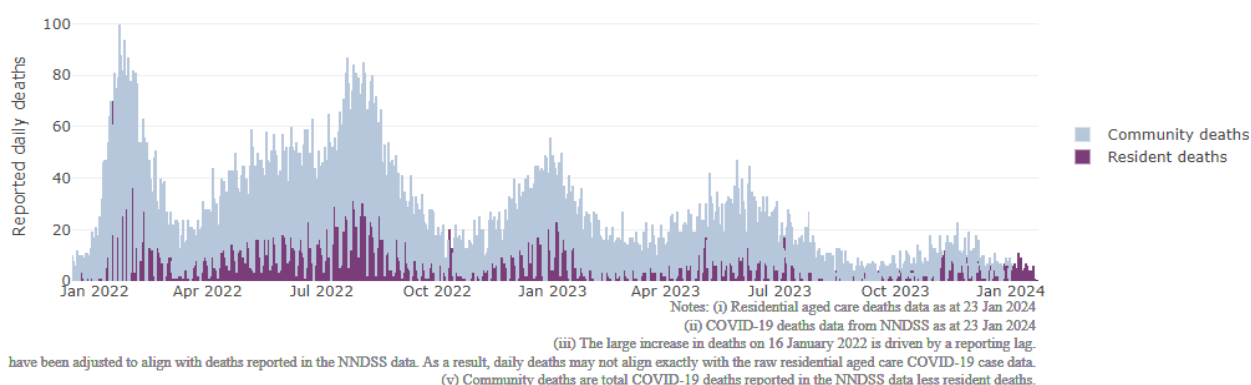
Over the course of the pandemic, all-cause excess mortality in Residential Aged Care was below expected numbers in 2020, and within expected range in 2021. In the first half of 2022, all-cause excess mortality in Residential Aged Care was above the expected range. Excess mortality for the second half of the 2022 is yet to be finalised.

*Updates to the mortality figures remain unchanged due to the department's transition to new data platforms.

⁵ The Omicron outbreak start date has been redefined from late November 2021 to mid December 2021. Changes have been made to align reporting with the start date of Omicron published in the Department's external facing Epidemiology report.

⁶ The Department is now accessing aged care deaths data from the SIEBEL dataset. Figures are live and subject to change. Source: Department of Health and Aged Care unpublished data / SIEBEL dataset.

Figure 3: COVID-19 Deaths in Residential Aged Care Facilities overlaid with Community deaths



Workforce in active residential aged care outbreaks

As at 25 January 2024, workforce surge staff have filled a total of 187,374 shifts in aged care services, including 368 in the past 7 days. In the past 7 days (to 25 January 2024) surge workforce providers have assisted 28 residential aged care homes. These shifts include roles for GPs, nurses, care workers, allied health workers, executive and ancillary staff. This includes:

Table 3: Workforce resources supplied to residential aged care facilities*

Workforce provider	Total Shifts	Previous 7 days
Recruitment, Consulting and Staffing Association	103,905	0
Healthcare Australia (Workforce Surge)	15,534	53
Healthcare Australia (NACER)	2,295	N/A
Mable	2,711	N/A
Aspen Medical	28,604	47
HealthX	30,268	268
Torrens	4,056	N/A

*This week's workforce figures remain unchanged due to delayed reporting from providers over the new year period.

The Australian Defence Force provided support to a total of 542 residential aged care homes between February and September 2022. The ADF deployment ceased on 30 September 2022.

Oral antiviral treatments

Distribution of the oral anti-viral Lagevrio (Molnupiravir) commenced on 6 February 2022 to all RACFs with outbreak sites prioritised for delivery. The National Medical Stockpile has deployed 48,269 treatment courses of Lagevrio (Molnupiravir) to aged care facilities.

92,911 prescriptions for Lagevrio (Molnupiravir) have been issued to residents in residential aged care facilities, with a further 8,841 prescriptions for Paxlovid (nirmatrelvir + ritonavir) also issued since 28 February 2022 and up to 11 January 2024.

*Note: Oral antiviral data is only being updated monthly.

Vaccination in Residential Aged Care Facilities

People living in residential aged care are a high priority for the Government's COVID-19 vaccination program.

Older age remains the biggest risk factor for severe COVID-19 disease. Vaccination offers added protection to help reduce the risk of severe illness or hospitalisation of aged care residents.

The department is working with both the aged care and primary care sectors to ensure residents have access to the COVID-19 vaccine. It continues to target support for residential aged care facilities to arrange COVID-19 vaccinations with local primary care providers such as GPs, community pharmacists and Aboriginal Community Controlled Health Services.

As at 24 January 2024:

- 69.0% of aged care residents have received a booster dose since 1 January 2023.
- 51.8k (30.3%) aged care residents received a booster dose in the last 6 months.
- 2,814 aged care residents received a vaccine dose in the last week.

Table 4: Aged care COVID-19 Booster Doses (data as at 24 January 2024)

Jurisdiction	Received booster in last 6 months	
	Residents vaccinated	% of residents vaccinated
National	51.8k	30.3%
ACT	0.9k	42.5%
NSW	16.9k	30.7%
NT	<200	26.9%
QLD	10.1k	29.2%
SA	5k	33.5%
TAS	1.6k	39.6%
VIC	13.5k	30.5%
WA	3.7k	24.2%

Source: Matched Australian Immunisation Register (AIR) data of residents in permanent residential aged care.

For reporting accuracy, the total aged care resident population only includes residents who have been linked with their vaccination records. As residential aged care populations are fluid, the total population for vaccination are an estimate only and there is an administrative lag with the aged care recipient data which is linked to AIR data. Counts may fluctuate due to enhancements to data over time.

Key: k= thousand

Infection control and audit

People living in residential aged care homes remain a high priority for the Government's COVID-19 vaccination program. The Department is continuing to communicate with both the aged care and primary care sectors, reinforcing the importance of uptake and promoting the 2023 booster dose via regular newsletters, bulletins, social media videos and webinars.

All aged care residents who have not had a COVID-19 vaccination, or a COVID-19 infection within the last 6 months, continue to be offered a 2023 booster dose. The added protection from vaccination is especially important for aged care residents and will help reduce the risk of severe illness or hospitalisation.

The Department continues to work with Primary Health Networks to support residential aged care homes across Australia to arrange COVID-19 vaccination in-reach clinics with local primary care providers such as GPs, pharmacists, and Aboriginal Community Controlled Health Services.

As at 25 January 2024, the Commission had conducted 5,988 ICM spot checks to observe infection control practices and PPE protocols in residential aged care facilities.

Table 5: Total Quality Assessment and Monitoring Activities with residential services (including IPC), by type and month 1 March 2020 to 25 January 2024

Regulatory Activities	2019-20 (1 Mar - 30 Jun 2020)	2020-21	2021-22	2022-23	2023-24 (to 25 Jan)	Total
	Site visits	318	3,452	1,732	3,814	1,886
Non-site activities	3,709	8,381	6,665	1,413	314	20,482
Total activities	4,027	11,833	8,397	5,227	2,200	31,684

Appendix 1: National residential aged care services with Active outbreaks COVID-19

Please note, information reported in this table has been directly reported to the Department of Health and Aged Care by residential aged care facilities. Total cases refers to all staff and resident cases associated with the active outbreak and may not reflect the count of currently active cases. Where numbers have been incorrectly reported, facilities are able to correct these in the COVID-19 Support Portal through My Aged Care. Where a facility is reporting less than six resident or staff cases or less than six deaths, data has been suppressed to protect the privacy of affected individuals (note that “n/p” indicates data is not provided to protect privacy).

Service Name	State	Resident Deaths	Resident Cases	Staff Cases	Total Incidents
BaptistCare Griffith	Australian Capital Territory	0	10	<6	n/p
Pines Living	Australian Capital Territory	0	48	19	67
Warrigal Hughes	Australian Capital Territory	0	<6	<6	n/p
A H Orr Lodge	New South Wales	0	<6	<6	<6
ACDMA Aged Care Services	New South Wales	0	<6	<6	<6
Adina Care Cootamundra	New South Wales	0	<6	<6	6
Annandale Grove Care Community	New South Wales	0	11	<6	n/p
Arcare Oatlands	New South Wales	0	14	<6	n/p
Ashfield Terrace Care Community	New South Wales	0	<6	<6	<6
Bankstown Terrace Care Community	New South Wales	0	6	6	12
Bayside Residential Aged Care Facility	New South Wales	0	47	17	64
Bernard Chan Nursing Home	New South Wales	0	36	12	48
Bethel Lodge	New South Wales	0	12	<6	n/p
Blacktown Nursing Home	New South Wales	0	<6	<6	<6
Blacktown Terrace Care Community	New South Wales	<6	22	<6	n/p
Bolton Clarke Willowdale	New South Wales	0	<6	0	<6
Booroongen Djugun Limited	New South Wales	0	<6	0	<6
Boronia House	New South Wales	0	13	<6	n/p
Bossley Parkside Care Community	New South Wales	0	15	<6	n/p
Brother Alberts Home	New South Wales	0	6	<6	n/p
Buckland	New South Wales	0	<6	<6	6
Bupa Ashbury	New South Wales	0	13	0	13
Bupa North Rocks	New South Wales	0	0	10	10

Service Name	State	Resident Deaths	Resident Cases	Staff Cases	Total Incidents
Calvary Cessnock Retirement Community	New South Wales	0	8	7	15
Calvary Muswellbrook Retirement Community	New South Wales	0	<6	0	<6
Calvary Ryde Retirement Community - Mary Potter Residential Care	New South Wales	0	9	<6	n/p
Canterbury Place Care Community	New South Wales	0	<6	<6	<6
Cardinal Stepinac Village	New South Wales	0	43	21	64
Catholic Healthcare Our Lady of Loreto Gardens	New South Wales	0	6	<6	n/p
Catholic Healthcare St John's Villa	New South Wales	0	<6	0	<6
Cedar Place Aged Care Facility	New South Wales	0	<6	<6	<6
Chiswick Manor Care Community	New South Wales	0	<6	<6	<6
Coffs Harbour Legacy Nursing Home	New South Wales	0	8	6	14
Cooee Lodge	New South Wales	0	13	<6	n/p
Elizabeth Jenkins Place Aged Care Plus Centre	New South Wales	0	18	<6	n/p
Eloura	New South Wales	0	<6	<6	<6
Estia Health Bankstown	New South Wales	0	8	<6	n/p
Estia Health Bexley Park	New South Wales	0	39	11	50
Estia Health Blakehurst	New South Wales	0	<6	<6	6
Estia Health Camden	New South Wales	0	0	<6	<6
Estia Health Epping - The Poplars	New South Wales	0	11	<6	n/p
Estia Health Kilbride	New South Wales	0	20	<6	n/p
Estia Health Manly Vale	New South Wales	0	<6	6	n/p
Estia Health Merrylands	New South Wales	0	<6	<6	<6
Estia Health Ryde	New South Wales	0	0	<6	<6
Estia Health Taree	New South Wales	0	31	11	42
Fitzgerald Memorial Aged Care Facility Limited	New South Wales	0	8	<6	n/p
Gallipoli Home	New South Wales	0	23	<6	n/p
Glenmore Park Care Community	New South Wales	0	14	0	14
Goondee Aged Care Home	New South Wales	0	7	0	7
Guildford Nursing Home	New South Wales	0	8	<6	n/p

Service Name	State	Resident Deaths	Resident Cases	Staff Cases	Total Incidents
HammondCare - Darlinghurst	New South Wales	0	9	<6	n/p
HammondCare - Erina	New South Wales	0	12	9	21
Haydays Retirement Hostel	New South Wales	0	<6	<6	<6
Heritage Botany	New South Wales	0	45	9	54
Heritage Illawong	New South Wales	0	<6	0	<6
Heritage Kingswood	New South Wales	0	14	<6	n/p
Highfields Manor Port Macquarie	New South Wales	0	<6	0	<6
Hixson Gardens Aged Care Facility	New South Wales	0	<6	<6	<6
Hunters Hill Montefiore Home	New South Wales	0	9	11	20
IRT Dalmeny	New South Wales	<6	16	13	29
IRT Macarthur	New South Wales	0	12	<6	n/p
IRT William Beach Gardens	New South Wales	0	19	7	26
IRT Woonona	New South Wales	0	15	11	26
James Milson Village Woolwich	New South Wales	0	24	7	31
Juliana Village	New South Wales	0	<6	<6	n/p
Killara Glades Care Community	New South Wales	0	0	<6	<6
Killarney Vale Care Community	New South Wales	<6	39	29	68
Lansdowne Aged Care Facility	New South Wales	0	<6	<6	7
Lansdowne Gardens	New South Wales	0	<6	0	<6
Leigh Place	New South Wales	0	<6	<6	<6
Mark Moran at Little Bay	New South Wales	0	<6	<6	6
Maroba Nursing Home	New South Wales	0	13	7	20
Marsden Park Care Community	New South Wales	0	<6	0	<6
Mary Mackillop Hostel Carrington Retirement Village	New South Wales	0	10	14	24
Mona Vale View Care Community	New South Wales	0	<6	<6	7
Moran Kellyville	New South Wales	0	38	22	60
Murray House	New South Wales	0	7	<6	n/p
Narraweena Grove Care Community	New South Wales	0	<6	<6	<6
Newmarch House	New South Wales	0	<6	0	<6

Service Name	State	Resident Deaths	Resident Cases	Staff Cases	Total Incidents
Oran Park House Aged Care Facility	New South Wales	0	24	0	24
Peakhurst Nursing Home	New South Wales	0	30	10	40
Pemulwuy Aged Care	New South Wales	0	7	<6	n/p
Peninsula Villages Ltd	New South Wales	0	8	<6	n/p
Presbyterian Aged Care - Ashfield	New South Wales	0	<6	<6	n/p
Randwick Montefiore Home	New South Wales	0	37	33	70
Regis Hurstville	New South Wales	0	20	8	28
Regis Port Macquarie	New South Wales	<6	21	<6	n/p
S Antonio Da Padova Nursing Home	New South Wales	0	0	8	8
Scalabrini Village Allambie Heights	New South Wales	0	<6	<6	<6
Scalabrini Village Griffith	New South Wales	0	6	<6	n/p
Scalabrini Village Nursing Home (Bexley)	New South Wales	0	<6	0	<6
Southern Cross Care Thornton Park	New South Wales	0	7	<6	n/p
St Andrew's Village Ballina	New South Wales	0	0	8	8
St Elizabeth Home	New South Wales	0	<6	0	<6
St Joseph's Aged Care Facility Kensington	New South Wales	0	<6	0	<6
St Vincent's Care Services Auburn	New South Wales	0	0	8	8
St Vincent's Care Services Haberfield	New South Wales	0	0	<6	<6
Stanmore Place Care Community	New South Wales	0	<6	<6	7
The Maronite Sisters Of The Holy Family Village	New South Wales	0	<6	0	<6
The Shoreline	New South Wales	0	<6	<6	8
The Whiddon Group - Glenfield	New South Wales	0	9	<6	n/p
The Whiddon Group - Kelso	New South Wales	0	0	10	10
The Whiddon Group - Maclean	New South Wales	0	6	<6	n/p
The Willows Private Nursing Home Pty Ltd	New South Wales	0	22	<6	n/p
Thomas and Rosetta Agst Aged Care Facility	New South Wales	0	<6	<6	<6
Tingira Hills Care Community	New South Wales	0	<6	<6	6
Tweed River Care Community	New South Wales	0	<6	0	<6
Uniting Abrina Ashfield	New South Wales	0	11	<6	n/p

Service Name	State	Resident Deaths	Resident Cases	Staff Cases	Total Incidents
Uniting Eden	New South Wales	0	10	7	17
Uniting Edinglassie Emu Plains	New South Wales	0	11	<6	n/p
Uniting Elanora Shellharbour	New South Wales	0	6	<6	n/p
Uniting Garden Suburb	New South Wales	0	15	6	21
Uniting Koombahla Elermore Vale	New South Wales	0	<6	0	<6
Uniting Lindsay Gardens Hamilton	New South Wales	0	10	<6	n/p
Uniting Narla Belmont North	New South Wales	0	6	<6	n/p
Wagga Wagga Community Aged Care	New South Wales	0	<6	<6	7
Wahroonga House	New South Wales	0	<6	0	<6
Warrigal Care Queanbeyan	New South Wales	0	<6	0	<6
Willandra Residential Aged Care Facility	New South Wales	0	27	<6	n/p
Woodberry Village	New South Wales	<6	12	<6	n/p
Woolgoolga Aged Care Centre	New South Wales	0	<6	<6	<6
Yallambee Lodge	New South Wales	0	<6	<6	<6
Yallaroo	New South Wales	0	16	12	28
Aloaka Care Centre	Queensland	0	<6	<6	<6
Anam Cara	Queensland	0	0	<6	<6
Arcare Eight Mile Plains	Queensland	<6	27	6	33
Arcare North Lakes	Queensland	0	<6	<6	<6
Arcare Parkwood	Queensland	0	8	<6	n/p
Arcare Slacks Creek	Queensland	0	7	<6	n/p
Arcare Thornlands	Queensland	0	6	0	6
Ashmore Gardens Care Community	Queensland	0	16	15	31
Aspley Aged Care	Queensland	0	<6	<6	<6
Berlasco Court Caring Centre	Queensland	0	7	<6	n/p
Bethesda Caring Centre	Queensland	0	<6	<6	<6
Blue Care Capricorn Aged Care Facility	Queensland	0	6	10	16
Blue Care Hollingsworth Elders Village	Queensland	0	<6	0	<6
Blue Care Shalom Elders Village	Queensland	0	<6	<6	<6

Service Name	State	Resident Deaths	Resident Cases	Staff Cases	Total Incidents
Blue Care Warana Beachwood Aged Care Facility	Queensland	0	<6	<6	<6
Bolton Clarke Centaur	Queensland	0	<6	0	<6
Brighton Health Campus (Gannet House)	Queensland	0	<6	<6	<6
Bupa Glenvale	Queensland	0	20	8	28
Bupa Runaway Bay	Queensland	0	22	11	33
Calamvale Parklands Care Community	Queensland	<6	9	6	15
Camp Hill Aged Care	Queensland	0	<6	<6	6
Carinity Cedarbrook	Queensland	0	0	<6	<6
Carinity Wishart Gardens	Queensland	0	<6	<6	6
Carinya Home For The Aged	Queensland	<6	37	26	63
Carramar Aged Care	Queensland	0	<6	<6	<6
Casa D'amore Apartments	Queensland	0	14	<6	n/p
Churches of Christ Brig-o-doon Aged Care Service	Queensland	0	31	16	47
Churches of Christ Gracehaven Aged Care Service	Queensland	0	9	14	23
Churches of Christ Marana Gardens Aged Care Service	Queensland	0	7	<6	n/p
Cooinda House	Queensland	<6	8	<6	n/p
Dalrymple Villa	Queensland	0	17	9	26
Edge Hill Orchards	Queensland	0	<6	<6	6
Estia Health Hervey Bay	Queensland	<6	71	20	91
Estia Health Mudgeeraba	Queensland	0	0	6	6
FinnCare Aged Care	Queensland	0	<6	<6	6
Forest Lake Lodge	Queensland	0	<6	0	<6
Forest View Residential Care Facility	Queensland	0	0	<6	<6
Garden City Retirement Home	Queensland	0	9	8	17
Holland Park Aged Care	Queensland	0	6	<6	n/p
Infinite Care Edmonton Gardens	Queensland	0	<6	6	n/p
Kirra Beach Care Community	Queensland	0	<6	<6	<6
Lutheran Services - Wahroonga	Queensland	0	<6	<6	<6
Magnolia Aged Care Coomera	Queensland	<6	24	17	41

Service Name	State	Resident Deaths	Resident Cases	Staff Cases	Total Incidents
Morayfield Grove Care Community	Queensland	0	13	19	32
Murroona Gardens	Queensland	0	<6	7	n/p
New Auckland Place	Queensland	0	42	17	59
NewDirection Care at Bellmere	Queensland	0	<6	<6	7
Oxley Grove Care Community	Queensland	0	27	13	40
Ozcare - Hervey Bay	Queensland	0	<6	<6	8
Ozcare Innisfail	Queensland	0	<6	0	<6
Ozcare Parkwood Gardens	Queensland	0	<6	<6	7
Ozcare Sarina Aged Care	Queensland	0	<6	<6	<6
Palm Lake Care Toowoomba	Queensland	0	<6	<6	<6
Parklands Aged Care Facility & Retirement Village	Queensland	0	<6	<6	<6
Parkview	Queensland	0	10	<6	n/p
PM Aged Care	Queensland	0	0	<6	<6
Pyramid Residential Care Centre	Queensland	0	17	18	35
Regis Bulimba	Queensland	0	22	<6	n/p
Regis Kuluin	Queensland	<6	44	14	58
Regis Redlynch	Queensland	0	22	<6	n/p
Regis Sandgate - Musgrave	Queensland	0	0	7	7
Sinnamon Village - Knowles Court	Queensland	0	9	<6	n/p
Sinnamon Village - Reid Court	Queensland	0	14	6	20
Southern Cross Care Raceview - St Mary's	Queensland	0	<6	<6	6
Springwood Terrace Care Community	Queensland	0	9	<6	n/p
St Luke's Green Residential Care	Queensland	0	<6	<6	<6
St Paul de Chartres Residential Aged Care	Queensland	0	0	14	14
St Vincent's Care Services Mitchelton	Queensland	<6	<6	<6	<6
St Vincent's Care Services Toowoomba - Hostel	Queensland	0	17	17	34
The Good Shepherd Nursing Home	Queensland	0	<6	9	n/p
Varsity Views Care Community	Queensland	<6	55	25	80
Wheller Gardens - John Wesley Gardens	Queensland	0	<6	0	<6

Service Name	State	Resident Deaths	Resident Cases	Staff Cases	Total Incidents
ACH Group Residential Care - Colton Court	South Australia	0	<6	0	<6
ACH Group Residential Care - Yankalilla Centre	South Australia	0	<6	<6	<6
AnglicareSA Brompton	South Australia	0	<6	<6	<6
Bupa Morphettville	South Australia	0	10	<6	n/p
Bupa Woodville	South Australia	0	15	14	29
Calvary Flora McDonald Retirement Community	South Australia	0	16	<6	n/p
Christies Beach Residential Care Services	South Australia	0	34	10	44
Clayton Church Homes - Onkaparinga Valley	South Australia	0	30	0	30
Clayton Church Homes - Prospect	South Australia	0	7	<6	n/p
Edenfield Family Care	South Australia	0	<6	0	<6
Eldercare The Lodge	South Australia	0	14	14	28
Estia Health Burton	South Australia	0	13	<6	n/p
Estia Health Craigmore	South Australia	0	<6	0	<6
Estia Health Golden Grove	South Australia	0	19	8	27
Estia Health Kadina	South Australia	0	<6	0	<6
Everard Park Care Community	South Australia	0	16	<6	n/p
Glen Osmond Grove Care Community	South Australia	0	11	8	19
Helping Hand Aged Care - Golden Grove	South Australia	<6	24	9	33
Helping Hand Aged Care - Ingle Farm	South Australia	0	<6	<6	<6
Helping Hand Aged Care - Lightsview	South Australia	0	<6	<6	6
Kalyra Woodcroft Aged Care	South Australia	0	<6	<6	6
Lerwin Nursing Home	South Australia	0	<6	0	<6
LHI Glynde	South Australia	0	27	<6	n/p
Mount Carmel Residential Care	South Australia	<6	<6	0	<6
Oakden Green	South Australia	0	<6	<6	6
Oakfield Lodge Residential Care	South Australia	0	<6	<6	<6
Parkview Aged Care	South Australia	0	<6	<6	6
Resthaven Malvern	South Australia	0	7	<6	n/p
Resthaven Mount Gambier	South Australia	0	<6	0	<6

Service Name	State	Resident Deaths	Resident Cases	Staff Cases	Total Incidents
Resthaven Paradise	South Australia	0	10	<6	n/p
Southern Flinders - Laura MPS	South Australia	0	<6	<6	<6
St Basil's at St Peters	South Australia	0	<6	0	<6
Tanunda Lutheran Home	South Australia	<6	30	7	37
Wakefield Aged Care Service	South Australia	0	<6	<6	<6
Walara Gilbert Valley	South Australia	0	<6	<6	7
Wheatfields Incorporated	South Australia	0	<6	<6	6
Calvary Sandhill	Tasmania	0	6	<6	n/p
Corumbene Hostel	Tasmania	0	22	14	36
Glenview Community Services Inc.	Tasmania	0	<6	0	<6
Grenoch Home	Tasmania	0	0	<6	<6
Kanangra Hostel	Tasmania	0	0	<6	<6
Mount Esk Aged Care	Tasmania	0	25	23	48
The Queen Victoria Home	Tasmania	<6	10	15	25
Uniting AgeWell Ningana	Tasmania	0	<6	6	n/p
70 Lowe Street	Victoria	0	<6	6	n/p
Arcare Knox	Victoria	<6	<6	<6	6
Bairnsdale Regional Health Service	Victoria	0	<6	<6	<6
Baptcare - Hedley Sutton Community	Victoria	0	<6	0	<6
Baptcare - Strathalan Community	Victoria	0	12	7	19
Baptcare Abbey Gardens Community	Victoria	0	19	14	33
Baptcare Brookview Community	Victoria	0	12	<6	n/p
Baptcare Coasthaven Community	Victoria	<6	16	<6	n/p
Baptcare The Orchards Community	Victoria	0	16	7	23
Baptcare Wyndham Lodge Community	Victoria	0	9	<6	n/p
Belvedere Aged Care	Victoria	0	6	0	6
Benetas Corowa Court	Victoria	0	8	<6	n/p
Benetas St George's	Victoria	0	<6	<6	6
BlueCross Cresthaven	Victoria	0	<6	<6	<6

Service Name	State	Resident Deaths	Resident Cases	Staff Cases	Total Incidents
BlueCross The Mews	Victoria	0	6	<6	n/p
Calvary George Vowell	Victoria	0	<6	<6	6
Calvary Goonawarra	Victoria	0	<6	<6	<6
Calvary The Highbury	Victoria	0	<6	0	<6
Carinya Lodge Hostel	Victoria	0	11	12	23
Carrum Downs Private Nursing Home	Victoria	0	16	10	26
CCSSCI - On Luck Chinese Nursing Home	Victoria	0	8	11	19
Clarendon Grange Hostel	Victoria	0	<6	<6	<6
Craigcare Mornington	Victoria	0	10	<6	n/p
Doutta Galla Avondale Heights Aged Care Facility	Victoria	0	36	<6	n/p
Doutta Galla Footscray Aged Care Facility	Victoria	0	<6	0	<6
Embracia in Reservoir	Victoria	0	12	0	12
Estia Health Bannockburn	Victoria	0	0	<6	<6
Estia Health Benalla (Thomas St)	Victoria	0	0	<6	<6
Estia Health Glen Waverley	Victoria	0	<6	<6	7
Estia Health Grovedale	Victoria	0	<6	0	<6
Estia Health Werribee	Victoria	0	<6	<6	<6
Eva Tilley Memorial Hostel	Victoria	0	38	<6	n/p
Faversham House	Victoria	0	12	<6	n/p
Frankston Nursing Home	Victoria	0	6	6	12
Glengollan Village	Victoria	0	11	<6	n/p
Grace Of Mary Greek Cypriot Elderly Hostel	Victoria	0	9	<6	n/p
Highton Gardens Care Community	Victoria	0	0	<6	<6
Holmwood Aged Care	Victoria	0	<6	0	<6
Homewood Residential Aged Care	Victoria	0	16	0	16
Hope Aged Care Brunswick	Victoria	0	14	<6	n/p
Jacaranda House Hostel	Victoria	0	<6	<6	<6
Keilor East Manor Care Community	Victoria	0	<6	0	<6
Kirkbrae Kilsyth Nursing Home	Victoria	0	18	9	27

Service Name	State	Resident Deaths	Resident Cases	Staff Cases	Total Incidents
Lifeview Argyle Court	Victoria	0	7	0	7
Lifeview The Willows	Victoria	0	21	<6	n/p
Lifeview Willow Wood	Victoria	<6	27	11	38
McKellar Centre	Victoria	0	20	6	26
Mekong Cairnlea Vietnamese Aged Care	Victoria	0	10	<6	n/p
Mekong Vietnamese Aged Care	Victoria	0	7	<6	n/p
Melbourne Hebrew Memorial Nursing Home	Victoria	0	15	0	15
Mercy Health Bethlehem Home For The Aged	Victoria	<6	11	<6	n/p
Mercy Place Dandenong	Victoria	0	<6	0	<6
Mercy Place Wyndham	Victoria	<6	10	0	10
Moran Roxburgh Park	Victoria	0	<6	0	<6
Noble Gardens Residential Aged Care	Victoria	0	20	0	20
Olivet Aged Persons Home	Victoria	0	<6	0	<6
Omeo District Health	Victoria	0	<6	0	<6
Rathdowne Place	Victoria	0	<6	0	<6
Regis Alawarra Lodge	Victoria	0	<6	0	<6
Regis Cranbourne	Victoria	0	<6	0	<6
Regis Inala Lodge	Victoria	0	<6	0	<6
Regis Ontario	Victoria	0	<6	<6	6
Sale Gardens Care Community	Victoria	0	23	8	31
Salisbury House Nursing Home	Victoria	0	<6	<6	<6
St Vincent's Care Services Eltham - Willandra Lodge	Victoria	0	43	6	49
St Vincent's Care Services Kew	Victoria	0	9	6	15
St Vincent's Care Services Werribee	Victoria	0	<6	<6	<6
Sunnyside Lutheran Retirement Village	Victoria	0	<6	0	<6
The Bays Aged Care Facility	Victoria	0	18	9	27
The Lakes Hostel	Victoria	0	<6	7	n/p
TriCare Williams Landing Aged Care Residence	Victoria	0	13	<6	n/p
Twin Parks Aged Care Centre	Victoria	0	<6	0	<6

Service Name	State	Resident Deaths	Resident Cases	Staff Cases	Total Incidents
Uniting AgeWell Strathdon Community	Victoria	0	23	0	23
Vasey RSL Care Bundoora	Victoria	0	<6	0	<6
Villa Maria Catholic Homes Shanagolden Aged Care Residence	Victoria	0	<6	<6	<6
Villa Maria Catholic Homes Wantirna Aged Care Residence	Victoria	0	<6	0	<6
Waverley Valley Care Community	Victoria	0	13	<6	n/p
Wintringham Hostel - Port Melbourne	Victoria	0	<6	<6	<6
Aegis Amherst	Western Australia	0	7	<6	n/p
Aegis Bassendean	Western Australia	0	<6	0	<6
Aegis Shorehaven	Western Australia	0	<6	0	<6
Aegis Stirling	Western Australia	0	25	13	38
Alfred Cove Care Community	Western Australia	0	9	8	17
Amaroo Village McMahon Caring Centre	Western Australia	0	<6	0	<6
Applecross Shore Care Community	Western Australia	0	7	<6	n/p
Brightwater The Cove	Western Australia	0	19	14	33
Brightwater The Oaks	Western Australia	0	0	<6	<6
Capecare	Western Australia	0	<6	<6	<6
Capecare Dunsborough	Western Australia	0	0	<6	<6
Denmark MPS	Western Australia	0	<6	6	n/p
Dryandra Residential and Community Care Inc	Western Australia	<6	17	9	26
Edward Collick Home	Western Australia	0	27	7	34
Joseph Cooke House	Western Australia	0	12	0	12
Juniper Annesley	Western Australia	<6	27	<6	n/p
Juniper Hayloft	Western Australia	0	7	16	23
Juniper Hillcrest	Western Australia	0	10	6	16
Karinya Residential Care	Western Australia	0	<6	0	<6
Kinross Care Community	Western Australia	0	10	0	10
Koh-I-Noor Contemporary Care	Western Australia	0	9	<6	n/p
Midland Nursing Home	Western Australia	0	11	7	18
MYVISTA Balcatta	Western Australia	0	18	28	46

Service Name	State	Resident Deaths	Resident Cases	Staff Cases	Total Incidents
Regis Embleton	Western Australia	0	<6	<6	<6
Regis Greenmount	Western Australia	0	45	22	67
Rosewood Care Leederville	Western Australia	0	28	7	35
SwanCare Ningana	Western Australia	<6	10	6	16
Treeby Parklands Care Community	Western Australia	0	17	8	25
Vivian Bullwinkel Lodge	Western Australia	0	<6	0	<6