



COVID-19 outbreaks in Australian residential aged care facilities

National snapshot

As at 8:00 am 21 December 2023 there are 2,278 active COVID-19 cases in 350 active outbreaks in residential aged care facilities across Australia. There have been 162 new outbreaks, 23 new resident deaths and 2,282 combined new resident and staff cases reported since 14 December 2023.

Table 1: Aged Care COVID-19 data as at 8.00am 21 December 2023¹

Category	Active ²	Previous 7 days	Cumulative Total	Previous 7 days
Outbreaks ³	350	48	17,931	162
Residential Aged Care Facilities affected	350	48	2,854	1
Resident Cases ⁴	1,444	30	172,766	1,472
Resident Deaths	N/A	N/A	6,110	23
Staff Cases	834	154	98,593	810

Residential aged care homes with active outbreaks are included in Appendix 1.

Table 2: Overview of Active Outbreaks in Australia

	ACT	NSW	NT	QLD	SA	TAS	VIC	WA	Total
Total Facilities with outbreaks	2	86	1	82	37	9	97	36	350
Total number of active resident cases	6	330	3	355	145	32	360	213	1,444
Total number of active staff cases	0	183	1	247	96	18	164	125	834
Total Outbreaks Opened in Previous 7 Days	0	2	0	3	5	0	14	0	24
Total Outbreaks Closed in Previous 7 Days	0	39	0	32	20	3	56	12	162

¹ Outbreak opening and closure includes changes in the status of exposure sites to outbreaks (and vice versa), which are applied retrospectively to facility records. New case information can also change the status of a recovered site back to an active outbreak site. As a result, changes in active outbreak status may not align with day on day variations to active totals. These adjustments will also affect the number of cases in staff and residents reported each week.

² Active residents and staff cases are the total currently positive cases in active outbreaks

³ An outbreak is considered to be active pending advice from the relevant Public Health Unit. An outbreak is defined as at least 1 positive case in a resident or 2+ cases in staff.

⁴ Case numbers and numbers of deaths are dependent upon reporting from facilities and validation of deaths from state and territory governments. This is subject to change as further information is provided.

Figure 1: National Outbreak Trends in Aged Care

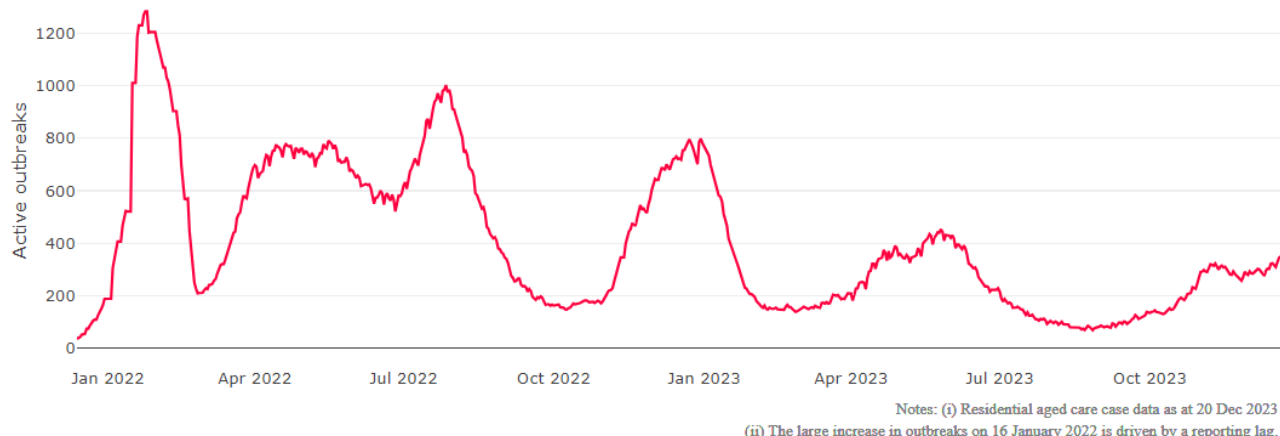
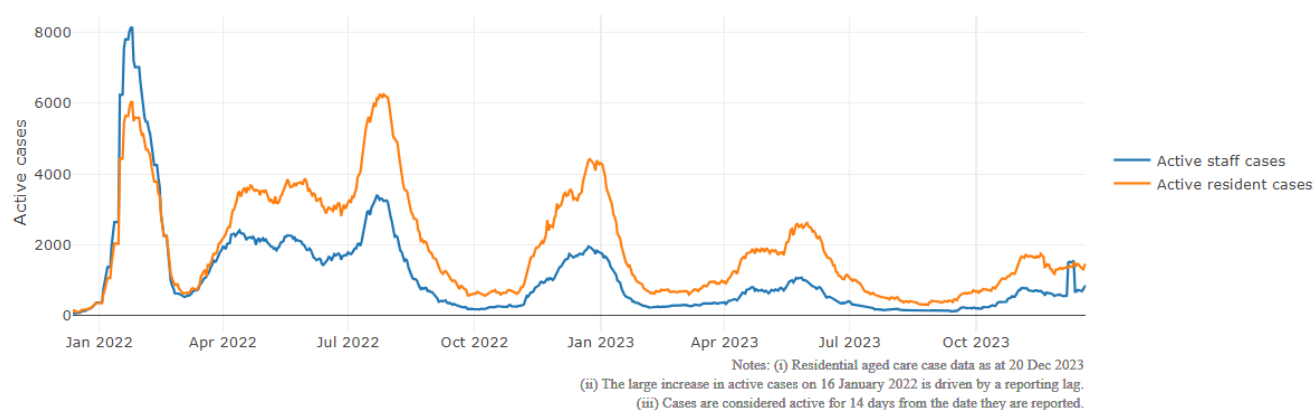


Figure 2: Trends in Aged Care Cases – December 2021 to Present



Mortality

For the period of 1 July 2023 to 11 November 2023, COVID-19 is recorded as the cause of death in 1.3 percent of all deaths in permanent residents in aged care facilities.

Since the beginning of the Omicron outbreak in mid December⁵ 2021, there have been 115,364 deaths in residential aged care from all causes (report period from 15 December 2021 to 11 November 2023)⁶. COVID-19 deaths account for 4.4 percent of this figure.

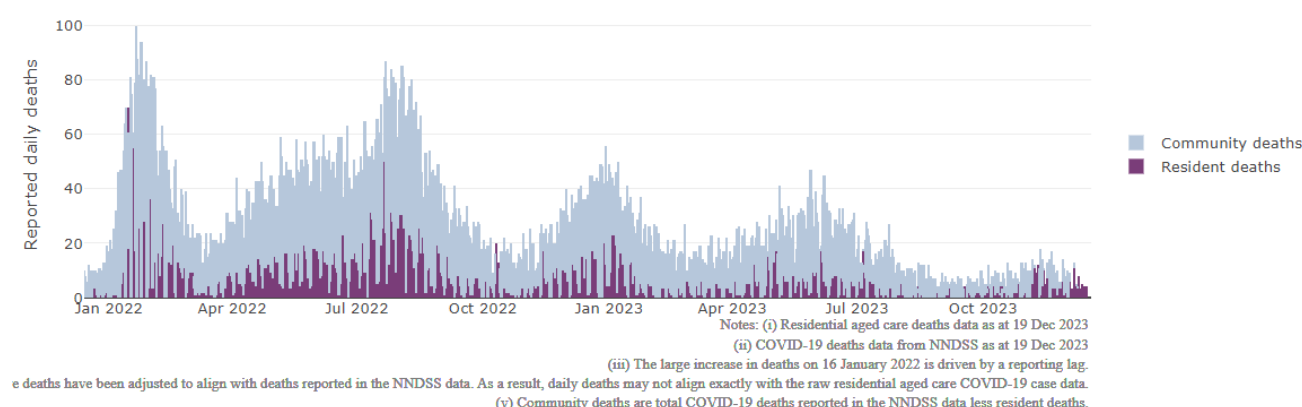
Over the course of the pandemic, all-cause excess mortality in Residential Aged Care was below expected numbers in 2020, and within expected range in 2021. In the first half of 2022, all-cause excess mortality in Residential Aged Care was above the expected range. Excess mortality for the second half of the 2022 is yet to be finalised.

*Mortality figures for this week are unchanged due to updates to the departments transition to new data platforms.

⁵ The Omicron outbreak start date has been redefined from late November 2021 to mid December 2021. Changes have been made to align reporting with the start date of Omicron published in the Department's external facing Epidemiology report.

⁶ The Department is now accessing aged care deaths data from the SIEBEL dataset. Figures are live and subject to change. Source: Department of Health and Aged Care unpublished data / SIEBEL dataset.

Figure 3: COVID-19 Deaths in Residential Aged Care Facilities overlaid with Community deaths



Workforce in active residential aged care outbreaks

As at 22 December 2023, workforce surge staff have filled a total of 184,887 shifts in aged care services, including 386 in the past 7 days. In the past 7 days (to 15 December) surge workforce providers have assisted 22 residential aged care homes. These shifts include roles for GPs, nurses, care workers, allied health workers, executive and ancillary staff. This includes:

Table 3: Workforce resources supplied to residential aged care facilities

Workforce provider	Total Shifts	Previous 7 days
Recruitment, Consulting and Staffing Association	103,852	0
Healthcare Australia (Workforce Surge)	15,248	9
Healthcare Australia (NACER)	2,295	N/A
Mable	2,711	N/A
Aspen Medical	27,892	121
HealthX	29,245	282
Torrens	4,056	N/A

The Australian Defence Force provided support to a total of 542 residential aged care homes between February and September 2022. The ADF deployment ceased on 30 September 2022.

Oral antiviral treatments

Distribution of the oral anti-viral Lagevrio (Molnupiravir) commenced on 6 February 2022 to all RACFs with outbreak sites prioritised for delivery. The National Medical Stockpile has deployed 48,269 treatment courses of Lagevrio (Molnupiravir) to aged care facilities.

86,909 prescriptions for Lagevrio (Molnupiravir) have been issued to residents in residential aged care facilities, with a further 8,048 prescriptions for Paxlovid (nirmatrelvir + ritonavir) also issued since 28 February 2022 and up to 30 November 2023.

*Note: Oral antiviral data is only being updated monthly.

Vaccination in Residential Aged Care Facilities

People living in residential aged care are a high priority for the Government's COVID-19 vaccination program.

Older age remains the biggest risk factor for severe COVID-19 disease. Vaccination offers added protection to help reduce the risk of severe illness or hospitalisation of aged care residents.

The department is working with both the aged care and primary care sectors to ensure residents have access to the COVID-19 vaccine. It continues to target support for residential aged care facilities to arrange COVID-19 vaccinations with local primary care providers such as GPs, community pharmacists and Aboriginal Community Controlled Health Services.

As at 20 December 2023:

- 67.1% of aged care residents have received a booster dose since 1 January 2023.
- 54.8k (32.1%) aged care residents received a booster dose in the last 6 months.
- 6,119 aged care residents received a booster dose in the last week.

Table 4: Aged care COVID-19 2023 Booster Doses (data as at 13 December 2023)

Jurisdiction	Received booster in last 6 months	
	Residents vaccinated	% of residents vaccinated
National	54.8k	32.1%
ACT	0.9k	41.5%
NSW	18k	32.8%
NT	<200	30.5%
QLD	9.4k	27.2%
SA	5.2k	34.9%
TAS	1.7k	41.9%
VIC	14.8k	33.5%
WA	4.6k	29.6%

Source: Matched Australian Immunisation Register (AIR) data of residents in permanent residential aged care.

For reporting accuracy, the total aged care resident population only includes residents who have been linked with their vaccination records. As residential aged care populations are fluid, the total population for vaccination are an estimate only and there is an administrative lag with the aged care recipient data which is linked to AIR data. Counts may fluctuate due to enhancements to data over time.

Key: k= thousand

Infection control and audit

People living in residential aged care homes remain a high priority for the Government's COVID-19 vaccination program. The Department is continuing to communicate with both the aged care and primary care sectors, reinforcing the importance of uptake and promoting the 2023 booster dose via regular newsletters, bulletins, social media videos and webinars.

All aged care residents who have not had a COVID-19 vaccination, or a COVID-19 infection within the last 6 months, continue to be offered a 2023 booster dose. The added protection from vaccination is especially important for aged care residents and will help reduce the risk of severe illness or hospitalisation.

The Department continues to work with Primary Health Networks to support residential aged care homes across Australia to arrange COVID-19 vaccination in-reach clinics with local primary care providers such as GPs, pharmacists, and Aboriginal Community Controlled Health Services.

As at 21 December 2023, the Commission had conducted 5,934 ICM spot checks to observe infection control practices and PPE protocols in residential aged care facilities.

Table 5: Total Quality Assessment and Monitoring Activities with residential services (including IPC), by type and month 1 March 2020 to 21 December 2023

Regulatory Activities	2019-20 (1 Mar - 30 Jun 2020)	2020-21	2021-22	2022-23	2023-24 (to 21 Dec)	Total
Site visits	318	3,452	1,732	3,814	1,663	10,979
Non-site activities	3,709	8,381	6,665	1,413	281	20,449
Total activities	4,027	11,833	8,397	5,227	1,944	31,428

Appendix 1: National residential aged care services with Active outbreaks COVID-19

Please note, information reported in this table has been directly reported to the Department of Health and Aged Care by residential aged care facilities. Total cases refers to all staff and resident cases associated with the active outbreak and may not reflect the count of currently active cases. Where numbers have been incorrectly reported, facilities are able to correct these in the COVID-19 Support Portal through My Aged Care. Where a facility is reporting less than six resident or staff cases or less than six deaths, data has been suppressed to protect the privacy of affected individuals (note that “n/p” indicates data is not provided to protect privacy).

Service Name	State	Resident Deaths	Resident Cases	Staff Cases	Total Incidents
BaptistCare Griffith	Australian Capital Territory	0	<6	0	<6
Calvary Haydon Retirement Community	Australian Capital Territory	0	<6	<6	6
Advantaged Care at Edensor Gardens	New South Wales	0	<6	<6	<6
Advantaged Care at Prestons Lodge	New South Wales	0	8	<6	n/p
Agris Hutrof House	New South Wales	0	<6	6	n/p
Amaroo Aged Care Facility	New South Wales	0	6	<6	n/p
Arcare Belmont	New South Wales	<6	<6	0	<6
Arcare Warriewood	New South Wales	0	<6	<6	8
Archbold House Aged Care Facility	New South Wales	<6	17	0	17
Aurrum Wyoming	New South Wales	0	<6	<6	<6
Australian Vietnamese Aged Care Services	New South Wales	0	7	0	7
BaptistCare Caloola Centre	New South Wales	0	<6	0	<6
BaptistCare Warabrook Centre	New South Wales	0	<6	0	<6
BaptistCare Warena Centre	New South Wales	0	11	<6	n/p
BlueWave Living	New South Wales	0	<6	0	<6
Bolton Clarke Willowdale	New South Wales	0	<6	<6	8
Braidwood Multi-Purpose Service	New South Wales	0	17	14	31
Bupa Kempsey	New South Wales	<6	9	6	15
Bupa Pottsville Beach	New South Wales	0	22	8	30
Calvary Corymbia	New South Wales	0	9	0	9
Calvary St Paul's Retirement Community	New South Wales	0	9	<6	n/p
Casa Mia Aged Care Centre	New South Wales	0	8	10	18

Service Name	State	Resident Deaths	Resident Cases	Staff Cases	Total Incidents
Catholic Healthcare St Anne's Aged Care	New South Wales	0	20	<6	n/p
Charingfield	New South Wales	0	<6	<6	<6
Chiswick Manor Care Community	New South Wales	0	0	<6	<6
Concord Community Hostel	New South Wales	0	<6	0	<6
Courtlands Aged Care Facility	New South Wales	0	<6	0	<6
Dellacourt	New South Wales	0	0	<6	<6
Dudley Foord House	New South Wales	0	<6	0	<6
Estia Health Bankstown	New South Wales	0	0	<6	<6
Estia Health Merrylands	New South Wales	0	<6	<6	<6
Estia Health Ryde	New South Wales	0	7	<6	n/p
Estia Health Tea Gardens	New South Wales	0	9	6	15
Estia Health Tuncurry	New South Wales	0	<6	<6	7
Feros Village Bangalow	New South Wales	0	7	<6	n/p
Fitzgerald Memorial Aged Care Facility Limited	New South Wales	0	<6	6	n/p
Frederic House	New South Wales	0	<6	<6	<6
Garrawarra Centre	New South Wales	0	13	9	22
Grasmere Terrace	New South Wales	0	0	<6	<6
Grenfell Multi-Purpose Service	New South Wales	0	12	7	19
Harold Williams Home	New South Wales	0	15	11	26
Hawkesbury Living Pty Limited	New South Wales	0	9	<6	n/p
Heritage Lodge Assisted Aged Care	New South Wales	0	14	13	27
Hill View House Aged Care Facility	New South Wales	0	<6	0	<6
Hunters Hill Montefiore Home	New South Wales	0	<6	0	<6
Indochinese Aged Care Services	New South Wales	<6	18	6	24
Lansdowne Gardens	New South Wales	0	<6	0	<6
Macleay Valley House	New South Wales	0	<6	0	<6
Macquarie Lodge Aged Care Plus Centre	New South Wales	0	<6	<6	8
Manly Hillside Care Community	New South Wales	0	<6	<6	7

Service Name	State	Resident Deaths	Resident Cases	Staff Cases	Total Incidents
Mary Andrews Retirement Village Hostel	New South Wales	0	6	<6	n/p
Miranda Aged Care Facility	New South Wales	0	26	<6	n/p
Mona Vale House	New South Wales	0	<6	0	<6
Mudgee Grove Care Community	New South Wales	0	<6	0	<6
Narrabeen Glades Care Community	New South Wales	0	<6	<6	<6
Our Lady Of Consolation Home	New South Wales	0	8	8	16
Pemulwuy Aged Care	New South Wales	0	27	6	33
Peninsula Villages Ltd	New South Wales	0	<6	<6	<6
Porter Lodge	New South Wales	0	<6	<6	6
Randwick Montefiore Home	New South Wales	0	0	12	12
Raymond Terrace Gardens Care Community	New South Wales	0	<6	0	<6
Redleaf Manor Aged Care	New South Wales	0	<6	0	<6
RFBI Armidale Masonic Village	New South Wales	0	13	<6	n/p
Russian Relief Association of St Sergius of Radonezh	New South Wales	<6	60	16	76
Shoalhaven Place Care Community	New South Wales	0	<6	<6	<6
St Vincent's Care Services Bronte	New South Wales	0	0	<6	<6
St Vincent's Care Services Edgecliff	New South Wales	0	9	<6	n/p
St Vincent's Care Services Haberfield	New South Wales	0	<6	<6	<6
St Vincent's Care Services Heathcote	New South Wales	0	<6	<6	<6
St Vincent's Care Services Yennora	New South Wales	0	<6	0	<6
The Donald Coburn Centre	New South Wales	0	8	<6	n/p
The Orchards Aged Care	New South Wales	0	<6	<6	<6
The Whiddon Group - Kyogle	New South Wales	0	<6	<6	<6
Toongabbie Terrace Care Community	New South Wales	0	<6	0	<6
Tweed River Care Community	New South Wales	0	<6	<6	<6
Tweed Valley Care Community	New South Wales	<6	36	33	69
Uniting Caroonna Yamba	New South Wales	0	18	8	26
Uniting Kamilaroi Lane Cove	New South Wales	0	6	<6	n/p

Service Name	State	Resident Deaths	Resident Cases	Staff Cases	Total Incidents
Uniting Kari Court St Ives	New South Wales	0	31	<6	n/p
Uniting Lindsay Gardens Hamilton	New South Wales	0	<6	0	<6
Uniting Mullauna Blacktown	New South Wales	0	<6	0	<6
Uniting Nareen Gardens Bateau Bay	New South Wales	0	<6	0	<6
Uniting Northaven Turramurra	New South Wales	0	<6	<6	<6
Wallarah Point Care Community	New South Wales	0	<6	0	<6
Warrigal Care Shell Cove	New South Wales	0	11	<6	n/p
Weeroona Aged Care Residence	New South Wales	0	27	26	53
Windermere Aged Care Facility	New South Wales	0	<6	<6	<6
Yallambee Village	New South Wales	0	<6	0	<6
Rocky Ridge	Northern Territory	0	10	<6	n/p
Anam Cara	Queensland	<6	13	6	19
Arcare Helensvale	Queensland	0	<6	0	<6
Aspley Aged Care	Queensland	0	0	<6	<6
Beaumont Care Wamuran	Queensland	0	34	22	56
Bellevue Care Centre	Queensland	0	7	<6	n/p
Berlasco Court Caring Centre	Queensland	0	<6	6	n/p
Berrinba Greens Care Community	Queensland	0	<6	<6	6
Blue Care Elanora Pineshaven Aged Care Facility	Queensland	0	8	<6	n/p
Blue Care Flinders View Nowlanvil Aged Care Facility	Queensland	0	6	0	6
Blue Care Ingham Bluehaven Aged Care Facility	Queensland	0	<6	<6	8
Blue Care Kingaroy Canowindra Aged Care Facility	Queensland	0	<6	0	<6
Blue Care Mackay Homefield Aged Care Facility	Queensland	0	35	21	56
Blue Care Redcliffe Aged Care Facility	Queensland	0	14	7	21
Blue Care Rothwell Nazarene Aged Care Facility	Queensland	0	6	<6	n/p
Bolton Clarke Fernhill	Queensland	0	20	6	26
Bolton Clarke Galleon Gardens	Queensland	0	<6	<6	<6
Bolton Clarke Inverpine	Queensland	0	<6	0	<6

Service Name	State	Resident Deaths	Resident Cases	Staff Cases	Total Incidents
Bribie Cove	Queensland	0	7	<6	n/p
Buderim Views Assisted Aged Care	Queensland	0	0	<6	<6
Calamvale Parklands Care Community	Queensland	0	11	9	20
Caloundra Adventist Retirement Village	Queensland	0	<6	<6	<6
Calvary Noosa	Queensland	0	<6	<6	<6
Carinity Karinya Place	Queensland	0	<6	<6	<6
Carramar Aged Care	Queensland	<6	10	12	22
Carseldine Greens Care Community	Queensland	<6	26	18	44
Central & Upper Burnett District Home for the Aged Nursing Home	Queensland	0	<6	<6	<6
Churches of Christ Bribie Aged Care Service	Queensland	0	20	9	29
Churches of Christ Clive Burdeu Aged Care Service	Queensland	0	<6	<6	6
Dovetree	Queensland	0	<6	0	<6
Estia Health Albany Creek	Queensland	0	<6	<6	<6
Estia Health Maroochydore	Queensland	0	<6	<6	<6
Estia Health Mount Coolum	Queensland	0	20	<6	n/p
Estia Health Mudgeeraba	Queensland	0	<6	<6	6
Finncare Aged Care	Queensland	0	6	<6	n/p
Forest Lake Lodge	Queensland	0	<6	<6	6
Francis Of Assisi Home	Queensland	0	22	11	33
Harbour Quays Residential Aged Care	Queensland	0	0	<6	<6
Holland Park Aged Care	Queensland	0	0	<6	<6
Infinite Care Cleveland	Queensland	0	12	<6	n/p
Infinite Care Edmonton Gardens	Queensland	0	<6	0	<6
Jeta Gardens Aged Care Facility	Queensland	0	6	<6	n/p
Kadimah Nursing Home	Queensland	0	6	<6	n/p
Kaloma Home for the Aged	Queensland	<6	7	7	14
Kawana Waters Care Community	Queensland	0	9	<6	n/p

Service Name	State	Resident Deaths	Resident Cases	Staff Cases	Total Incidents
Kewarra Beach Aged Care	Queensland	<6	28	7	35
Leslie Place Aged Persons Hostel	Queensland	0	<6	<6	<6
Lodges on George	Queensland	0	<6	16	n/p
Magnolia Aged Care Coomera	Queensland	0	0	<6	<6
Marebello	Queensland	0	14	6	20
Merrimac Park Private Care	Queensland	<6	52	23	75
MiCare Prins Willem Alexander Lodge	Queensland	0	<6	0	<6
Nambour Gardens Care Community	Queensland	0	0	<6	<6
Nanyima Aged Care	Queensland	0	<6	6	n/p
Nazareth House Wynnum	Queensland	0	<6	0	<6
North Rockhampton Nursing Centre	Queensland	<6	24	12	36
Oxley Grove Care Community	Queensland	0	<6	0	<6
Ozcare - Hervey Bay	Queensland	<6	25	17	42
Ozcare Ozanam Villa - Burleigh	Queensland	0	6	<6	n/p
Ozcare Palm Lodge	Queensland	0	8	<6	n/p
Ozcare Port Douglas	Queensland	0	9	20	29
Ozcare Villa Vincent	Queensland	0	9	9	18
Palm Lake Bethania Aged Care Facility	Queensland	0	34	13	47
Palmwoods Care Centre	Queensland	0	<6	<6	9
Parkview	Queensland	0	<6	0	<6
Peninsula Aged Care Service	Queensland	0	<6	<6	6
PM Aged Care	Queensland	0	<6	<6	<6
Portofino Hamilton	Queensland	0	<6	<6	<6
Regis Sandgate - Musgrave	Queensland	0	6	<6	n/p
Southern Cross Care Miles - Carinya	Queensland	0	<6	<6	6
Southern Cross Care Raceview - St Mary's	Queensland	0	16	10	26
Southern Cross Care Tara - Tarcoola	Queensland	<6	11	11	22
Springwood Terrace Care Community	Queensland	0	0	9	9

Service Name	State	Resident Deaths	Resident Cases	Staff Cases	Total Incidents
St Paul de Chartres Residential Aged Care	Queensland	0	0	6	6
St Vincent's Care Services Southport	Queensland	0	<6	0	<6
The Good Shepherd Nursing Home	Queensland	<6	20	34	54
The Terraces Assisted Aged Care	Queensland	0	13	10	23
TriCare Stafford Lakes Aged Care Residence	Queensland	0	25	6	31
Tully & District Nursing Home	Queensland	0	11	7	18
Villa Maria Centre	Queensland	0	<6	6	n/p
Villa Maria Eastern Heights	Queensland	0	<6	<6	<6
Waroona Multipurpose Centre	Queensland	0	12	10	22
Windsor Aged Care Services	Queensland	0	8	7	15
ACH Group Residential Care - Kapara	South Australia	<6	12	<6	n/p
ACH Group Residential Care - Perry Park (high care)	South Australia	0	<6	<6	<6
Amber Aged Care	South Australia	<6	8	<6	n/p
Ananda Aged Care Findon	South Australia	0	25	13	38
Bucklands Residential Care	South Australia	0	<6	<6	<6
Calvary Brighton	South Australia	0	<6	<6	<6
Calvary St Catherine's Retirement Community	South Australia	0	6	11	17
Calvary The Homestead	South Australia	0	12	<6	n/p
Edenfield Family Care - Ramsay	South Australia	0	<6	<6	<6
Estia Health Craigmore	South Australia	0	<6	<6	8
Estia Health Daw Park	South Australia	0	<6	0	<6
Estia Health Encounter Bay	South Australia	0	<6	0	<6
Estia Health Flagstaff Hill	South Australia	0	17	<6	n/p
Estia Health Golden Grove	South Australia	0	<6	<6	<6
Estia Health Myrtle Bank	South Australia	0	14	<6	n/p
Estia Health Salisbury East	South Australia	0	7	<6	n/p
Estia Health Valley View	South Australia	0	21	7	28
Fullarton Residential Care	South Australia	0	24	<6	n/p

Service Name	State	Resident Deaths	Resident Cases	Staff Cases	Total Incidents
Healthia	South Australia	0	<6	0	<6
Helping Hand Aged Care - Mawson Lakes Facility	South Australia	0	<6	0	<6
Helping Hand Aged Care - Rotary House	South Australia	0	6	11	17
Kalyra Woodcroft Aged Care	South Australia	0	<6	<6	6
LHI Glynde	South Australia	0	16	6	22
Mount Carmel Residential Care	South Australia	0	0	<6	<6
Oakfield Lodge Residential Care	South Australia	0	0	<6	<6
Oaklands Park Lodge Residential Care	South Australia	0	13	<6	n/p
Regis Playford	South Australia	0	<6	0	<6
Reynella Hillside Care Community	South Australia	0	31	20	51
Romani	South Australia	0	<6	<6	<6
St Basil's Aegean Village	South Australia	0	<6	<6	6
Star Of The Sea Home For The Aged	South Australia	0	<6	<6	8
The Pines Lodge Residential Care	South Australia	0	20	8	28
The Willochra Home	South Australia	0	7	7	14
Wami Kata Old Folks Home	South Australia	0	<6	<6	<6
Warrina Park Residential Aged Care Service	South Australia	0	18	10	28
Wirraminna Care Residential Aged Care	South Australia	0	<6	0	<6
Yeltana Nursing Home	South Australia	0	6	<6	n/p
Cadorna House	Tasmania	0	<6	<6	<6
Calvary Sandhill	Tasmania	0	12	6	18
Medea Park Hostel	Tasmania	0	<6	<6	6
Mt St Vincent	Tasmania	0	<6	6	n/p
St Ann's	Tasmania	0	6	<6	n/p
Uniting AgeWell Aldersgate Village	Tasmania	0	<6	0	<6
Uniting AgeWell Strathdevon	Tasmania	0	15	6	21
Wellington Views	Tasmania	0	9	8	17
Wynyard Care Centre	Tasmania	0	9	<6	n/p

Service Name	State	Resident Deaths	Resident Cases	Staff Cases	Total Incidents
Arcare Brighton	Victoria	0	<6	0	<6
Arcare Castlemaine	Victoria	0	6	<6	n/p
Arcare Essendon	Victoria	0	<6	<6	<6
Arcare Nirvana Avenue	Victoria	0	<6	0	<6
Arcare Parkview Malvern East	Victoria	0	<6	0	<6
Arcare Reservoir	Victoria	0	<6	<6	<6
Arpad Aged Care	Victoria	0	6	<6	n/p
Ashleigh House Hostel	Victoria	0	12	<6	n/p
Banksia Lodge Residential Aged Care Service	Victoria	0	<6	<6	<6
Baptcare Coasthaven Community	Victoria	0	<6	0	<6
Baptcare Wattle Grove Community	Victoria	0	<6	<6	<6
Bayside Hostel	Victoria	0	<6	<6	7
Benetas Dalkeith Gardens	Victoria	0	<6	6	n/p
Bethel Aged Care	Victoria	0	7	0	7
BlueCross Baradine	Victoria	0	14	<6	n/p
BlueCross Scotchmans Creek	Victoria	0	17	6	23
BlueCross Sheridan Hall Brighton	Victoria	0	<6	<6	<6
BlueCross Tarralla	Victoria	<6	20	0	20
Bupa Ballarat	Victoria	0	<6	<6	6
Bupa Bellarine Lakes	Victoria	0	<6	<6	<6
Bupa Coburg	Victoria	<6	21	<6	n/p
Bupa Eastwood	Victoria	<6	<6	6	n/p
Bupa Echuca	Victoria	0	<6	<6	6
Bupa Greensborough	Victoria	<6	40	14	54
Bupa Templestowe	Victoria	<6	39	8	47
Calvary Elanora	Victoria	0	13	<6	n/p
Calvary George Vowell	Victoria	0	16	<6	n/p
Calvary Huntly Suites	Victoria	0	<6	<6	<6

Service Name	State	Resident Deaths	Resident Cases	Staff Cases	Total Incidents
Calvary Mirridong	Victoria	0	0	<6	<6
Calvary Roccoco	Victoria	0	12	7	19
Calvary The Highbury	Victoria	0	<6	0	<6
Camberwell Gardens	Victoria	0	<6	0	<6
Carinya Lodge Hostel	Victoria	0	<6	<6	<6
Chestnut Gardens Aged Care Home	Victoria	0	38	18	56
Clarinda on the Park	Victoria	0	11	<6	n/p
Clifton Views	Victoria	<6	29	0	29
Coppin Centre	Victoria	<6	25	<6	n/p
Corangamarah	Victoria	0	<6	<6	<6
Costa House	Victoria	0	<6	<6	6
Craigcare Berwick	Victoria	0	<6	<6	<6
Croydon Grove Care Community	Victoria	0	0	<6	<6
Deloraine Private Nursing Home	Victoria	0	0	<6	<6
Diamond Creek Care Community	Victoria	0	<6	0	<6
Diana Street Lodge	Victoria	0	<6	0	<6
Doutta Galla Queens Park Aged Care Facility	Victoria	0	17	<6	n/p
Edgarley Home	Victoria	0	<6	<6	6
Emmavale Gardens	Victoria	0	0	<6	<6
Emmy Monash Aged Care	Victoria	0	<6	0	<6
Estia Health Ardeer	Victoria	0	0	<6	<6
Estia Health Coolaroo	Victoria	0	23	7	30
Estia Health Grovedale	Victoria	0	<6	0	<6
Estia Health Kangaroo Flat	Victoria	0	16	9	25
Estia Health Keysborough	Victoria	0	<6	0	<6
Estia Health Werribee	Victoria	0	0	<6	<6
Gibson Street Complex	Victoria	0	7	11	18
Glen Waverley Nursing Home	Victoria	0	<6	<6	7

Service Name	State	Resident Deaths	Resident Cases	Staff Cases	Total Incidents
Glengollan Village	Victoria	0	16	<6	n/p
GraniteHill Aged Care	Victoria	0	<6	<6	7
Greenway Gardens	Victoria	0	<6	0	<6
HammondCare - The Glens	Victoria	0	15	<6	n/p
Hillview Bunyip Aged Care Inc	Victoria	0	<6	<6	6
John Curtin Aged Care	Victoria	0	10	9	19
Kellock Lodge	Victoria	0	11	7	18
Koorooman House Nursing Home	Victoria	0	12	8	20
Lakeview Lodge Hostel	Victoria	0	<6	<6	<6
Latrobe Valley Village Hostel	Victoria	0	8	8	16
Lionsbrae Hostel	Victoria	0	<6	0	<6
McGregor Gardens Aged Care	Victoria	0	<6	<6	<6
Meadow Heights Care Community	Victoria	0	8	6	14
mecwacare Gregory Lodge, Flemington	Victoria	0	11	<6	n/p
mecwacare O'Mara House	Victoria	0	<6	0	<6
Mercy Place Ballarat	Victoria	0	<6	0	<6
Mercy Place East Melbourne	Victoria	0	13	<6	n/p
Mercy Place Montrose	Victoria	0	<6	<6	<6
MiCare Avondrust Lodge	Victoria	0	<6	0	<6
Nazareth House Camberwell	Victoria	0	7	<6	n/p
Rangeview Private Nursing Home	Victoria	<6	30	10	40
Regis Brighton	Victoria	0	14	12	26
Regis Cranbourne	Victoria	0	<6	0	<6
Regis Frankston	Victoria	0	24	9	33
Riddell Gardens Hostel	Victoria	0	6	0	6
RM Begg	Victoria	0	<6	<6	<6
St Vincent's Care Services Hawthorn	Victoria	0	<6	<6	6
Swan Hill District Nursing Home	Victoria	0	<6	<6	<6

Service Name	State	Resident Deaths	Resident Cases	Staff Cases	Total Incidents
The Alba Care Suites	Victoria	0	<6	0	<6
TLC Whitewater	Victoria	0	<6	0	<6
Twin Parks Aged Care Centre	Victoria	0	0	<6	<6
Uniting AgeWell Noble Park	Victoria	0	9	<6	n/p
Uniting AgeWell Strath-Haven	Victoria	0	<6	<6	<6
Vasey RSL Care Bundoora	Victoria	0	<6	0	<6
Villa Maria Catholic Homes Ashwood Aged Care Residence	Victoria	0	<6	<6	8
Villa Maria Catholic Homes Willowbrooke Aged Care Residence	Victoria	0	25	6	31
Warramunda Village Hostel	Victoria	0	20	<6	n/p
Warrandyte Gardens Care Community	Victoria	0	<6	<6	<6
Warrnambool Riverside Care Community	Victoria	0	0	6	6
Wattle Rise	Victoria	0	7	7	14
Willowbrae-Templestowe Hostel	Victoria	0	<6	0	<6
Aegis Hilton Park	Western Australia	0	<6	<6	<6
Amaroo Village Buckley Caring Centre	Western Australia	0	17	<6	n/p
Amaroo Village McMahon Caring Centre	Western Australia	0	17	<6	n/p
Augusta MPS	Western Australia	0	0	<6	<6
Bethanie Gwelup	Western Australia	0	6	<6	n/p
Brightwater Inglewood	Western Australia	0	10	10	20
Brightwater Onslow Gardens	Western Australia	0	<6	<6	<6
Brightwater The Village	Western Australia	0	9	<6	n/p
Carine Parkside Care Community	Western Australia	0	37	13	50
David, Gita and Michael Hoffman Nursing Home	Western Australia	0	15	7	22
Geegeelup Aged Care Facility	Western Australia	0	<6	<6	6
Jeremiah Donovan House	Western Australia	0	<6	<6	n/p
Juniper Chrystal Halliday	Western Australia	<6	43	27	70
Juniper Ella Williams	Western Australia	0	<6	<6	8
Juniper Hayloft	Western Australia	0	<6	<6	<6

Service Name	State	Resident Deaths	Resident Cases	Staff Cases	Total Incidents
Juniper Korumup	Western Australia	0	0	<6	<6
Karri and Tuart Lodge	Western Australia	0	9	9	18
Kinross Care Community	Western Australia	0	7	<6	n/p
Little Sisters of the Poor Glendalough Home	Western Australia	0	<6	0	<6
Margaret Hubery House	Western Australia	0	8	<6	n/p
McNamara Lodge	Western Australia	0	<6	<6	<6
Melville Parkside Care Community	Western Australia	0	<6	7	n/p
Mercy Place Mandurah	Western Australia	0	9	<6	n/p
MercyCare Maddington	Western Australia	0	<6	<6	<6
Michael Lee Centre	Western Australia	0	<6	7	n/p
MYVISTA Balcatta	Western Australia	0	0	<6	<6
Nazareth House Geraldton	Western Australia	0	34	9	43
Ocean Star Aged Care	Western Australia	0	7	7	14
Regents Garden - Bateman	Western Australia	0	<6	<6	<6
Regents Garden Residential Aged Care Resort - Lake Joondalup	Western Australia	<6	24	11	35
Regis Greenmount	Western Australia	0	6	<6	n/p
Regis North Fremantle	Western Australia	0	6	<6	n/p
Regis Port Coogee	Western Australia	0	47	24	71
Singleton Community Aged Care	Western Australia	0	21	21	42
St George's Care Centre	Western Australia	0	<6	<6	7
Villa Terenzio	Western Australia	0	18	15	33