



COVID-19 outbreaks in Australian residential aged care facilities

National snapshot

As at 8:00 am 18 January 2024 there are 3,192 active COVID-19 cases in 419 active outbreaks in residential aged care facilities across Australia. There have been 150 new outbreaks, 38 new resident deaths and 2,698 combined new resident and staff cases reported since 11 January 2024.

Table 1: Aged Care COVID-19 data as at 8.00am 18 January 2024¹

Category	Active ²	Previous 7 days	Cumulative Total	Previous 7 days
Outbreaks ³	419	-16	18,697	150
Residential Aged Care Facilities affected	419	-16	2,860	2
Resident Cases ⁴	2,133	16	179,153	1,796
Resident Deaths	N/A	N/A	6,219	38
Staff Cases	1,059	45	101,692	902

Residential aged care homes with active outbreaks are included in Appendix 1.

Table 2: Overview of Active Outbreaks in Australia

	ACT	NSW	NT	QLD	SA	TAS	VIC	WA	Total
Total Facilities with outbreaks	3	148	0	77	34	9	101	47	419
Total number of active resident cases	31	777	0	414	109	41	543	218	2,133
Total number of active staff cases	8	390	0	238	61	34	214	114	1,059
Total Outbreaks Opened in Previous 7 Days	1	53	0	29	13	2	34	18	150
Total Outbreaks Closed in Previous 7 Days	0	44	1	27	22	3	52	18	167

¹ Outbreak opening and closure includes changes in the status of exposure sites to outbreaks (and vice versa), which are applied retrospectively to facility records. New case information can also change the status of a recovered site back to an active outbreak site. As a result, changes in active outbreak status may not align with day on day variations to active totals. These adjustments will also affect the number of cases in staff and residents reported each week.

² Active residents and staff cases are the total currently positive cases in active outbreaks

³ An outbreak is considered to be active pending advice from the relevant Public Health Unit. An outbreak is defined as at least 1 positive case in a resident or 2+ cases in staff.

⁴ Case numbers and numbers of deaths are dependent upon reporting from facilities and validation of deaths from state and territory governments. This is subject to change as further information is provided.

Figure 1: National Outbreak Trends in Aged Care

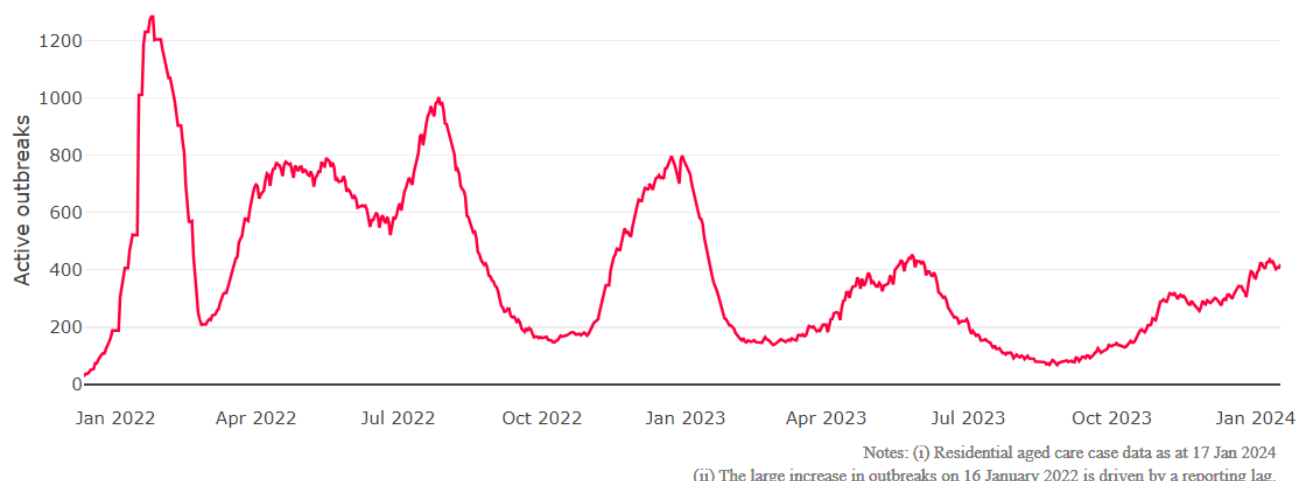
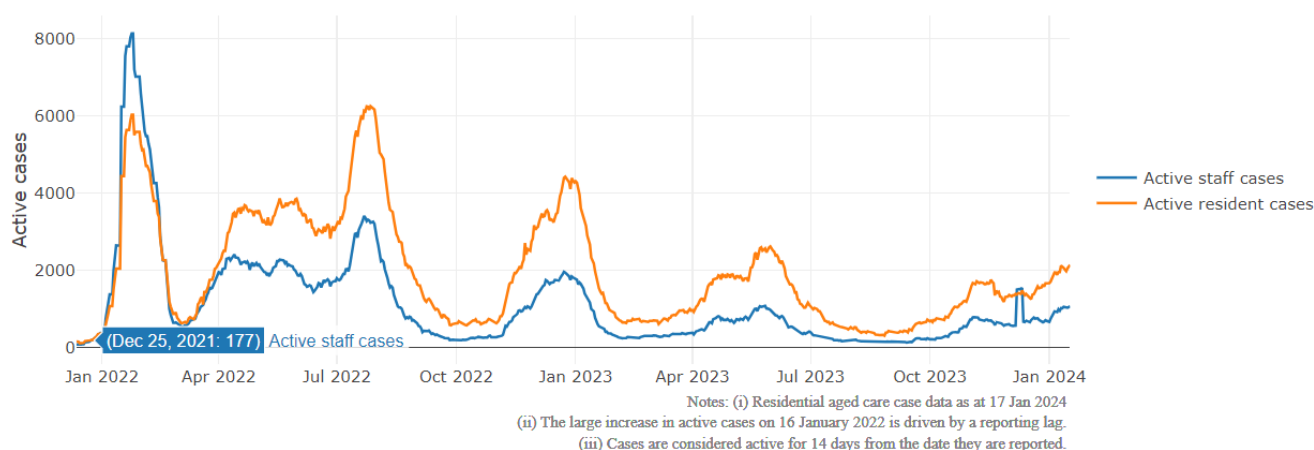


Figure 2: Trends in Aged Care Cases – December 2021 to Present



Mortality

For the period of 1 July 2023 to 11 November 2023, COVID-19 is recorded as the cause of death in 1.3 percent of all deaths in permanent residents in aged care facilities.

Since the beginning of the Omicron outbreak in mid December⁵ 2021, there have been 115,364 deaths in residential aged care from all causes (report period from 15 December 2021 to 11 November 2023)⁶. COVID-19 deaths account for 4.4 percent of this figure.

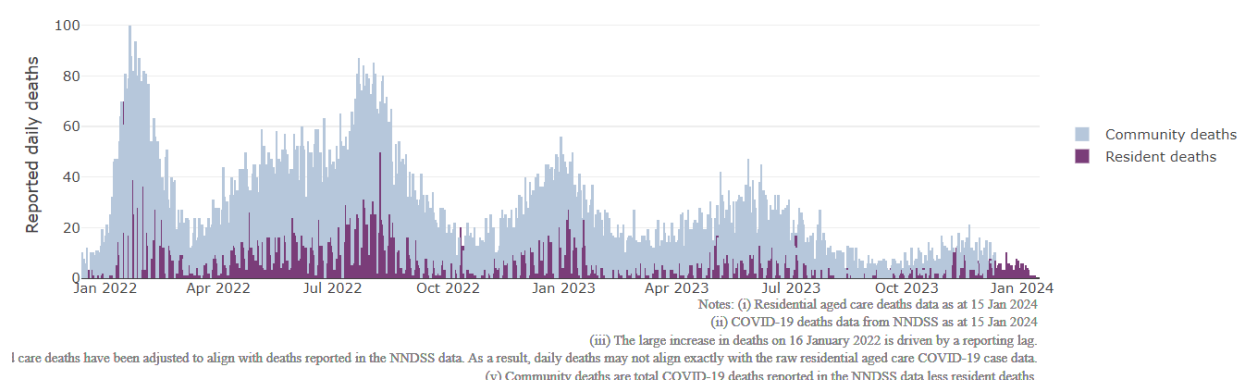
Over the course of the pandemic, all-cause excess mortality in Residential Aged Care was below expected numbers in 2020, and within expected range in 2021. In the first half of 2022, all-cause excess mortality in Residential Aged Care was above the expected range. Excess mortality for the second half of the 2022 is yet to be finalised.

*Updates to the mortality figures remain unchanged due to the department's transition to new data platforms.

⁵ The Omicron outbreak start date has been redefined from late November 2021 to mid December 2021. Changes have been made to align reporting with the start date of Omicron published in the Department's external facing Epidemiology report.

⁶ The Department is now accessing aged care deaths data from the SIEBEL dataset. Figures are live and subject to change. Source: Department of Health and Aged Care unpublished data / SIEBEL dataset.

Figure 3: COVID-19 Deaths in Residential Aged Care Facilities overlaid with Community deaths



Workforce in active residential aged care outbreaks

As at 19 January 2024, workforce surge staff have filled a total of 187,006 shifts in aged care services, including 684 in the past 7 days. In the past 7 days (to 19 January 2024) surge workforce providers have assisted 30 residential aged care homes. These shifts include roles for GPs, nurses, care workers, allied health workers, executive and ancillary staff. This includes:

Table 3: Workforce resources supplied to residential aged care facilities*

Workforce provider	Total Shifts	Previous 7 days
Recruitment, Consulting and Staffing Association	103,905	0
Healthcare Australia (Workforce Surge)	15,482	100
Healthcare Australia (NACER)	2,295	N/A
Mable	2,711	N/A
Aspen Medical	28,557	487
HealthX	30,000	97
Torrens	4,056	N/A

*This week's workforce figures remain unchanged due to delayed reporting from providers over the new year period.

The Australian Defence Force provided support to a total of 542 residential aged care homes between February and September 2022. The ADF deployment ceased on 30 September 2022.

Oral antiviral treatments

Distribution of the oral anti-viral Lagevrio (Molnupiravir) commenced on 6 February 2022 to all RACFs with outbreak sites prioritised for delivery. The National Medical Stockpile has deployed 48,269 treatment courses of Lagevrio (Molnupiravir) to aged care facilities.

92,911 prescriptions for Lagevrio (Molnupiravir) have been issued to residents in residential aged care facilities, with a further 8,841 prescriptions for Paxlovid (nirmatrelvir + ritonavir) also issued since 28 February 2022 and up to 11 January 2024.

*Note: Oral antiviral data is only being updated monthly.

Vaccination in Residential Aged Care Facilities

People living in residential aged care are a high priority for the Government's COVID-19 vaccination program.

Older age remains the biggest risk factor for severe COVID-19 disease. Vaccination offers added protection to help reduce the risk of severe illness or hospitalisation of aged care residents.

The department is working with both the aged care and primary care sectors to ensure residents have access to the COVID-19 vaccine. It continues to target support for residential aged care facilities to arrange COVID-19 vaccinations with local primary care providers such as GPs, community pharmacists and Aboriginal Community Controlled Health Services.

As at 17 January 2024:

- 68.6% of aged care residents have received a booster dose since 1 January 2023.
- 51.5k (30.2%) aged care residents received a booster dose in the last 6 months.
- 3,016 aged care residents received a vaccine dose in the last week.

Table 4: Aged care COVID-19 Booster Doses (data as at 17 January 2024)

Jurisdiction	Received booster in last 6 months	
	Residents vaccinated	% of residents vaccinated
National	51.5k	30.2%
ACT	0.9k	42.4%
NSW	16.8k	30.6%
NT	<200	26.7%
QLD	9.7k	28.1%
SA	5k	33.3%
TAS	1.6k	38.6%
VIC	13.6k	30.8%
WA	3.8k	24.6%

Source: Matched Australian Immunisation Register (AIR) data of residents in permanent residential aged care.

For reporting accuracy, the total aged care resident population only includes residents who have been linked with their vaccination records. As residential aged care populations are fluid, the total population for vaccination are an estimate only and there is an administrative lag with the aged care recipient data which is linked to AIR data. Counts may fluctuate due to enhancements to data over time.

Key: k= thousand

Infection control and audit

People living in residential aged care homes remain a high priority for the Government's COVID-19 vaccination program. The Department is continuing to communicate with both the aged care and primary care sectors, reinforcing the importance of uptake and promoting the 2023 booster dose via regular newsletters, bulletins, social media videos and webinars.

All aged care residents who have not had a COVID-19 vaccination, or a COVID-19 infection within the last 6 months, continue to be offered a 2023 booster dose. The added protection from vaccination is especially important for aged care residents and will help reduce the risk of severe illness or hospitalisation.

The Department continues to work with Primary Health Networks to support residential aged care homes across Australia to arrange COVID-19 vaccination in-reach clinics with local primary care providers such as GPs, pharmacists, and Aboriginal Community Controlled Health Services.

As at 18 January 2024, the Commission had conducted 5,977 ICM spot checks to observe infection control practices and PPE protocols in residential aged care facilities.

Table 5: Total Quality Assessment and Monitoring Activities with residential services (including IPC), by type and month 1 March 2020 to 18 January 2024

Regulatory Activities	2019-20 (1 Mar - 30 Jun 2020)	2020-21	2021-22	2022-23	2023-24 (to 18 Jan)	Total
Site visits	318	3,452	1,732	3,814	1,822	11,138
Non-site activities	3,709	8,381	6,665	1,413	308	20,476
Total activities	4,027	11,833	8,397	5,227	2,130	31,614

Appendix 1: National residential aged care services with Active outbreaks COVID-19

Please note, information reported in this table has been directly reported to the Department of Health and Aged Care by residential aged care facilities. Total cases refers to all staff and resident cases associated with the active outbreak and may not reflect the count of currently active cases. Where numbers have been incorrectly reported, facilities are able to correct these in the COVID-19 Support Portal through My Aged Care. Where a facility is reporting less than six resident or staff cases or less than six deaths, data has been suppressed to protect the privacy of affected individuals (note that “n/p” indicates data is not provided to protect privacy).

Service Name	State	Resident Deaths	Resident Cases	Staff Cases	Total Incidents
BaptistCare Griffith	Australian Capital Territory	0	<6	0	<6
Pines Living	Australian Capital Territory	0	24	13	37
Uniting Mirinjani Weston ACT	Australian Capital Territory	<6	8	<6	n/p
A H Orr Lodge	New South Wales	0	<6	<6	<6
Advantaged Care at Georges Manor	New South Wales	0	<6	0	<6
Advantaged Care at Prestons Lodge	New South Wales	0	11	<6	n/p
Agris Hutroff House	New South Wales	0	19	13	32
Ainslie House	New South Wales	0	0	8	8
Annandale Grove Care Community	New South Wales	0	<6	<6	<6
Arcare Oatlands	New South Wales	0	6	<6	n/p
Aruma Lodge	New South Wales	<6	28	7	35
Ascott Gardens	New South Wales	0	24	10	34
Ashfield Terrace Care Community	New South Wales	0	25	20	45
Aurum Wyoming	New South Wales	<6	12	<6	n/p
Bangalor Retreat	New South Wales	0	<6	<6	<6
Bankstown Terrace Care Community	New South Wales	0	<6	6	n/p
BaptistCare Bethshan Gardens Centre	New South Wales	0	<6	7	n/p
Bayside Residential Aged Care Facility	New South Wales	0	27	10	37
Bernard Chan Nursing Home	New South Wales	0	33	8	41
Blacktown Nursing Home	New South Wales	0	<6	<6	<6
Blacktown Terrace Care Community	New South Wales	<6	15	<6	n/p
Bolton Clarke Willowdale	New South Wales	0	<6	0	<6
Booroongen Djugun Limited	New South Wales	0	0	<6	<6

Service Name	State	Resident Deaths	Resident Cases	Staff Cases	Total Incidents
Boronia House	New South Wales	0	13	<6	n/p
Bossley Parkside Care Community	New South Wales	0	15	<6	n/p
Brentwood Residential Aged Care Facility	New South Wales	0	23	9	32
Bupa Ashbury	New South Wales	0	13	0	13
Bupa Banora Point	New South Wales	0	14	10	24
Bupa North Rocks	New South Wales	0	0	10	10
Bupa St Ives	New South Wales	0	9	<6	n/p
Bupa Willoughby	New South Wales	0	<6	<6	<6
Calvary Cessnock Retirement Community	New South Wales	0	<6	<6	9
Calvary Muswellbrook Retirement Community	New South Wales	0	<6	0	<6
Cardinal Stepinac Village	New South Wales	0	41	18	59
Carinya House	New South Wales	0	<6	<6	<6
Castle Hill Aged Care Home	New South Wales	0	<6	<6	<6
Catholic Healthcare Holy Spirit Casula	New South Wales	0	<6	<6	9
Catholic Healthcare Lewisham Nursing Home	New South Wales	0	10	<6	n/p
Catholic Healthcare Maranatha Lodge	New South Wales	0	<6	<6	6
Catholic Healthcare Our Lady of Loreto Gardens	New South Wales	0	<6	<6	6
Catholic Healthcare St Peter's Lane Cove North	New South Wales	0	9	<6	n/p
Catholic Healthcare The Sister Anne Court Aged Care	New South Wales	0	<6	<6	<6
Catholic Healthcare Villa Maria Centre	New South Wales	0	11	<6	n/p
Chiswick Manor Care Community	New South Wales	0	0	<6	<6
Cooee Lodge	New South Wales	0	8	<6	n/p
Dudley Foord House	New South Wales	0	<6	0	<6
Elizabeth Lodge (Rushcutters Bay)	New South Wales	0	<6	<6	<6
Estia Health Bankstown	New South Wales	0	0	<6	<6
Estia Health Bexley Park	New South Wales	0	11	<6	n/p
Estia Health Blakehurst	New South Wales	0	<6	<6	<6
Estia Health Camden	New South Wales	0	0	<6	<6
Estia Health Epping - The Poplars	New South Wales	0	9	<6	n/p

Service Name	State	Resident Deaths	Resident Cases	Staff Cases	Total Incidents
Estia Health Figtree	New South Wales	0	8	<6	n/p
Estia Health Kilbride	New South Wales	0	<6	<6	6
Estia Health Kogarah	New South Wales	0	17	9	26
Estia Health Manly Vale	New South Wales	0	<6	<6	6
Estia Health Merrylands	New South Wales	0	<6	<6	<6
Estia Health Ryde	New South Wales	0	0	<6	<6
Estia Health Taree	New South Wales	0	32	7	39
Estia Health Tuncurry	New South Wales	0	17	8	25
Feros Village Wommin Bay	New South Wales	<6	24	11	35
Glenmore Park Care Community	New South Wales	0	14	0	14
Goondie Aged Care Home	New South Wales	0	7	0	7
Grasmere Terrace	New South Wales	0	6	<6	n/p
Greenwood Aged Care	New South Wales	0	0	<6	<6
Guildford Nursing Home	New South Wales	0	8	<6	n/p
HammondCare - Darlinghurst	New South Wales	0	<6	0	<6
HammondCare - Erina	New South Wales	0	12	9	21
Haydays Retirement Hostel	New South Wales	0	<6	<6	<6
Heritage Botany	New South Wales	0	44	9	53
Heritage Illawong	New South Wales	0	<6	0	<6
Heritage Kingswood	New South Wales	0	12	<6	n/p
Heritage Queanbeyan	New South Wales	<6	37	<6	n/p
Highfields Manor Port Macquarie	New South Wales	0	<6	0	<6
Hixson Gardens Aged Care Facility	New South Wales	0	<6	<6	<6
Hunters Hill Montefiore Home	New South Wales	0	8	9	17
IRT Dalmeny	New South Wales	<6	16	13	29
IRT Macarthur	New South Wales	0	10	<6	n/p
IRT William Beach Gardens	New South Wales	0	19	7	26
IRT Woonona	New South Wales	0	15	11	26
James Milson Village North Sydney	New South Wales	0	<6	0	<6

Service Name	State	Resident Deaths	Resident Cases	Staff Cases	Total Incidents
James Milson Village Woolwich	New South Wales	0	24	7	31
Jesmond Aged Care	New South Wales	0	19	<6	n/p
Juliana Village	New South Wales	0	<6	<6	7
Kanwal Gardens Care Community	New South Wales	0	<6	<6	8
Killara Glades Care Community	New South Wales	0	0	<6	<6
Killarney Vale Care Community	New South Wales	<6	36	28	64
Marco Polo Woonona Care Services	New South Wales	0	9	8	17
Maroba Nursing Home	New South Wales	0	10	<6	n/p
Mary Mackillop Hostel Carrington Retirement Village	New South Wales	0	7	8	15
Meadowbank Grove Care Community	New South Wales	0	<6	0	<6
Melva McDonald Lodge	New South Wales	0	<6	<6	<6
Moran Kellyville	New South Wales	0	36	17	53
Murray Haven Hostel	New South Wales	0	9	<6	n/p
Murray House	New South Wales	0	<6	<6	6
Narraweena Grove Care Community	New South Wales	0	<6	<6	<6
Oran Park House Aged Care Facility	New South Wales	0	10	0	10
Peakhurst Nursing Home	New South Wales	0	14	6	20
Pemulwuy Aged Care	New South Wales	0	<6	<6	8
Pendle Hill Residential Aged Care Facility	New South Wales	0	0	<6	<6
Peninsula Villages Ltd	New South Wales	0	9	6	15
Peter Sinclair Gardens	New South Wales	0	<6	0	<6
Princess Juliana Lodge	New South Wales	0	<6	<6	6
Raffles Assisted Aged Care	New South Wales	0	<6	0	<6
Randwick Montefiore Home	New South Wales	0	22	20	42
Rosemore Aged Care	New South Wales	0	0	<6	<6
RSL ANZAC Village	New South Wales	0	13	0	13
Rutherford Park Care Community	New South Wales	0	<6	<6	<6
S Antonio Da Padova Nursing Home	New South Wales	0	0	6	6
Scalabrini Village Nursing Home (Bexley)	New South Wales	0	<6	0	<6

Service Name	State	Resident Deaths	Resident Cases	Staff Cases	Total Incidents
Seven Hills Nursing Home	New South Wales	0	6	0	6
Southern Cross Care John Woodward Residential Aged Care	New South Wales	0	<6	0	<6
Southern Cross Care Thornton Park	New South Wales	0	6	<6	n/p
St Andrew's Village Ballina	New South Wales	0	0	8	8
St Hedwig Village	New South Wales	0	7	0	7
St Vincent's Care Services Auburn	New South Wales	0	0	<6	<6
Stanmore Place Care Community	New South Wales	0	<6	<6	<6
Teloca House Hostel	New South Wales	0	<6	<6	8
The Manor Fairfield East	New South Wales	0	<6	<6	<6
The Royce Manor	New South Wales	0	36	10	46
The Shoreline	New South Wales	0	<6	<6	8
The Whiddon Group - Glenfield	New South Wales	0	9	<6	n/p
The Whiddon Group - Glenfield - Easton Park	New South Wales	<6	<6	<6	7
The Whiddon Group - Kelso	New South Wales	0	9	<6	n/p
The Whiddon Group - Maclean	New South Wales	0	<6	<6	9
Thomas and Rosetta Agst Aged Care Facility	New South Wales	0	<6	<6	<6
Tingira Hills Care Community	New South Wales	0	<6	<6	6
Toongabbie Terrace Care Community	New South Wales	0	<6	0	<6
Uniting Abrina Ashfield	New South Wales	0	9	<6	n/p
Uniting Berry	New South Wales	0	<6	<6	7
Uniting Carroona Yamba	New South Wales	0	<6	0	<6
Uniting Garden Suburb	New South Wales	0	10	<6	n/p
Uniting Irwin Hall Mayfield	New South Wales	0	6	<6	n/p
Uniting Koombahla Elmore Vale	New South Wales	0	<6	0	<6
Uniting Lindsay Gardens Hamilton	New South Wales	0	10	<6	n/p
Uniting Northaven Turramurra	New South Wales	0	6	<6	n/p
Uniting Quong Tart Ashfield	New South Wales	0	18	16	34
Uniting Ronald Coleman Lodge Woollahra	New South Wales	0	<6	<6	7
Uniting Wirreanda West Pennant Hills	New South Wales	0	11	<6	n/p

Service Name	State	Resident Deaths	Resident Cases	Staff Cases	Total Incidents
Uniting Wontama Orange	New South Wales	0	<6	<6	7
Wagga Wagga Community Aged Care	New South Wales	0	<6	<6	7
Wahroonga House	New South Wales	0	<6	0	<6
Wallarah Point Care Community	New South Wales	0	14	12	26
Warrigal Multi-Cultural Village	New South Wales	0	11	<6	n/p
Waterview Aged Care Facility	New South Wales	0	12	9	21
Whiddon Moree Nursing Home	New South Wales	<6	17	<6	n/p
Whitehall Nursing Home	New South Wales	0	<6	<6	<6
Willandra Residential Aged Care Facility	New South Wales	0	12	<6	n/p
Woodberry Village	New South Wales	0	9	0	9
Woolgoolga Aged Care Centre	New South Wales	0	<6	<6	<6
Yallaroo	New South Wales	0	6	<6	n/p
Anglicare SQ Edwin Marsden Tooth Memorial Home for Aged	Queensland	0	<6	0	<6
Arcare Helensvale St James	Queensland	0	<6	<6	n/p
Arcare Parkwood	Queensland	0	<6	0	<6
Arcare Seven Hills	Queensland	0	<6	0	<6
Arcare Slacks Creek	Queensland	0	<6	<6	9
Arcare Springwood	Queensland	0	15	<6	n/p
Arcare Thornlands	Queensland	0	<6	0	<6
Ashmore Gardens Care Community	Queensland	0	15	14	29
Benevolent Living	Queensland	<6	<6	0	<6
Berlasco Court Caring Centre	Queensland	0	6	<6	n/p
Bethesda Caring Centre	Queensland	0	<6	<6	<6
Blue Care Capricorn Aged Care Facility	Queensland	0	6	10	16
Blue Care Hervey Bay Masters Lodge Aged Care Facility	Queensland	0	7	<6	n/p
Blue Care Hollingsworth Elders Village	Queensland	0	<6	0	<6
Blue Care Rothwell Nazarene Aged Care Facility	Queensland	0	6	0	6
Bolton Clarke Carrington	Queensland	0	20	6	26
Bolton Clarke Centaur	Queensland	0	<6	0	<6

Service Name	State	Resident Deaths	Resident Cases	Staff Cases	Total Incidents
Bolton Clarke Fernhill	Queensland	0	0	<6	<6
Bolton Clarke Moreton Shores	Queensland	0	<6	<6	8
Brighton Health Campus (Gannet House)	Queensland	0	<6	<6	<6
Bupa Runaway Bay	Queensland	0	16	6	22
Calamvale Parklands Care Community	Queensland	0	<6	0	<6
Calvary Noosa	Queensland	0	13	<6	n/p
Camp Hill Aged Care	Queensland	0	0	<6	<6
Carinity Clifford House	Queensland	0	<6	0	<6
Carinity Wishart Gardens	Queensland	0	<6	<6	6
Carinya Home For The Aged	Queensland	<6	28	22	50
Casa D'amore Apartments	Queensland	0	12	<6	n/p
Churches of Christ Brig-o-doan Aged Care Service	Queensland	0	17	10	27
Churches of Christ Fair Haven Aged Care Service Hervey Bay	Queensland	0	<6	<6	6
Churches of Christ Golden Age Aged Care Service	Queensland	0	<6	<6	<6
Churches of Christ Gracehaven Aged Care Service	Queensland	0	<6	<6	n/p
Churches of Christ Marana Gardens Aged Care Service	Queensland	0	<6	0	<6
Churches of Christ Rockingham Aged Care Service	Queensland	0	10	8	18
Churches of Christ Stanthorpe Aged Care Service	Queensland	0	11	<6	n/p
Cooinda House	Queensland	<6	6	0	6
Dalrymple Villa	Queensland	0	17	9	26
De Paul Villa Aged Care	Queensland	0	<6	11	n/p
Dovetree	Queensland	0	19	14	33
Edge Hill Orchards	Queensland	0	<6	<6	<6
Estia Health Hervey Bay	Queensland	<6	53	13	66
Estia Health Mount Coolum	Queensland	0	14	<6	n/p
Estia Health Mudgeeraba	Queensland	0	0	<6	<6
Finnicare Aged Care	Queensland	0	<6	<6	<6
Forest View Residential Care Facility	Queensland	0	0	<6	<6
Garden City Retirement Home	Queensland	0	9	8	17

Service Name	State	Resident Deaths	Resident Cases	Staff Cases	Total Incidents
Infinite Care Ashmore	Queensland	0	6	<6	n/p
Infinite Care Cleveland	Queensland	0	37	13	50
Infinite Care Edmonton Gardens	Queensland	0	<6	6	n/p
Infinite Care Ipswich	Queensland	0	<6	<6	<6
Infinite Care Mount Lofty	Queensland	0	<6	<6	<6
Jeta Gardens Aged Care Facility	Queensland	0	6	6	12
Kirra Beach Care Community	Queensland	0	<6	<6	<6
Lodges on George	Queensland	0	<6	<6	6
Lutheran Services - Wahroonga	Queensland	0	<6	<6	<6
Magnolia Aged Care Coomera	Queensland	<6	19	15	34
Morayfield Grove Care Community	Queensland	0	12	17	29
New Auckland Place	Queensland	0	26	14	40
Oxley Grove Care Community	Queensland	0	24	12	36
Ozcare Bakhita Villa Aged Care Facility	Queensland	0	13	6	19
Parkview	Queensland	0	6	0	6
Peninsula Aged Care Service	Queensland	0	27	20	47
Pyramid Residential Care Centre	Queensland	0	12	14	26
Regis The Gap	Queensland	0	18	11	29
Rockpool Carseldine	Queensland	0	7	<6	n/p
Sinamon Village - Knowles Court	Queensland	0	6	0	6
Sinamon Village - Reid Court	Queensland	0	13	<6	n/p
Southern Cross Care Raceview - St Mary's	Queensland	0	<6	<6	<6
Springwood Terrace Care Community	Queensland	0	<6	<6	<6
St Nicholas Aged Care	Queensland	0	<6	<6	6
St Paul de Chartres Residential Aged Care	Queensland	0	0	13	13
St Vincent's Care Services Arundel	Queensland	0	<6	<6	9
St Vincent's Care Services Mitchelton	Queensland	<6	<6	<6	<6
St Vincent's Care Services Toowoomba - Hostel	Queensland	0	17	17	34
The Oaks Residential Aged Care Facility	Queensland	0	<6	<6	8

Service Name	State	Resident Deaths	Resident Cases	Staff Cases	Total Incidents
Varsity Views Care Community	Queensland	<6	46	19	65
Wheller Gardens - John Wesley Gardens	Queensland	0	<6	0	<6
ACH Group Residential Care - Colton Court	South Australia	0	<6	0	<6
ACH Group Residential Care - Perry Park (high care)	South Australia	0	<6	<6	<6
ACH Group Residential Care - ViTA	South Australia	0	6	<6	n/p
ACH Group Residential Care - West Park	South Australia	0	<6	<6	<6
Aminya Village Hostel	South Australia	0	<6	14	n/p
AnglicareSA Brompton	South Australia	0	<6	<6	<6
Bene Aged Care - The Italian Village	South Australia	0	13	<6	n/p
Bupa Woodville	South Australia	0	7	6	13
Calvary Flora McDonald Retirement Community	South Australia	0	<6	<6	7
Christies Beach Residential Care Services	South Australia	0	34	10	44
Clayton Church Homes - Prospect	South Australia	0	<6	0	<6
Edenfield Family Care	South Australia	0	<6	0	<6
Eldercare The Lodge	South Australia	0	12	12	24
Estia Health Aldgate	South Australia	0	16	<6	n/p
Estia Health Craigmore	South Australia	0	<6	0	<6
Estia Health Flagstaff Hill	South Australia	0	26	10	36
Estia Health Golden Grove	South Australia	0	10	<6	n/p
Everard Park Care Community	South Australia	0	14	<6	n/p
Glen Osmond Grove Care Community	South Australia	0	11	7	18
Helping Hand Aged Care - Golden Grove	South Australia	<6	23	8	31
Helping Hand Aged Care - Lightsview	South Australia	0	<6	<6	<6
Helping Hand Aged Care - Rotary House	South Australia	0	<6	<6	<6
Joslin Manor Care Community	South Australia	0	<6	<6	<6
Linsell Lodge Aged Care Facility	South Australia	0	13	8	21
Mt View Homes Inc	South Australia	0	<6	<6	8
Murray Mudge	South Australia	0	<6	<6	<6
Regis Playford	South Australia	0	6	8	14

Service Name	State	Resident Deaths	Resident Cases	Staff Cases	Total Incidents
Resthaven Malvern	South Australia	0	<6	<6	<6
Resthaven Paradise	South Australia	0	9	<6	n/p
Southern Flinders - Laura MPS	South Australia	0	<6	<6	<6
St Basil's at St Peters	South Australia	0	<6	0	<6
Tanunda Lutheran Home	South Australia	<6	30	7	37
UnitingSA Wesley House Aged Care	South Australia	0	<6	<6	<6
Wheatfields Incorporated	South Australia	0	<6	<6	<6
Barossa Park Lodge	Tasmania	0	8	<6	n/p
Bishop Davies Court	Tasmania	0	11	8	19
Calvary Sandhill	Tasmania	0	<6	<6	6
Corumbene Hostel	Tasmania	0	19	12	31
Emmertons Park Aged Care Facility	Tasmania	0	16	6	22
Mount Esk Aged Care	Tasmania	0	22	21	43
The Queen Victoria Home	Tasmania	<6	10	15	25
Uniting AgeWell Queenborough Rise	Tasmania	0	7	0	7
Wynyard Care Centre	Tasmania	0	<6	0	<6
70 Lowe Street	Victoria	0	<6	<6	9
AdventCare Whitehorse	Victoria	0	9	<6	n/p
Arcare Point Lonsdale	Victoria	0	6	<6	n/p
Arcare Reservoir	Victoria	0	<6	0	<6
Assisi Centre Aged Care	Victoria	0	<6	<6	<6
Aurum Reservoir	Victoria	0	17	0	17
Bairnsdale Regional Health Service	Victoria	0	<6	<6	<6
Baptcare - Hedley Sutton Community	Victoria	0	<6	0	<6
Baptcare - Strathalan Community	Victoria	0	12	7	19
Baptcare Abbey Gardens Community	Victoria	0	19	14	33
Baptcare Brookview Community	Victoria	0	7	0	7
Baptcare Coasthaven Community	Victoria	<6	16	<6	n/p
Baptcare Peninsula View Community	Victoria	0	<6	<6	<6

Service Name	State	Resident Deaths	Resident Cases	Staff Cases	Total Incidents
Baptcare The Orchards Community	Victoria	0	16	<6	n/p
Baptcare Wyndham Lodge Community	Victoria	0	9	<6	n/p
Belvedere Aged Care	Victoria	0	<6	0	<6
Benetas Corowa Court	Victoria	0	8	<6	n/p
BlueCross Ashby	Victoria	<6	17	<6	n/p
BlueCross Cresthaven	Victoria	0	<6	<6	<6
BlueCross The Mews	Victoria	0	6	<6	n/p
BlueCross Westgarth	Victoria	0	20	<6	n/p
Brimlea Aged Care	Victoria	0	9	0	9
Bupa Portland	Victoria	0	29	24	53
Bupa Templestowe	Victoria	<6	51	8	59
Calvary Balmoral Grove	Victoria	0	8	6	14
Calvary Elanora	Victoria	0	16	6	22
Calvary Goonawarra	Victoria	0	0	<6	<6
Calvary Kirralee	Victoria	0	<6	<6	7
Calvary Lower Plenty Garden Views	Victoria	0	<6	<6	<6
Calvary Narracan Gardens	Victoria	0	12	10	22
Calvary The Highbury	Victoria	0	<6	0	<6
Carinya Lodge Hostel	Victoria	0	11	12	23
Carrum Downs Private Nursing Home	Victoria	0	16	10	26
CCSSCI - On Luck Chinese Nursing Home	Victoria	0	8	9	17
Clarendon Grange Hostel	Victoria	0	<6	<6	<6
Craigcare Mornington	Victoria	0	10	<6	n/p
Craigcare Pascoe Vale	Victoria	0	16	<6	n/p
Cumberland View Aged Care - Whalley Drive	Victoria	0	9	6	15
Doutta Galla Avondale Heights Aged Care Facility	Victoria	0	23	<6	n/p
Doutta Galla Footscray Aged Care Facility	Victoria	0	<6	0	<6
Doutta Galla Queens Park Aged Care Facility	Victoria	0	18	<6	n/p
Embracia in Reservoir	Victoria	0	<6	0	<6

Service Name	State	Resident Deaths	Resident Cases	Staff Cases	Total Incidents
Emmavale Gardens	Victoria	0	11	<6	n/p
Epping Meadows Care Community	Victoria	0	<6	<6	<6
Estia Health Bannockburn	Victoria	0	0	<6	<6
Estia Health Glen Waverley	Victoria	0	<6	<6	7
Estia Health Melton South	Victoria	0	9	<6	n/p
Estia Health Werribee	Victoria	0	<6	0	<6
Eva Tilley Memorial Hostel	Victoria	0	35	<6	n/p
Frankston Nursing Home	Victoria	0	6	6	12
Glengollan Village	Victoria	0	11	<6	n/p
Grace Of Mary Greek Cypriot Elderly Hostel	Victoria	0	6	<6	n/p
Heritage Northcote	Victoria	0	0	<6	<6
Homewood Residential Aged Care	Victoria	0	12	0	12
Hope Aged Care Brunswick	Victoria	0	14	<6	n/p
Hope Aged Care Swan Hill	Victoria	0	13	8	21
Inverloch Coast Care Community	Victoria	0	8	6	14
Jacaranda House Hostel	Victoria	0	<6	<6	<6
Liferview The Willows	Victoria	0	14	<6	n/p
Liferview Willow Wood	Victoria	<6	25	11	36
MannaCare - Cassia House	Victoria	0	<6	<6	9
Margery Cole Residential Care Service	Victoria	0	<6	<6	6
mecwacare Calwell Manor	Victoria	0	<6	<6	<6
Mekong Cairnlea Vietnamese Aged Care	Victoria	0	10	<6	n/p
Mekong Vietnamese Aged Care	Victoria	0	7	<6	n/p
Melbourne Hebrew Memorial Nursing Home	Victoria	0	10	0	10
Melville Grange Hostel	Victoria	0	9	<6	n/p
Mercy Health Bethlehem Home For The Aged	Victoria	<6	9	<6	n/p
Mercy Place Nixon	Victoria	0	6	<6	n/p
Millhaven Lodge	Victoria	0	<6	<6	<6
Moyne Health Services-Moyneyana House	Victoria	0	<6	<6	<6

Service Name	State	Resident Deaths	Resident Cases	Staff Cases	Total Incidents
Napier Street Aged Care Services	Victoria	0	0	<6	<6
Noble Gardens Residential Aged Care	Victoria	0	17	0	17
Peninsula Grange Aged Care	Victoria	0	<6	0	<6
Prom Country Aged Care	Victoria	0	<6	0	<6
Racecourse Grange Residential Care	Victoria	0	<6	0	<6
Regis Blackburn	Victoria	0	39	20	59
Regis Dandenong North	Victoria	<6	28	0	28
Royal Freemasons Flora Hill	Victoria	0	<6	0	<6
Sale Gardens Care Community	Victoria	0	16	<6	n/p
Sherbrooke Private Nursing Home	Victoria	0	14	8	22
Skipton Nursing Home	Victoria	0	<6	6	n/p
St John's	Victoria	0	11	<6	n/p
St Vincent's Care Services Eltham - Eltham Lodge	Victoria	0	19	<6	n/p
St Vincent's Care Services Eltham - Willandra Lodge	Victoria	0	43	<6	n/p
St Vincent's Care Services Kew	Victoria	0	9	6	15
St Vincent's Care Services Werribee	Victoria	0	<6	0	<6
The Bays Aged Care Facility	Victoria	0	17	7	24
TriCare Williams Landing Aged Care Residence	Victoria	0	6	<6	n/p
Uniting AgeWell Noble Park	Victoria	0	6	<6	n/p
Uniting AgeWell Strathdon Community	Victoria	0	23	0	23
Vasey RSL Care Bundoora	Victoria	0	<6	0	<6
Vasey RSL Care Frankston South	Victoria	0	<6	<6	<6
Victorian Elderly Chinese Hostel	Victoria	0	<6	0	<6
Villa Maria Catholic Homes O'Neill Aged Care Residence	Victoria	0	<6	<6	<6
Villa Maria Catholic Homes Wantirna Aged Care Residence	Victoria	0	<6	0	<6
Village Baxter - Manor	Victoria	<6	<6	<6	6
Warrandyte Gardens Care Community	Victoria	0	<6	8	n/p
Water Gardens	Victoria	0	7	<6	n/p
Waverley Valley Care Community	Victoria	0	11	<6	n/p

Service Name	State	Resident Deaths	Resident Cases	Staff Cases	Total Incidents
Weary Dunlop Retirement Village	Victoria	0	<6	<6	<6
Acacia Living Group Menora Gardens Aged Care Facility	Western Australia	0	<6	<6	9
Aegis Amberley	Western Australia	0	<6	0	<6
Aegis Amherst	Western Australia	0	7	<6	n/p
Aegis Balmoral	Western Australia	0	<6	<6	7
Aegis Bassendean	Western Australia	0	<6	0	<6
Aegis Ellenvale	Western Australia	<6	17	7	24
Aegis Montgomery	Western Australia	0	<6	0	<6
Aegis Stirling	Western Australia	0	25	13	38
Aegis The Pines	Western Australia	0	<6	<6	<6
Alfred Cove Care Community	Western Australia	0	8	7	15
Applecross Shore Care Community	Western Australia	0	6	<6	n/p
Archbishop Goody Hostel	Western Australia	0	9	<6	n/p
Armadale Place Care Community	Western Australia	0	26	<6	n/p
Bethanie Beachside	Western Australia	0	18	<6	n/p
Bethanie Dalyellup	Western Australia	0	<6	0	<6
Brightwater Onslow Gardens	Western Australia	0	<6	<6	<6
Brightwater The Cove	Western Australia	0	18	13	31
Brightwater The Oaks	Western Australia	0	0	<6	<6
Capecare	Western Australia	0	<6	<6	<6
Capecare Dunsborough	Western Australia	0	0	<6	<6
Craigcare Ascot Waters	Western Australia	<6	39	14	53
Dryandra Residential and Community Care Inc	Western Australia	<6	17	9	26
Edward Collick Home	Western Australia	0	27	7	34
Frank Prendergast House	Western Australia	<6	<6	6	n/p
Italian Village Fremantle	Western Australia	<6	20	10	30
Joseph Cooke House	Western Australia	0	<6	0	<6
Juniper Annesley	Western Australia	0	27	<6	n/p
Juniper Hayloft	Western Australia	0	7	16	23

Service Name	State	Resident Deaths	Resident Cases	Staff Cases	Total Incidents
Juniper Hillcrest	Western Australia	0	10	6	16
Juniper Riverslea	Western Australia	0	10	<6	n/p
Karinya Residential Care	Western Australia	0	<6	0	<6
Katanning MPS	Western Australia	0	<6	0	<6
Kinross Care Community	Western Australia	0	<6	0	<6
Koh-I-Noor Contemporary Care	Western Australia	0	6	<6	n/p
Little Sisters of the Poor Glendalough Home	Western Australia	0	<6	0	<6
MercyCare Rockingham	Western Australia	0	8	0	8
Midland Nursing Home	Western Australia	0	0	<6	<6
MYVISTA Balcatta	Western Australia	0	18	28	46
Nannup MPS	Western Australia	0	<6	<6	6
Peter Arney Home	Western Australia	0	<6	0	<6
Regis Bunbury	Western Australia	0	10	<6	n/p
St George's Care Centre	Western Australia	0	15	7	22
SwanCare Ningana	Western Australia	<6	9	<6	n/p
Thomas Scott Hostel	Western Australia	0	16	<6	n/p
Treeby Parklands Care Community	Western Australia	0	14	8	22
Vivian Bullwinkel Lodge	Western Australia	0	<6	0	<6
Yaandina Aged Care	Western Australia	0	<6	<6	<6