



COVID-19 outbreaks in Australian residential aged care facilities

National snapshot

As at 8:00 am **7 December** 2023 there are **1,996** active COVID-19 cases in **317** active outbreaks in residential aged care facilities across Australia. There have been **141** new outbreaks, **22** new resident deaths and **1,670** combined new resident and staff cases reported since **30** November 2023.

Table 1: Aged Care COVID-19 data as at 8.00am 7 December 2023¹

Category	Active ²	Previous 7 days	Cumulative Total	Previous 7 days
Outbreaks ³	317	34	17612	141
Residential Aged Care Facilities affected	317	34	2852	1
Resident Cases ⁴	1410	88	170161	1172
Resident Deaths	N/A	N/A	6070	22
Staff Cases	586	-10	97155	498

Residential aged care homes with active outbreaks are included in Appendix 1.

Table 2: Overview of Active Outbreaks in Australia

	ACT	NSW	NT	QLD	SA	TAS	VIC	WA	Total
Total Facilities with outbreaks	3	92	1	70	33	7	75	36	317
Total number of active resident cases	6	439	2	320	154	16	331	142	1,410
Total number of active staff cases	2	166	1	162	57	14	95	89	586
Total Outbreaks Opened in Previous 7 Days	1	42	0	37	14	3	30	14	141
Total Outbreaks Closed in Previous 7 Days	2	23	1	22	7	3	34	15	107

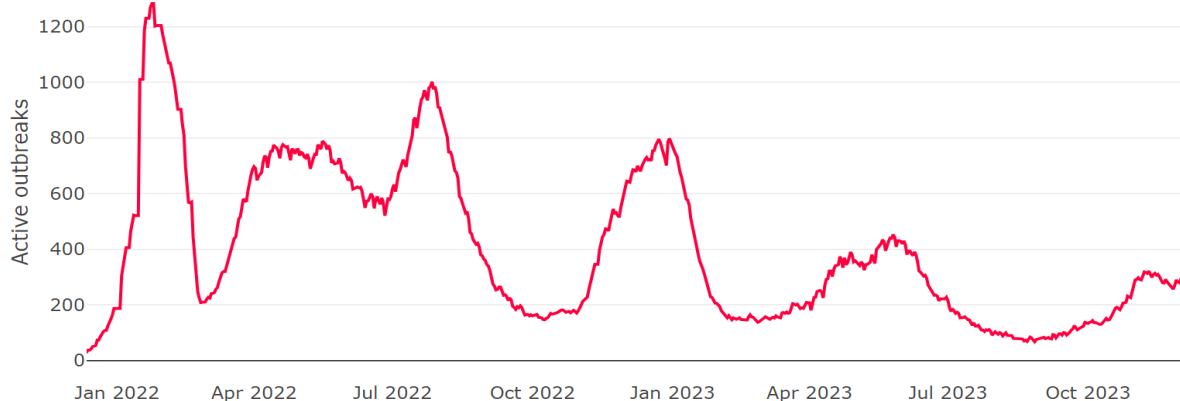
¹ Outbreak opening and closure includes changes in the status of exposure sites to outbreaks (and vice versa), which are applied retrospectively to facility records. New case information can also change the status of a recovered site back to an active outbreak site. As a result, changes in active outbreak status may not align with day on day variations to active totals. These adjustments will also affect the number of cases in staff and residents reported each week.

² Active residents and staff cases are the total currently positive cases in active outbreaks

³ An outbreak is considered to be active pending advice from the relevant Public Health Unit. An outbreak is defined as at least 1 positive case in a resident or 2+ cases in staff.

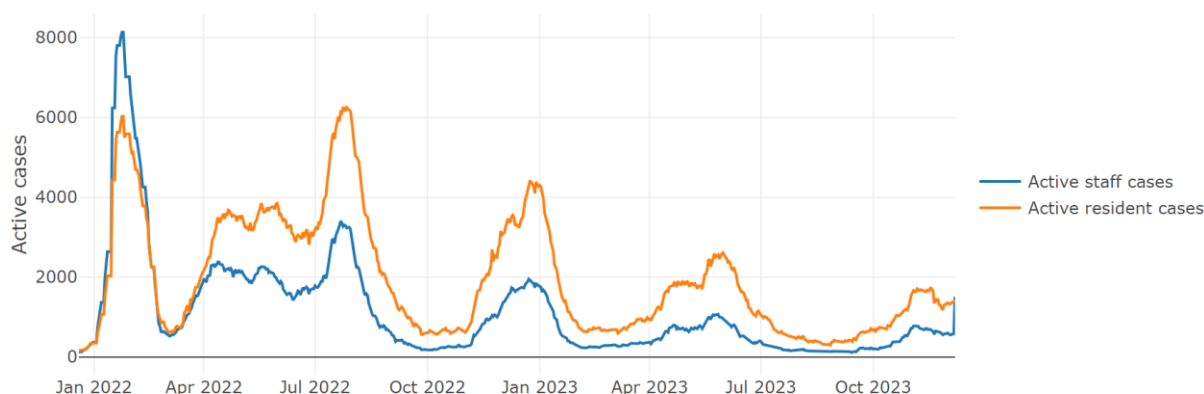
⁴ Case numbers and numbers of deaths are dependent upon reporting from facilities and validation of deaths from state and territory governments. This is subject to change as further information is provided.

Figure 1: National Outbreak Trends in Aged Care



Notes: (i) Residential aged care case data as at 7 Dec 2023
 (ii) The large increase in outbreaks on 16 January 2022 is driven by a reporting lag.

Figure 2: Trends in Aged Care Cases – December 2021 to Present



Notes: (i) Residential aged care case data as at 7 Dec 2023
 (ii) The large increase in active cases on 16 January 2022 is driven by a reporting lag.
 (iii) Cases are considered active for 14 days from the date they are reported.

Mortality

For the period of 1 July 2023 to 11 November 2023, COVID-19 is recorded as the cause of death in 1.3 percent of all deaths in permanent residents in aged care facilities.

Since the beginning of the Omicron outbreak in mid December⁵ 2021, there have been 115,364 deaths in residential aged care from all causes (report period from 15 December 2021 to 11 November 2023)⁶. COVID-19 deaths account for 4.4 percent of this figure.

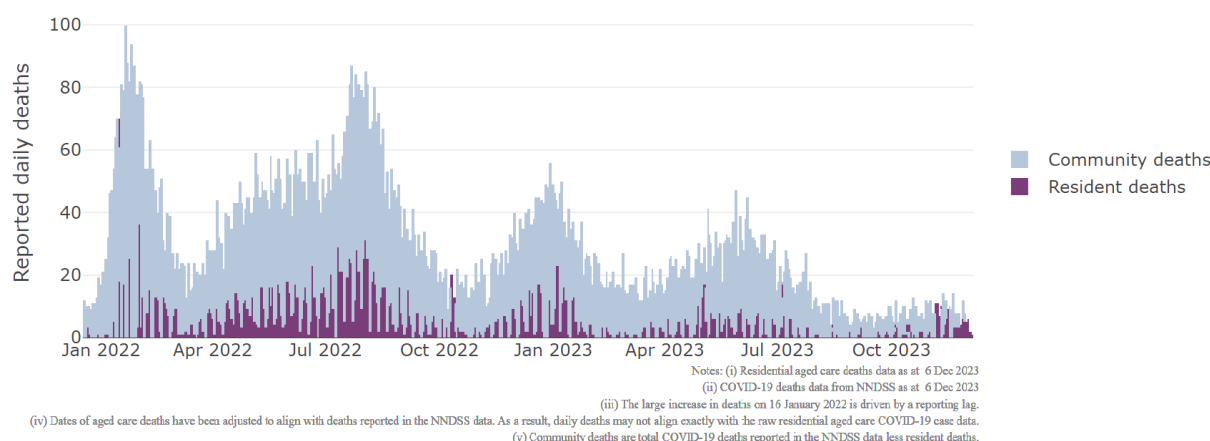
Over the course of the pandemic, all-cause excess mortality in Residential Aged Care was below expected numbers in 2020, and within expected range in 2021. In the first half of 2022, all-cause excess mortality in Residential Aged Care was above the expected range. Excess mortality for the second half of the 2022 is yet to be finalised.

***Mortality figures for this week are unchanged due to updates to the departments transition to new data platforms.**

⁵ The Omicron outbreak start date has been redefined from late November 2021 to mid December 2021. Changes have been made to align reporting with the start date of Omicron published in the Department’s external facing Epidemiology report.

⁶ The Department is now accessing aged care deaths data from the SIEBEL dataset. Figures are live and subject to change. Source: Department of Health and Aged Care unpublished data / SIEBEL dataset.

Figure 3: COVID-19 Deaths in Residential Aged Care Facilities overlaid with Community deaths



Workforce in active residential aged care outbreaks

As at **8 December** 2023, workforce surge staff have filled a total of **184,501** shifts in aged care services impacted by COVID-19, including **470** in the past 7 days. In the past 7 days (to **8 December**) surge workforce providers have assisted **27** residential aged care homes. These shifts include roles for GPs, nurses, care workers, allied health workers, executive and ancillary staff. This includes:

Table 3: Workforce resources supplied to residential aged care facilities

Workforce provider	Total Shifts	Previous 7 days
Recruitment, Consulting and Staffing Association	103,852	0
Healthcare Australia (Workforce Surge)	15,205	57
Healthcare Australia (NACER)	2,295	N/A
Mable	2,711	N/A
Aspen Medical	27,704	140
HealthX	28,678	273
Torrens	4,056	N/A

The Australian Defence Force provided support to a total of 542 residential aged care homes between February and September 2022. The ADF deployment ceased on 30 September 2022.

Oral antiviral treatments

Distribution of the oral anti-viral Lagevrio (Molnupiravir) commenced on 6 February 2022 to all RACFs with outbreak sites prioritised for delivery. The National Medical Stockpile has deployed 48,269 treatment courses of Lagevrio (Molnupiravir) to aged care facilities.

86,909 prescriptions for Lagevrio (Molnupiravir) have been issued to residents in residential aged care facilities, with a further **8,048** prescriptions for Paxlovid (nirmatrelvir + ritonavir) also issued since 28 February 2022 and up to **30 November** 2023.

*Note: Oral antiviral data is only being updated monthly.

Vaccination in Residential Aged Care Facilities

People living in residential aged care are a high priority for the Government's COVID-19 vaccination program.

Older age remains the biggest risk factor for severe COVID-19 disease. Vaccination offers added protection to help reduce the risk of severe illness or hospitalisation of aged care residents.

The department is working with both the aged care and primary care sectors to ensure residents have access to the COVID-19 vaccine. It continues to target support for residential aged care facilities to arrange COVID-19 vaccinations with local primary care providers such as GPs, community pharmacists and Aboriginal Community Controlled Health Services.

As at **6 December** 2023:

- **52.5k (30.8%)** aged care residents received a booster dose in the last 6 months.
- **1,023** aged care residents received a booster dose in the last week.

Table 4: Aged care COVID-19 2023 Booster Doses (data as at 6 December 2023)

Jurisdiction	Received booster in last 6 months	
	Residents vaccinated	% of residents vaccinated
National	52.5k	30.8%
ACT	0.8k	38.0%
NSW	17.1k	31.1%
NT	<200	33.2%
QLD	9k	26.2%
SA	4.7k	31.2%
TAS	1.6k	38.3%
VIC	14.3k	32.4%
WA	4.9k	31.7%

Source: Matched Australian Immunisation Register (AIR) data of residents in permanent residential aged care.

For reporting accuracy, the total aged care resident population only includes residents who have been linked with their vaccination records. As residential aged care populations are fluid, the total population for vaccination are an estimate only and there is an administrative lag with the aged care recipient data which is linked to AIR data. Counts may fluctuate due to enhancements to data over time.

Key: k= thousand

Infection control and audit

People living in residential aged care homes remain a high priority for the Government's COVID-19 vaccination program. The Department is continuing to communicate with both the aged care and primary care sectors, reinforcing the importance of uptake and promoting the 2023 booster dose via regular newsletters, bulletins, social media videos and webinars.

All aged care residents who have not had a COVID-19 vaccination, or a COVID-19 infection within the last 6 months, continue to be offered a 2023 booster dose. The added protection from vaccination is especially important for aged care residents and will help reduce the risk of severe illness or hospitalisation.

The Department continues to work with Primary Health Networks to support residential aged care homes across Australia to arrange COVID-19 vaccination in-reach clinics with local primary care providers such as GPs, pharmacists, and Aboriginal Community Controlled Health Services.

As at 30 November 2023, the Commission had conducted 5,885 ICM spot checks to observe infection control practices and PPE protocols in residential aged care facilities.

Table 5: Total Quality Assessment and Monitoring Activities with residential services (including IPC), by type and month 1 March 2020 to 30 November 2023

Regulatory Activities	2019-20 (1 Mar - 30 Jun 2020)					2023-24	Total
	2019-20 (1 Mar - 30 Jun 2020)	2020-21	2021-22	2022-23	(to 30 Nov)		
Site visits	318	3,452	1,732	3,814	1,532	10,848	
Non-site activities	3,709	8,381	6,665	1,413	226	20,394	
Total activities	4,027	11,833	8,397	5,227	1,758	31,242	

Data on Infection control and audit activities is not available this week.

Appendix 1: National residential aged care services with Active outbreaks COVID-19

Please note, information reported in this table has been directly reported to the Department of Health and Aged Care by residential aged care facilities. Total cases refers to all staff and resident cases associated with the active outbreak and may not reflect the count of currently active cases. Where numbers have been incorrectly reported, facilities are able to correct these in the COVID-19 Support Portal through My Aged Care. Where a facility is reporting less than six resident or staff cases or less than six deaths, data has been suppressed to protect the privacy of affected individuals (note that “n/p” indicates data is not provided to protect privacy).

Service Name	State	Resident Deaths	Resident Cases	Staff Cases	Total Incidents
Pines Living	Australian Capital Territory	0	<6	0	<6
Uniting Amala Gordon ACT	Australian Capital Territory	0	<6	<6	<6
Uniting Mirinjani Weston ACT	Australian Capital Territory	0	<6	<6	<6
Advantaged Care at Georges Manor	New South Wales	<6	11	<6	n/p
Alstonville Adventist Aged Care Facility	New South Wales	0	<6	<6	7
Anglican Care Kilpatrick Court	New South Wales	0	<6	<6	8
Annandale Grove Care Community	New South Wales	0	7	<6	n/p
Anthem	New South Wales	0	7	0	7
Aurrum Erina	New South Wales	0	9	<6	n/p
BaptistCare Caloola Centre	New South Wales	0	<6	<6	7
Bolton Clarke Willowdale	New South Wales	0	<6	0	<6
Bupa Banora Point	New South Wales	0	<6	<6	7
Bupa Baulkham Hills	New South Wales	0	<6	<6	7
Calvary Corymbia	New South Wales	0	<6	0	<6
Calvary Muswellbrook Retirement Community	New South Wales	<6	17	<6	n/p
Cardinal Stepinac Village	New South Wales	0	17	<6	n/p
Catholic Healthcare Emmaus Village	New South Wales	0	9	<6	n/p
Catholic Healthcare St Anne's Aged Care	New South Wales	0	10	<6	n/p
Catholic Healthcare St Peter's Lane Cove North	New South Wales	0	<6	<6	<6
Cherrybrook Christian Care Centre	New South Wales	0	8	<6	n/p
Constitution Hill Aged Care	New South Wales	0	<6	<6	7
Dudley Foord House	New South Wales	<6	<6	0	<6

Service Name	State	Resident Deaths	Resident Cases	Staff Cases	Total Incidents
Dural House Aged Care	New South Wales	0	<6	0	<6
Eileen Armstrong House	New South Wales	0	8	<6	n/p
Elizabeth Lodge (Rushcutters Bay)	New South Wales	0	<6	<6	7
Estia Health Albury	New South Wales	0	14	<6	n/p
Estia Health Epping - The Poplars	New South Wales	0	<6	<6	<6
Estia Health Kilbride	New South Wales	0	13	<6	n/p
Estia Health Ryde	New South Wales	0	<6	<6	<6
Ferndale Gardens Aged Care Facility	New South Wales	0	<6	<6	<6
Garrawarra Centre	New South Wales	0	<6	<6	9
Gillawarna Village	New South Wales	0	<6	0	<6
Glenmore Park Care Community	New South Wales	0	<6	0	<6
Goodhew Gardens	New South Wales	0	<6	<6	6
Hakea Grove Aged Care	New South Wales	0	17	6	23
HammondCare Mason	New South Wales	0	<6	0	<6
Hill View House Aged Care Facility	New South Wales	0	29	6	35
Hixson Gardens Aged Care Facility	New South Wales	0	0	<6	<6
Horton House and Warmington Lodge	New South Wales	0	<6	0	<6
Hunters Hill Montefiore Home	New South Wales	0	0	<6	<6
Inasmuch Community Hostel	New South Wales	0	0	<6	<6
Indochinese Aged Care Services	New South Wales	0	11	<6	n/p
Katoomba Views Care Community	New South Wales	0	<6	<6	<6
Lemongrove Gardens Hostel	New South Wales	0	7	<6	n/p
Mark Moran at Little Bay	New South Wales	<6	8	<6	n/p
Mary Mackillop Hostel Carrington Retirement Village	New South Wales	0	0	<6	<6
McMaugh Gardens Hostel	New South Wales	0	<6	<6	8
Milford House Nursing Home	New South Wales	0	<6	0	<6
Miranda Aged Care Facility	New South Wales	0	10	0	10
Murray Vale Shalem Hostel	New South Wales	0	11	7	18

Service Name	State	Resident Deaths	Resident Cases	Staff Cases	Total Incidents
Navorina Nursing Home	New South Wales	0	0	6	6
Pemulwuy Aged Care	New South Wales	0	<6	<6	7
Randwick Montefiore Home	New South Wales	0	0	6	6
Raymond Terrace Gardens Care Community	New South Wales	0	<6	0	<6
Regis Elermore Vale	New South Wales	0	<6	0	<6
Regis Port Stephens	New South Wales	0	<6	<6	9
RFBI Basin View Masonic Village	New South Wales	0	6	8	14
RFBI Hawkins Masonic Village - Acacia House	New South Wales	0	<6	0	<6
RFBI Moonbi Masonic Village - Jim Holm	New South Wales	0	6	<6	n/p
Rocky Point Residence	New South Wales	0	<6	0	<6
Rose Mumbler Village	New South Wales	0	<6	<6	<6
Russian Relief Association of St Sergius of Radonezh	New South Wales	0	13	0	13
S Antonio Da Padova Nursing Home	New South Wales	0	12	<6	n/p
Scalabrini Village Allambie Heights	New South Wales	0	7	<6	n/p
Scalabrini Village Nursing Home (Austral)	New South Wales	0	6	0	6
Scalabrini Village Nursing Home (Bexley)	New South Wales	0	<6	<6	<6
Sienna Grange Aged Care	New South Wales	0	<6	<6	<6
Southhaven Aged Care	New South Wales	0	<6	0	<6
St Joseph's Aged Care Facility Kensington	New South Wales	0	20	<6	n/p
St Lukes Nursing Home	New South Wales	0	20	7	27
St Vincent's Care Services Auburn	New South Wales	0	<6	<6	<6
St Vincent's Care Services Bronte	New South Wales	0	0	<6	<6
St Vincent's Care Services Heathcote	New South Wales	0	<6	0	<6
St Vincent's Care Services Yennora	New South Wales	0	<6	<6	<6
SWIAA Gardens	New South Wales	0	18	8	26
Tarragal House	New South Wales	0	<6	0	<6
The Maronite Sisters Of The Holy Family Village	New South Wales	0	22	<6	n/p
The Shoreline	New South Wales	0	<6	<6	<6

Service Name	State	Resident Deaths	Resident Cases	Staff Cases	Total Incidents
Toongabbie Terrace Care Community	New South Wales	0	<6	0	<6
Turrumurra House Nursing Home	New South Wales	0	6	0	6
Tweed Valley Care Community	New South Wales	<6	34	25	59
Uniting Crookwell	New South Wales	<6	9	10	19
Uniting Kari Court St Ives	New South Wales	0	<6	0	<6
Uniting Lillian Wells North Parramatta	New South Wales	0	8	<6	n/p
Uniting Osborne House Nowra	New South Wales	0	15	<6	n/p
Uniting Osborne Nowra	New South Wales	0	20	12	32
Uniting Thomas Bowden Ryde	New South Wales	0	<6	<6	6
Wallarah Point Care Community	New South Wales	0	<6	0	<6
Warrigal Care Albion Park Rail	New South Wales	0	<6	<6	<6
Warrigal Care Shell Cove	New South Wales	0	6	0	6
Warrigal Wollongong	New South Wales	0	<6	<6	<6
Weeroona Aged Care Residence	New South Wales	0	22	13	35
Whitehall Nursing Home	New South Wales	0	18	11	29
Yallabee Lodge	New South Wales	0	9	6	15
Yallaroo	New South Wales	0	0	<6	<6
Old Timers	Northern Territory	<6	35	6	41
Akooramak Care of Older Persons	Queensland	0	<6	<6	<6
Anam Cara	Queensland	<6	9	<6	n/p
Anglicare SQ Symes Grove Home for the Aged	Queensland	0	<6	<6	7
Arcare Helensvale	Queensland	0	<6	<6	n/p
Arcare Pimpama	Queensland	0	<6	<6	<6
Aspley Aged Care	Queensland	0	<6	0	<6
Bethania Gardens	Queensland	0	24	15	39
Blue Care Ingham Bluehaven Aged Care Facility	Queensland	0	<6	<6	<6
Blue Care Mackay Homefield Aged Care Facility	Queensland	0	22	11	33
Blue Care Rothwell Nazarene Aged Care Facility	Queensland	0	<6	6	n/p

Service Name	State	Resident Deaths	Resident Cases	Staff Cases	Total Incidents
Blue Care Sunnybank Hills Carramar Aged Care Facility	Queensland	0	11	<6	n/p
Bolton Clarke Fairview	Queensland	0	<6	<6	6
Bolton Clarke Fernhill	Queensland	0	<6	<6	7
Bolton Clarke Moreton Shores	Queensland	0	0	<6	<6
Bolton Clarke Talbarra	Queensland	0	0	<6	<6
Bolton Clarke Tantula Rise	Queensland	0	7	<6	n/p
Caravonica Waters	Queensland	0	14	8	22
Carinity Shalom	Queensland	0	<6	<6	<6
Carramar Aged Care	Queensland	<6	10	<6	n/p
Carseldine Greens Care Community	Queensland	<6	23	12	35
Churches of Christ Bribe Aged Care Service	Queensland	0	9	<6	n/p
Churches of Christ Golden Age Aged Care Service	Queensland	0	<6	0	<6
Churches of Christ Homesteads Aged Care Service	Queensland	0	<6	0	<6
Churches of Christ Marana Gardens Aged Care Service	Queensland	0	<6	0	<6
Estia Health Mount Coolum	Queensland	0	<6	<6	<6
Estia Health Southport	Queensland	0	<6	<6	<6
Infinite Care Cornubia	Queensland	0	14	7	21
Infinite Care Ipswich	Queensland	0	11	<6	n/p
Kaloma Home for the Aged	Queensland	<6	6	6	12
Kewarra Beach Aged Care	Queensland	0	14	<6	n/p
Maranatha Aged Care	Queensland	0	22	6	28
Marebello	Queensland	0	6	6	12
Merrimac Park Private Care	Queensland	0	18	11	29
Nambour Gardens Care Community	Queensland	0	0	<6	<6
NewDirection Care at Bellmere	Queensland	0	0	<6	<6
Ningana	Queensland	0	<6	<6	<6
North Rockhampton Nursing Centre	Queensland	0	6	8	14
Ozcare Mackay	Queensland	0	7	<6	n/p

Service Name	State	Resident Deaths	Resident Cases	Staff Cases	Total Incidents
Ozcare Malanda	Queensland	0	<6	<6	<6
Ozcare Parkwood Gardens	Queensland	0	9	9	18
Ozcare Port Douglas	Queensland	0	<6	<6	7
Ozcare Villa Vincent	Queensland	0	0	<6	<6
Palm Lake Aged Care Deception Bay	Queensland	0	0	<6	<6
Palm Lake Bethania Aged Care Facility	Queensland	0	20	<6	n/p
Palm Lake Care Beachmere	Queensland	0	21	6	27
Parklands Aged Care Facility & Retirement Village	Queensland	0	0	<6	<6
Pyramid Residential Care Centre	Queensland	0	<6	<6	<6
Redland Residential Care Facility	Queensland	0	<6	0	<6
Regis Chelmer	Queensland	0	22	9	31
Regis Greenbank	Queensland	0	0	<6	<6
Regis Home Hill	Queensland	0	<6	0	<6
Regis Kuluin	Queensland	0	9	<6	n/p
Regis Redlynch	Queensland	0	<6	0	<6
Regis Sandgate - Lucinda	Queensland	0	7	<6	n/p
Regis Sippy Downs	Queensland	0	14	<6	n/p
Regis Yeronga	Queensland	0	7	<6	n/p
Rosalie Nursing Care Centre	Queensland	<6	24	7	31
Southern Cross Care Raceview - St Mary's	Queensland	0	7	<6	n/p
Southern Cross Care Tara - Tarcoola	Queensland	0	<6	<6	9
Springwood Terrace Care Community	Queensland	0	0	<6	<6
St Luke's Green Residential Care	Queensland	0	<6	0	<6
Sunnymeade Park Aged Care Community	Queensland	0	6	<6	n/p
The Cairns Aged Care Plus Centre at Chapel Hill	Queensland	0	9	<6	n/p
The Good Shepherd Nursing Home	Queensland	<6	20	26	46
Torbay	Queensland	0	10	10	20
TriCare Mt Gravatt Aged Care Residence	Queensland	0	19	9	28

Service Name	State	Resident Deaths	Resident Cases	Staff Cases	Total Incidents
Villa Maria Centre	Queensland	0	<6	<6	<6
Warrina Innisfail	Queensland	0	28	15	43
Wheller Gardens - Emmaus Village	Queensland	0	15	7	22
Wheller Gardens - John Wesley Gardens	Queensland	0	<6	0	<6
Aboriginal Elders Village	South Australia	0	<6	0	<6
ACH Group Residential Care - Kapara	South Australia	0	<6	<6	6
ACH Group Residential Care - West Park	South Australia	0	<6	0	<6
Amber Aged Care	South Australia	0	<6	<6	<6
Ananda Aged Care Findon	South Australia	0	<6	<6	<6
AnglicareSA Elizabeth - Dutton Court	South Australia	0	6	<6	n/p
Bene Aged Care - The Italian Village	South Australia	<6	13	<6	n/p
Calvary St Catherine's Retirement Community	South Australia	0	<6	<6	<6
Clayton Church Homes - Onkaparinga Valley	South Australia	0	<6	0	<6
Dunbar Homes Salisbury	South Australia	0	<6	<6	6
Eldercare Cottage Grove	South Australia	0	13	6	19
Eldercare Evanston Park	South Australia	0	8	6	14
Eldercare Seaford	South Australia	0	16	6	22
Estia Health Aberfoyle Park	South Australia	0	24	8	32
Estia Health Craigmore	South Australia	0	<6	<6	<6
Estia Health Salisbury East	South Australia	0	7	<6	n/p
Estia Health Valley View	South Australia	0	19	7	26
Fullarton Lutheran Homes	South Australia	0	26	16	42
Joslin Manor Care Community	South Australia	0	15	<6	n/p
LHI Glynde	South Australia	0	14	6	20
Longridge Aged Care	South Australia	0	13	7	20
Lourdes Valley The Lodge Residential Care	South Australia	0	<6	0	<6
North Eastern Community Nursing Home	South Australia	0	8	<6	n/p
Onkaparinga Lodge Residential Care	South Australia	0	9	<6	n/p

Service Name	State	Resident Deaths	Resident Cases	Staff Cases	Total Incidents
Regis Burnside	South Australia	0	46	<6	n/p
Resthaven Murray Bridge	South Australia	0	<6	<6	6
Reynella Hillside Care Community	South Australia	0	29	18	47
Riverview Lutheran Rest Home	South Australia	0	<6	0	<6
Romani	South Australia	0	<6	0	<6
Star Of The Sea Home For The Aged	South Australia	0	<6	<6	<6
The House of Saint Hilarion	South Australia	<6	37	12	49
UnitingSA Westminster Village Aged Care	South Australia	0	12	<6	n/p
Warrina Park Residential Aged Care Service	South Australia	0	<6	<6	<6
Calvary Sandhill	Tasmania	0	<6	<6	<6
Emmerton Park Aged Care Facility	Tasmania	0	<6	<6	8
Korongee	Tasmania	<6	6	<6	n/p
Meercroft Care	Tasmania	0	<6	<6	<6
Melaleuca Home For The Aged	Tasmania	<6	17	24	41
West Coast District Hospital - Lyell House	Tasmania	0	<6	<6	9
Wynyard Care Centre	Tasmania	0	6	<6	n/p
Arcare Knox	Victoria	0	<6	0	<6
Arcare Surrey Hills	Victoria	0	13	0	13
Ashleigh House Hostel	Victoria	0	<6	0	<6
Aurrum Healesville	Victoria	0	8	0	8
Benetas Corowa Court	Victoria	0	<6	<6	7
Benetas St Laurence Court - Eaglehawk	Victoria	0	<6	<6	<6
BlueCross Grossard Court	Victoria	<6	10	<6	n/p
BlueCross Scotchmans Creek	Victoria	0	6	0	6
BlueCross Sheridan Hall Brighton	Victoria	0	<6	<6	<6
Brimlea Aged Care	Victoria	0	7	<6	n/p
Bupa Clayton	Victoria	0	21	<6	n/p
Bupa Coburg	Victoria	0	6	<6	n/p

Service Name	State	Resident Deaths	Resident Cases	Staff Cases	Total Incidents
Bupa Greensborough	Victoria	0	11	<6	n/p
Bupa Templestowe	Victoria	0	12	<6	n/p
Calvary George Vowell	Victoria	0	6	<6	n/p
Calvary Rye Sands	Victoria	<6	13	<6	n/p
Camberwell Gardens	Victoria	0	<6	<6	6
Cardinia Community Aged Care	Victoria	0	9	<6	n/p
Chestnut Gardens Aged Care Home	Victoria	0	24	8	32
Clarendon Grange Hostel	Victoria	0	14	0	14
Clifton Views	Victoria	<6	24	0	24
Coppin Centre	Victoria	0	17	<6	n/p
Craigcare Moonee Ponds	Victoria	0	13	<6	n/p
Diana Street Lodge	Victoria	0	11	<6	n/p
Doutta Galla Footscray Aged Care Facility	Victoria	0	7	<6	n/p
Embracia in Reservoir	Victoria	0	28	<6	n/p
Emmavale Gardens	Victoria	0	<6	<6	8
Emmy Monash Aged Care	Victoria	0	<6	0	<6
Estia Health Altona Meadows	Victoria	0	0	<6	<6
Estia Health Kangaroo Flat	Victoria	0	14	<6	n/p
Estia Health Mount Clear	Victoria	0	<6	<6	<6
Estia Health Yarra Valley	Victoria	0	<6	<6	<6
Ferndale Gardens Aged Care Services	Victoria	<6	26	<6	n/p
Golden Oaks Nursing Home	Victoria	0	15	9	24
Greenway Gardens	Victoria	0	<6	0	<6
Greenwood Manor	Victoria	0	<6	0	<6
Hailey House Hostel	Victoria	0	<6	0	<6
HammondCare - Caulfield Village	Victoria	0	<6	0	<6
Jewish Care (VIC) Inc Residential Homes Carnegie	Victoria	<6	18	<6	n/p
Lakes Entrance Care Community	Victoria	0	0	<6	<6

Service Name	State	Resident Deaths	Resident Cases	Staff Cases	Total Incidents
Liferview Willow Wood	Victoria	0	<6	0	<6
Lynbrook Park	Victoria	0	<6	0	<6
Manor Court Werribee Aged Care Ltd	Victoria	0	31	7	38
Margery Cole Residential Care Service	Victoria	0	7	8	15
McKellar Centre	Victoria	0	<6	<6	7
mecwacare Malvern Centre	Victoria	0	16	<6	n/p
Melaleuca Aged Care	Victoria	0	<6	0	<6
Mercy Place Ballarat	Victoria	0	<6	0	<6
Noble Gardens Residential Aged Care	Victoria	0	<6	0	<6
Paynesville Gardens Care Community	Victoria	0	0	<6	<6
Peninsula Grange Aged Care	Victoria	0	<6	10	n/p
Queen Elizabeth Village Hostel	Victoria	0	<6	0	<6
Rangeview Private Nursing Home	Victoria	0	26	10	36
Regis Brighton	Victoria	0	11	<6	n/p
Regis East Malvern	Victoria	<6	7	0	7
Regis Macleod	Victoria	0	11	<6	n/p
Regis Sandringham	Victoria	0	38	<6	n/p
Regis Shenley Manor	Victoria	0	7	<6	n/p
St Vincent's Care Services Kew	Victoria	0	10	6	16
Sunset Views Manor	Victoria	0	28	0	28
Swan Hill District (Nyah Campus)	Victoria	0	<6	0	<6
Swan Hill District Nursing Home	Victoria	0	<6	<6	<6
Tabulam & Templer Home for the Aged	Victoria	<6	12	6	18
Templestowe Grove Care Community	Victoria	0	0	<6	<6
The Alba Care Suites	Victoria	0	<6	0	<6
The Sydney-Lynne Quayle & Fitzroy Lodge Hostels	Victoria	0	<6	<6	<6
Vasey RSL Care Frankston South	Victoria	0	<6	0	<6
Victorian Croatian Aged Care Services Inc	Victoria	0	14	<6	n/p

Service Name	State	Resident Deaths	Resident Cases	Staff Cases	Total Incidents
Villa Maria Catholic Homes St Catherine's Aged Care Residence	Victoria	0	<6	<6	<6
Village Glen Aged Care Residences - Capel Sound	Victoria	0	22	11	33
Warrnambool Place Care Community	Victoria	0	10	<6	n/p
Western Port Bay Care Community	Victoria	0	7	<6	n/p
Westernport Nursing Home	Victoria	0	<6	0	<6
Westgate Aged Care Facility	Victoria	0	16	0	16
Wharparilla Lodge	Victoria	0	<6	<6	9
Aegis Alfred Carson	Western Australia	0	<6	0	<6
Aegis Anchorage	Western Australia	0	12	7	19
Aegis Bassendean	Western Australia	0	<6	<6	6
Aegis Hilton Park	Western Australia	0	7	<6	n/p
Aegis St Michael's	Western Australia	0	<6	<6	<6
Alfred Cove Care Community	Western Australia	0	17	<6	n/p
Amaroo Village Buckley Caring Centre	Western Australia	0	10	0	10
Bethanie Fields	Western Australia	0	18	15	33
Bethanie Subiaco	Western Australia	0	25	8	33
Brightwater Inglewood	Western Australia	0	0	<6	<6
Brightwater The Village	Western Australia	0	0	<6	<6
Dalwallinu MPS	Western Australia	0	7	<6	n/p
David, Gita and Michael Hoffman Nursing Home	Western Australia	0	<6	<6	6
Geegeelup Aged Care Facility	Western Australia	0	0	<6	<6
Italian Village Fremantle	Western Australia	0	<6	<6	8
Jacaranda Lodge	Western Australia	0	11	<6	n/p
Joseph Cooke House	Western Australia	0	8	<6	n/p
Juniper Annesley	Western Australia	0	6	0	6