



COVID-19 outbreaks in Australian residential aged care facilities

National snapshot

As at 8:00 am 14 December 2023 there are 2,126 active COVID-19 cases in 324 active outbreaks in residential aged care facilities across Australia. There have been 137 new outbreaks, 17 new resident deaths and 1,774 combined new resident and staff cases reported since 7 December 2023.

Table 1: Aged Care COVID-19 data as at 8.00am 14 December 2023¹

Category	Active ²	Previous 7 days	Cumulative Total	Previous 7 days
Outbreaks ³	324	24	17,754	137
Residential Aged Care Facilities affected	324	24	2,853	1
Resident Cases ⁴	1,460	76	171,300	1,147
Resident Deaths	N/A	N/A	6,087	17
Staff Cases	666	104	97,781	627

Residential aged care homes with active outbreaks are included in Appendix 1.

Table 2: Overview of Active Outbreaks in Australia

	ACT	NSW	NT	QLD	SA	TAS	VIC	WA	Total
Total Facilities with outbreaks	3	89	2	85	27	7	76	35	324
Total number of active resident cases	5	422	8	388	88	26	370	153	1,460
Total number of active staff cases	1	162	2	227	46	16	137	75	666
Total Outbreaks Opened in Previous 7 Days	2	35	2	36	8	4	38	12	137
Total Outbreaks Closed in Previous 7 Days	3	30	0	19	9	4	37	11	113

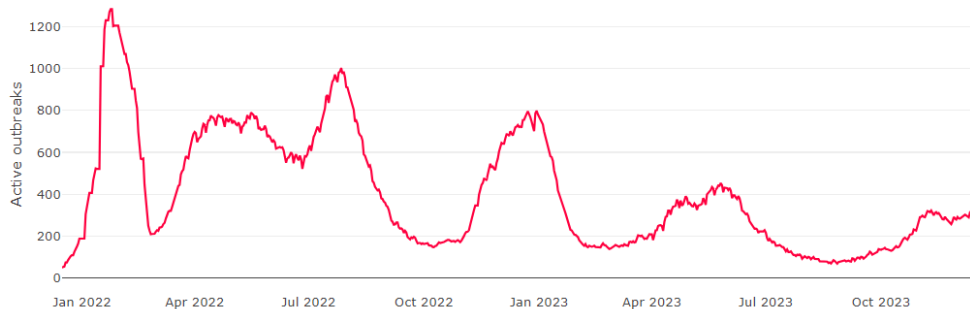
¹ Outbreak opening and closure includes changes in the status of exposure sites to outbreaks (and vice versa), which are applied retrospectively to facility records. New case information can also change the status of a recovered site back to an active outbreak site. As a result, changes in active outbreak status may not align with day on day variations to active totals. These adjustments will also affect the number of cases in staff and residents reported each week.

² Active residents and staff cases are the total currently positive cases in active outbreaks

³ An outbreak is considered to be active pending advice from the relevant Public Health Unit. An outbreak is defined as at least 1 positive case in a resident or 2+ cases in staff.

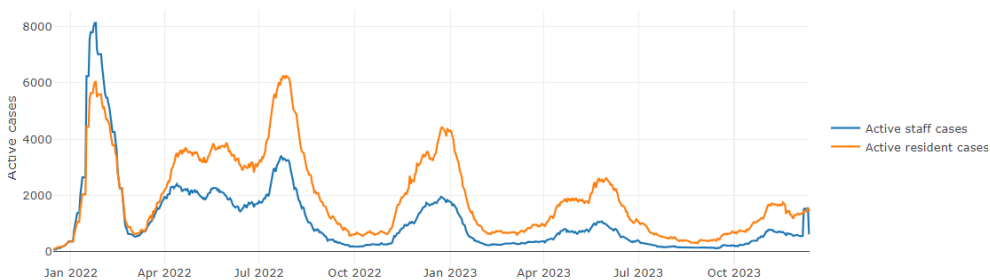
⁴ Case numbers and numbers of deaths are dependent upon reporting from facilities and validation of deaths from state and territory governments. This is subject to change as further information is provided.

Figure 1: National Outbreak Trends in Aged Care



Notes: (i) Residential aged care case data as at 13 Dec 2023
 (ii) The large increase in outbreaks on 16 January 2022 is driven by a reporting lag.

Figure 2: Trends in Aged Care Cases – December 2021 to Present



Notes: (i) Residential aged care case data as at 13 Dec 2023
 (ii) The large increase in active cases on 16 January 2022 is driven by a reporting lag.
 (iii) Cases are considered active for 14 days from the date they are reported.

Mortality

For the period of 1 July 2023 to 11 November 2023, COVID-19 is recorded as the cause of death in 1.3 percent of all deaths in permanent residents in aged care facilities.

Since the beginning of the Omicron outbreak in mid December⁵ 2021, there have been 115,364 deaths in residential aged care from all causes (report period from 15 December 2021 to 11 November 2023)⁶. COVID-19 deaths account for 4.4 percent of this figure.

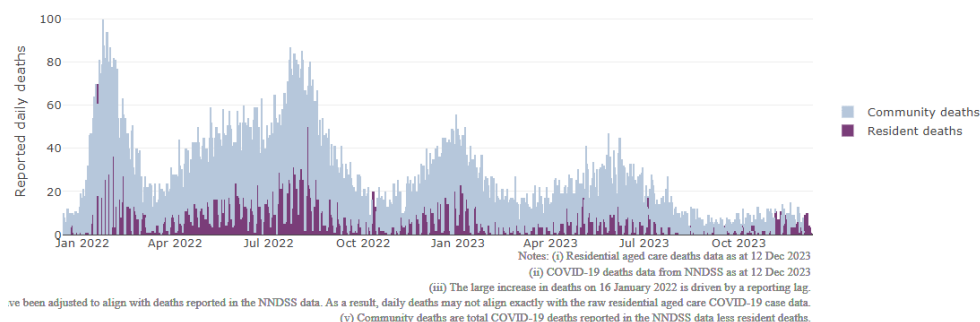
Over the course of the pandemic, all-cause excess mortality in Residential Aged Care was below expected numbers in 2020, and within expected range in 2021. In the first half of 2022, all-cause excess mortality in Residential Aged Care was above the expected range. Excess mortality for the second half of the 2022 is yet to be finalised.

*Mortality figures for this week are unchanged due to updates to the departments transition to new data platforms.

⁵ The Omicron outbreak start date has been redefined from late November 2021 to mid December 2021. Changes have been made to align reporting with the start date of Omicron published in the Department’s external facing Epidemiology report.

⁶ The Department is now accessing aged care deaths data from the SIEBEL dataset. Figures are live and subject to change. Source: Department of Health and Aged Care unpublished data / SIEBEL dataset.

Figure 3: COVID-19 Deaths in Residential Aged Care Facilities overlaid with Community deaths



Workforce in active residential aged care outbreaks

As at 15 December 2023, workforce surge staff have filled a total of 184,887 shifts in aged care services impacted by COVID-19, including 386 in the past 7 days. In the past 7 days (to 15 December) surge workforce providers have assisted 22 residential aged care homes. These shifts include roles for GPs, nurses, care workers, allied health workers, executive and ancillary staff. This includes:

Table 3: Workforce resources supplied to residential aged care facilities

Workforce provider	Total Shifts	Previous 7 days
Recruitment, Consulting and Staffing Association	103,852	0
Healthcare Australia (Workforce Surge)	15,239	34
Healthcare Australia (NACER)	2,295	N/A
Mable	2,711	N/A
Aspen Medical	27,771	67
HealthX	28,963	285
Torrens	4,056	N/A

The Australian Defence Force provided support to a total of 542 residential aged care homes between February and September 2022. The ADF deployment ceased on 30 September 2022.

Oral antiviral treatments

Distribution of the oral anti-viral Lagevrio (Molnupiravir) commenced on 6 February 2022 to all RACFs with outbreak sites prioritised for delivery. The National Medical Stockpile has deployed 48,269 treatment courses of Lagevrio (Molnupiravir) to aged care facilities.

86,909 prescriptions for Lagevrio (Molnupiravir) have been issued to residents in residential aged care facilities, with a further 8,048 prescriptions for Paxlovid (nirmatrelvir + ritonavir) also issued since 28 February 2022 and up to 30 November 2023.

*Note: Oral antiviral data is only being updated monthly.

Vaccination in Residential Aged Care Facilities

People living in residential aged care are a high priority for the Government's COVID-19 vaccination program.

Older age remains the biggest risk factor for severe COVID-19 disease. Vaccination offers added protection to help reduce the risk of severe illness or hospitalisation of aged care residents.

The department is working with both the aged care and primary care sectors to ensure residents have access to the COVID-19 vaccine. It continues to target support for residential aged care facilities to arrange COVID-19 vaccinations with local primary care providers such as GPs, community pharmacists and Aboriginal Community Controlled Health Services.

As at 13 December 2023:

- 66.1% of aged care residents have received a booster dose since 1 January 2023.
- 53k (31.0%) aged care residents received a booster dose in the last 6 months.
- 4,199 aged care residents received a booster dose in the last week.

Commented [BS1]: TBC

Table 4: Aged care COVID-19 2023 Booster Doses (data as at 13 December 2023)

Jurisdiction	Received booster in last 6 months	
	Residents vaccinated	% of residents vaccinated
National	53k	31.0%
ACT	0.9k	41.3%
NSW	17.5k	31.9%
NT	<200	30.5%
QLD	9k	26.0%
SA	4.7k	31.1%
TAS	1.6k	40.3%
VIC	14.5k	32.8%
WA	4.7k	30.2%

Source: Matched Australian Immunisation Register (AIR) data of residents in permanent residential aged care.

For reporting accuracy, the total aged care resident population only includes residents who have been linked with their vaccination records. As residential aged care populations are fluid, the total population for vaccination are an estimate only and there is an administrative lag with the aged care recipient data which is linked to AIR data. Counts may fluctuate due to enhancements to data over time.

Key: k= thousand

Infection control and audit

People living in residential aged care homes remain a high priority for the Government's COVID-19 vaccination program. The Department is continuing to communicate with both the aged care and primary care sectors, reinforcing the importance of uptake and promoting the 2023 booster dose via regular newsletters, bulletins, social media videos and webinars.

All aged care residents who have not had a COVID-19 vaccination, or a COVID-19 infection within the last 6 months, continue to be offered a 2023 booster dose. The added protection from vaccination is especially important for aged care residents and will help reduce the risk of severe illness or hospitalisation.

The Department continues to work with Primary Health Networks to support residential aged care homes across Australia to arrange COVID-19 vaccination in-reach clinics with local primary care providers such as GPs, pharmacists, and Aboriginal Community Controlled Health Services.

As at 14 December 2023, the Commission had conducted 5,916 ICM spot checks to observe infection control practices and PPE protocols in residential aged care facilities.

Table 5: Total Quality Assessment and Monitoring Activities with residential services (including IPC), by type and month 1 March 2020 to 14 December 2023

Regulatory Activities	2019-20 (1 Mar - 30 Jun 2020)	2020-21	2021-22	2022-23	2023-24	Total
					(to 14 Dec)	
Site visits	318	3,452	1,732	3,814	1,618	10,934
Non-site activities	3,709	8,381	6,665	1,413	256	20,424
Total activities	4,027	11,833	8,397	5,227	1,874	31,358

Appendix 1: National residential aged care services with Active outbreaks COVID-19

Please note, information reported in this table has been directly reported to the Department of Health and Aged Care by residential aged care facilities. Total cases refers to all staff and resident cases associated with the active outbreak and may not reflect the count of currently active cases. Where numbers have been incorrectly reported, facilities are able to correct these in the COVID-19 Support Portal through My Aged Care. Where a facility is reporting less than six resident or staff cases or less than six deaths, data has been suppressed to protect the privacy of affected individuals (note that "n/p" indicates data is not provided to protect privacy).

Service Name	State	Resident Deaths	Resident Cases	Staff Cases	Total Incidents
BaptistCare Griffith	Australian Capital Territory	0	<6	0	<6
Calvary Haydon Retirement Community	Australian Capital Territory	0	<6	<6	<6
Pines Living	Australian Capital Territory	0	<6	0	<6
Advantaged Care at Georges Manor	New South Wales	<6	11	<6	n/p
Agris Hutrof House	New South Wales	0	<6	<6	<6
Alstonville Adventist Aged Care Facility	New South Wales	0	<6	<6	7
Anglican Care Kilpatrick Court	New South Wales	0	<6	<6	8
Annandale Grove Care Community	New South Wales	0	7	<6	n/p
Anthem	New South Wales	0	7	0	7
Arcare Belmont	New South Wales	<6	<6	0	<6
Arcare Oatlands	New South Wales	0	<6	<6	<6
Arcare Warriewood	New South Wales	0	<6	<6	<6
Aurrum Erina	New South Wales	0	11	<6	n/p
Australian Vietnamese Aged Care Services	New South Wales	0	7	0	7
BaptistCare Morven Gardens Centre	New South Wales	<6	11	<6	n/p
BaptistCare Warabrook Centre	New South Wales	0	<6	0	<6
BaptistCare Warena Centre	New South Wales	0	<6	<6	<6
Bolton Clarke Willowdale	New South Wales	0	<6	0	<6
Braidwood Multi-Purpose Service	New South Wales	0	10	11	21
Bupa Pottsville Beach	New South Wales	0	17	6	23
Calvary Corymbia	New South Wales	0	<6	0	<6
Calvary St Paul's Retirement Community	New South Wales	0	9	<6	n/p

Service Name	State	Resident Deaths	Resident Cases	Staff Cases	Total Incidents
Cardinal Stepinac Village	New South Wales	0	17	<6	n/p
Casa Mia Aged Care Centre	New South Wales	0	7	<6	n/p
Catholic Healthcare St Anne's Aged Care	New South Wales	0	18	<6	n/p
Catholic Healthcare St Peter's Lane Cove North	New South Wales	0	<6	<6	<6
Chiswick Manor Care Community	New South Wales	0	0	<6	<6
Constitution Hill Aged Care	New South Wales	0	10	10	20
Dellacourt	New South Wales	0	0	<6	<6
Dural House Aged Care	New South Wales	0	<6	0	<6
Elizabeth Lodge (Rushcutters Bay)	New South Wales	0	9	<6	n/p
Estia Health Epping - The Poplars	New South Wales	0	<6	<6	7
Estia Health Ryde	New South Wales	0	6	<6	n/p
Estia Health Tea Gardens	New South Wales	0	<6	<6	<6
Ferndale Gardens Aged Care Facility	New South Wales	0	<6	<6	<6
Fitzgerald Memorial Aged Care Facility Limited	New South Wales	0	11	<6	n/p
Garrawarra Centre	New South Wales	0	12	9	21
Gillawarna Village	New South Wales	0	<6	<6	<6
Goodhew Gardens	New South Wales	0	8	<6	n/p
Grenfell Multi-Purpose Service	New South Wales	0	10	7	17
Hakea Grove Aged Care	New South Wales	0	22	6	28
Harold Williams Home	New South Wales	0	<6	0	<6
Hill View House Aged Care Facility	New South Wales	0	29	6	35
Hixson Gardens Aged Care Facility	New South Wales	0	0	<6	<6
Hunters Hill Montefiore Home	New South Wales	0	<6	8	n/p
Inasmuch Community Hostel	New South Wales	0	0	<6	<6
Indochinese Aged Care Services	New South Wales	<6	14	6	20
Katoomba Views Care Community	New South Wales	0	<6	<6	<6
Lansdowne Gardens	New South Wales	0	<6	0	<6
Mark Moran at Little Bay	New South Wales	<6	8	<6	n/p

Service Name	State	Resident Deaths	Resident Cases	Staff Cases	Total Incidents
Mary Andrews Retirement Village Hostel	New South Wales	0	6	<6	n/p
Milford House Nursing Home	New South Wales	0	<6	0	<6
Miranda Aged Care Facility	New South Wales	0	21	<6	n/p
Mona Vale House	New South Wales	0	<6	0	<6
Narrabeen Glades Care Community	New South Wales	0	<6	<6	<6
Pemulwuy Aged Care	New South Wales	0	22	6	28
Porter Lodge	New South Wales	0	<6	<6	<6
Randwick Montefiore Home	New South Wales	0	0	8	8
Redleaf Manor Aged Care	New South Wales	0	<6	0	<6
Regis Elermore Vale	New South Wales	0	<6	0	<6
Regis Port Stephens	New South Wales	0	<6	<6	9
RFBI Armidale Masonic Village	New South Wales	0	7	<6	n/p
RFBI Basin View Masonic Village	New South Wales	0	6	8	14
RFBI Hawkins Masonic Village - Acacia House	New South Wales	0	<6	<6	8
Rocky Point Residence	New South Wales	0	<6	0	<6
Russian Relief Association of St Sergius of Radonezh	New South Wales	<6	47	11	58
Scalabrini Village Nursing Home (Bexley)	New South Wales	0	<6	<6	<6
Shoalhaven Place Care Community	New South Wales	0	<6	<6	<6
Southern Cross Care Thornton Park	New South Wales	0	<6	0	<6
St Vincent's Care Services Bronte	New South Wales	0	0	<6	<6
SWIAA Gardens	New South Wales	0	18	8	26
Tarragal House	New South Wales	0	<6	0	<6
The Donald Coburn Centre	New South Wales	0	6	<6	n/p
The Maronite Sisters Of The Holy Family Village	New South Wales	<6	22	<6	n/p
The Orchards Aged Care	New South Wales	0	<6	<6	<6
The Shoreline	New South Wales	0	<6	<6	<6
Toongabbie Terrace Care Community	New South Wales	0	<6	0	<6
Turramurra House Nursing Home	New South Wales	0	7	0	7

Service Name	State	Resident Deaths	Resident Cases	Staff Cases	Total Incidents
Tweed River Care Community	New South Wales	0	<6	<6	<6
Uniting Carroona Yamba	New South Wales	0	7	<6	n/p
Uniting Kari Court St Ives	New South Wales	0	<6	0	<6
Uniting Lillian Wells North Parramatta	New South Wales	0	8	<6	n/p
Uniting Nareen Gardens Bateau Bay	New South Wales	0	<6	0	<6
Uniting Thomas Bowden Ryde	New South Wales	0	<6	<6	6
Urbenville Multi-Purpose Service	New South Wales	0	<6	0	<6
Wallarah Point Care Community	New South Wales	0	<6	0	<6
Warrigal Care Albion Park Rail	New South Wales	0	<6	<6	<6
Warrigal Care Shell Cove	New South Wales	0	11	<6	n/p
Warrigal Wollongong	New South Wales	0	<6	<6	<6
Weeroona Aged Care Residence	New South Wales	0	26	20	46
Whitehall Nursing Home	New South Wales	0	18	11	29
Windermere Aged Care Facility	New South Wales	0	<6	0	<6
Pearl Supported Care	Northern Territory	0	<6	0	<6
Rocky Ridge	Northern Territory	0	7	<6	n/p
Anam Cara	Queensland	<6	13	6	19
Anglicare SQ Symes Grove Home for the Aged	Queensland	0	<6	<6	7
Arcare Helensvale	Queensland	0	<6	0	<6
Aspley Aged Care	Queensland	0	0	<6	<6
Bellevue Care Centre	Queensland	0	7	<6	n/p
Berrinba Greens Care Community	Queensland	0	<6	<6	6
Blue Care Elanora Pineshaven Aged Care Facility	Queensland	0	6	<6	n/p
Blue Care Flinders View Nowlanvil Aged Care Facility	Queensland	0	<6	0	<6
Blue Care Ingham Bluehaven Aged Care Facility	Queensland	0	<6	<6	8
Blue Care Mackay Homefield Aged Care Facility	Queensland	0	35	21	56
Blue Care Redcliffe Aged Care Facility	Queensland	0	6	<6	n/p
Blue Care Rothwell Nazarene Aged Care Facility	Queensland	0	<6	<6	<6

Service Name	State	Resident Deaths	Resident Cases	Staff Cases	Total Incidents
Blue Care Sunnybank Hills Carramar Aged Care Facility	Queensland	0	11	<6	n/p
Bolton Clarke Fernhill	Queensland	0	11	<6	n/p
Bolton Clarke Moreton Shores	Queensland	0	0	<6	<6
Bolton Clarke Talbarra	Queensland	0	0	<6	<6
Bolton Clarke Tantula Rise	Queensland	0	7	<6	n/p
Bribie Cove	Queensland	0	<6	<6	<6
Buderim Views Assisted Aged Care	Queensland	0	0	<6	<6
Caravonica Waters	Queensland	0	14	8	22
Carinity Karinya Place	Queensland	0	<6	<6	<6
Carramar Aged Care	Queensland	<6	10	10	20
Carseldine Greens Care Community	Queensland	<6	23	12	35
Casa D'amore Apartments	Queensland	0	<6	<6	8
Churches of Christ Bribie Aged Care Service	Queensland	0	9	<6	n/p
Churches of Christ Clive Burdeu Aged Care Service	Queensland	0	<6	0	<6
Churches of Christ Golden Age Aged Care Service	Queensland	0	<6	0	<6
Churches of Christ Marana Gardens Aged Care Service	Queensland	0	8	<6	n/p
Estia Health Maroochydore	Queensland	0	<6	0	<6
Estia Health Mount Coolum	Queensland	0	17	6	23
Estia Health Mudgeeraba	Queensland	0	<6	<6	<6
Estia Health Southport	Queensland	0	6	<6	n/p
Francis Of Assisi Home	Queensland	0	10	<6	n/p
Harbour Quays Residential Aged Care	Queensland	0	0	<6	<6
Infinite Care Cornubia	Queensland	0	15	8	23
Infinite Care Ipswich	Queensland	0	11	<6	n/p
Jeta Gardens Aged Care Facility	Queensland	0	<6	<6	<6
Kaloma Home for the Aged	Queensland	<6	7	7	14
Kewarra Beach Aged Care	Queensland	0	23	<6	n/p
Lodges on George	Queensland	0	0	12	12

Service Name	State	Resident Deaths	Resident Cases	Staff Cases	Total Incidents
Magnolia Aged Care Coomera	Queensland	0	0	<6	<6
Merrimac Park Private Care	Queensland	0	44	17	61
MiCare Prins Willem Alexander Lodge	Queensland	0	<6	0	<6
Milton House	Queensland	0	<6	<6	<6
Nambour Gardens Care Community	Queensland	0	0	<6	<6
Nanyima Aged Care	Queensland	0	<6	6	n/p
Ningana	Queensland	0	7	<6	n/p
North Rockhampton Nursing Centre	Queensland	0	20	10	30
Ozcare - Hervey Bay	Queensland	0	<6	<6	9
Ozcare Mackay	Queensland	0	7	7	14
Ozcare Parkwood Gardens	Queensland	0	10	9	19
Ozcare Port Douglas	Queensland	0	<6	<6	7
Ozcare Villa Vincent	Queensland	0	8	7	15
Palm Lake Aged Care Deception Bay	Queensland	0	0	<6	<6
Palm Lake Bethania Aged Care Facility	Queensland	0	34	6	40
Palm Lake Care Beachmere	Queensland	0	28	8	36
Peninsula Aged Care Service	Queensland	0	<6	<6	<6
PM Aged Care	Queensland	0	<6	<6	<6
Portofino Hamilton	Queensland	0	<6	<6	<6
Pyramid Residential Care Centre	Queensland	0	<6	<6	<6
Regis Chelmer	Queensland	0	22	9	31
Regis Greenbank	Queensland	0	0	<6	<6
Regis Home Hill	Queensland	0	<6	0	<6
Regis Kuluin	Queensland	0	9	<6	n/p
Regis Redlynch	Queensland	0	<6	0	<6
Regis Sandgate - Lucinda	Queensland	0	7	<6	n/p
Regis Sippy Downs	Queensland	0	14	<6	n/p
Regis Yeronga	Queensland	0	7	<6	n/p

Service Name	State	Resident Deaths	Resident Cases	Staff Cases	Total Incidents
Southern Cross Care Miles - Carinya	Queensland	0	<6	<6	6
Southern Cross Care Raceview - St Mary's	Queensland	0	13	9	22
Southern Cross Care Tara - Tarcoola	Queensland	<6	11	11	22
Springwood Terrace Care Community	Queensland	0	0	<6	<6
St Paul de Chartres Residential Aged Care	Queensland	0	0	<6	<6
St Vincent's Care Services Gympie	Queensland	0	<6	<6	6
St Vincent's Care Services Maroochydore	Queensland	0	<6	16	n/p
Sunnymeade Park Aged Care Community	Queensland	0	7	6	13
Surat Multi-purpose Service	Queensland	0	<6	0	<6
The Cairns Aged Care Plus Centre at Chapel Hill	Queensland	0	9	<6	n/p
The Good Shepherd Nursing Home	Queensland	<6	20	34	54
Torbay	Queensland	0	12	13	25
Villa Maria Centre	Queensland	0	<6	<6	<6
Waroona Multipurpose Centre	Queensland	0	10	<6	n/p
Warrina Innisfail	Queensland	0	28	15	43
Wheller Gardens - Emmaus Village	Queensland	0	18	7	25
Windsor Aged Care Services	Queensland	0	<6	<6	<6
ACH Group Residential Care - Kapara	South Australia	0	7	<6	n/p
Aldersgate Aged Care Services	South Australia	0	0	<6	<6
Amber Aged Care	South Australia	0	8	<6	n/p
Ananda Aged Care Findon	South Australia	0	23	11	34
AnglicareSA Elizabeth - Dutton Court	South Australia	0	6	<6	n/p
Bucklands Residential Care	South Australia	0	0	<6	<6
Calvary Brighton	South Australia	0	<6	<6	<6
Calvary St Catherine's Retirement Community	South Australia	0	<6	6	n/p
Calvary The Homestead	South Australia	0	<6	0	<6
Eldercare Seaford	South Australia	0	20	7	27
Estia Health Craigmore	South Australia	0	<6	<6	<6

Service Name	State	Resident Deaths	Resident Cases	Staff Cases	Total Incidents
Estia Health Salisbury East	South Australia	0	7	<6	n/p
Estia Health Valley View	South Australia	0	21	7	28
Fullarton Residential Care	South Australia	0	16	<6	n/p
Helping Hand Aged Care - Mawson Lakes Facility	South Australia	0	<6	0	<6
Helping Hand Aged Care - Rotary House	South Australia	0	<6	7	n/p
Kalyra Woodcroft Aged Care	South Australia	0	<6	<6	6
LHI Glynde	South Australia	0	14	6	20
Lourdes Valley The Lodge Residential Care	South Australia	0	<6	0	<6
North Eastern Community Nursing Home	South Australia	0	15	<6	n/p
Onkaparinga Lodge Residential Care	South Australia	0	10	<6	n/p
Regis Burnside	South Australia	0	46	<6	n/p
Romani	South Australia	0	<6	0	<6
St Basil's Aegean Village	South Australia	0	<6	<6	<6
Star Of The Sea Home For The Aged	South Australia	0	<6	<6	7
The House of Saint Hilarion	South Australia	<6	37	13	50
Warrina Park Residential Aged Care Service	South Australia	0	7	6	13
Calvary Sandhill	Tasmania	0	11	<6	n/p
Medea Park Hostel	Tasmania	0	<6	<6	6
Uniting AgeWell Aldersgate Village	Tasmania	0	<6	0	<6
Uniting AgeWell Strathdevon	Tasmania	0	6	<6	n/p
Wellington Views	Tasmania	0	6	6	12
West Coast District Hospital - Lyell House	Tasmania	0	8	7	15
Wynyard Care Centre	Tasmania	0	8	<6	n/p
Arcare Essendon	Victoria	0	<6	<6	<6
Arcare Surrey Hills	Victoria	0	19	7	26
Ashleigh House Hostel	Victoria	0	12	<6	n/p
Baptcare - Westhaven Community	Victoria	0	<6	0	<6
Baptcare Coasthaven Community	Victoria	0	<6	0	<6

Service Name	State	Resident Deaths	Resident Cases	Staff Cases	Total Incidents
BlueCross Baradine	Victoria	0	14	<6	n/p
BlueCross Scotchmans Creek	Victoria	0	17	6	23
BlueCross Sheridan Hall Brighton	Victoria	0	<6	<6	<6
Bupa Clayton	Victoria	0	26	<6	n/p
Bupa Coburg	Victoria	0	17	<6	n/p
Bupa Eastwood	Victoria	<6	<6	6	n/p
Bupa Greensborough	Victoria	<6	36	14	50
Bupa Templestowe	Victoria	<6	37	7	44
Calvary Elanora	Victoria	0	6	<6	n/p
Calvary George Vowell	Victoria	0	14	<6	n/p
Calvary Goonawarra	Victoria	0	0	<6	<6
Calvary Huntly Suites	Victoria	0	<6	<6	<6
Calvary The Highbury	Victoria	0	<6	0	<6
Camberwell Gardens	Victoria	0	<6	0	<6
Cardinia Community Aged Care	Victoria	0	11	<6	n/p
Chestnut Gardens Aged Care Home	Victoria	0	37	16	53
Clifton Views	Victoria	<6	29	0	29
Coppin Centre	Victoria	<6	22	<6	n/p
Corangamarah	Victoria	0	<6	0	<6
Craigcare Moonee Ponds	Victoria	0	13	<6	n/p
Croydon Grove Care Community	Victoria	0	0	<6	<6
Deloraine Private Nursing Home	Victoria	0	0	<6	<6
Diamond Creek Care Community	Victoria	0	<6	0	<6
Diana Street Lodge	Victoria	0	11	<6	n/p
Doutta Galla Queens Park Aged Care Facility	Victoria	0	<6	0	<6
Emmavale Gardens	Victoria	0	<6	<6	n/p
Estia Health Ardeer	Victoria	0	0	<6	<6
Estia Health Coolaroo	Victoria	0	13	9	22

Service Name	State	Resident Deaths	Resident Cases	Staff Cases	Total Incidents
Estia Health Grovedale	Victoria	0	<6	0	<6
Estia Health Kangaroo Flat	Victoria	0	15	7	22
Estia Health Knoxfield	Victoria	0	0	<6	<6
Estia Health Mount Clear	Victoria	0	<6	<6	<6
Estia Health Yarra Valley	Victoria	0	<6	<6	6
Ferndale Gardens Aged Care Services	Victoria	<6	26	<6	n/p
Gibson Street Complex	Victoria	0	<6	<6	<6
Glen Waverley Nursing Home	Victoria	0	0	<6	<6
Greenway Gardens	Victoria	0	<6	<6	<6
HammondCare - Caulfield Village	Victoria	0	6	0	6
John Curtin Aged Care	Victoria	0	<6	<6	6
Kellock Lodge	Victoria	0	10	<6	n/p
Latrobe Valley Village Hostel	Victoria	0	6	7	13
Lynden Aged Care	Victoria	0	<6	<6	<6
McKellar Centre	Victoria	0	<6	<6	7
Mercy Place Ballarat	Victoria	0	<6	0	<6
Mercy Place East Melbourne	Victoria	0	10	<6	n/p
Mercy Place Keon Park	Victoria	0	<6	0	<6
Nazareth House Camberwell	Victoria	0	7	<6	n/p
Peninsula Grange Aged Care	Victoria	0	<6	11	n/p
Racecourse Grange Residential Care	Victoria	0	<6	0	<6
Rangeview Private Nursing Home	Victoria	0	28	10	38
Regis Brighton	Victoria	0	11	<6	n/p
Regis East Malvern	Victoria	<6	7	0	7
Regis Macleod	Victoria	0	11	<6	n/p
Regis Sandringham	Victoria	0	38	<6	n/p
Regis Shenley Manor	Victoria	0	7	<6	n/p
St Vincent's Care Services Kew	Victoria	0	10	6	16

Service Name	State	Resident Deaths	Resident Cases	Staff Cases	Total Incidents
Swan Hill District Nursing Home	Victoria	0	<6	<6	<6
Tabulam & Templer Home for the Aged	Victoria	<6	17	14	31
Templestowe Grove Care Community	Victoria	0	0	<6	<6
Templestowe Manor	Victoria	<6	10	<6	n/p
The Sydney-Lynne Quayle & Fitzroy Lodge Hostels	Victoria	0	<6	<6	<6
Trinity Manor	Victoria	0	<6	0	<6
Uniting AgeWell Strath-Haven	Victoria	0	<6	<6	<6
Vasey RSL Care Frankston South	Victoria	0	<6	0	<6
Victoria Grange Residential Aged Care Facility	Victoria	0	<6	0	<6
Walmsley Aged Care	Victoria	0	<6	0	<6
Warramunda Village Hostel	Victoria	0	14	<6	n/p
Warrnambool Riverside Care Community	Victoria	0	0	6	6
Wattle Rise	Victoria	0	7	7	14
Western Port Bay Care Community	Victoria	0	7	<6	n/p
Wintringham Gilgunya Village	Victoria	0	<6	0	<6
Aegis Anchorage	Western Australia	0	14	8	22
Aegis Bassendean	Western Australia	0	<6	<6	6
Amaroo Village Buckley Caring Centre	Western Australia	0	16	<6	n/p
Amaroo Village McMahon Caring Centre	Western Australia	0	7	<6	n/p
Augusta MPS	Western Australia	0	0	<6	<6
Bethanie Fields	Western Australia	0	18	15	33
Bethanie Gwelup	Western Australia	0	6	<6	n/p
Brightwater Birralee	Western Australia	0	0	<6	<6
Brightwater Inglewood	Western Australia	0	<6	<6	n/p
Carine Parkside Care Community	Western Australia	0	<6	0	<6
David, Gita and Michael Hoffman Nursing Home	Western Australia	0	12	<6	n/p
Geegeelup Aged Care Facility	Western Australia	0	<6	<6	<6
Jeremiah Donovan House	Western Australia	0	<6	<6	9

Service Name	State	Resident Deaths	Resident Cases	Staff Cases	Total Incidents
Joseph Cooke House	Western Australia	0	8	<6	n/p
Juniper Annesley	Western Australia	0	16	11	27
Juniper Chrystal Halliday	Western Australia	<6	34	23	57
Juniper Ella Williams	Western Australia	0	<6	<6	7
Juniper Hayloft	Western Australia	0	0	<6	<6
Margaret Hubery House	Western Australia	0	7	<6	n/p
MercyCare Maddington	Western Australia	0	<6	<6	<6
Michael Lee Centre	Western Australia	0	<6	7	n/p
MYVISTA Balcatta	Western Australia	0	0	<6	<6
Nannup MPS	Western Australia	<6	<6	6	n/p
Nazareth House Geraldton	Western Australia	0	22	<6	n/p
Regents Garden Residential Aged Care Resort - Lake Joondalup	Western Australia	<6	14	<6	n/p
Regis Greenmount	Western Australia	0	<6	0	<6
Regis Nedlands	Western Australia	0	6	<6	n/p
Regis Port Coogee	Western Australia	0	18	8	26
Residency by Dillons Narrogin	Western Australia	<6	<6	6	n/p
Singleton Community Aged Care	Western Australia	0	21	21	42
Southern Plus East Fremantle	Western Australia	0	20	15	35
St George's Care Centre	Western Australia	0	<6	0	<6
SwanCare Kingia/Tandara	Western Australia	0	13	6	19
SwanCare Waminda	Western Australia	<6	9	<6	n/p
Villa Terenzio	Western Australia	0	16	7	23