



COVID-19 outbreaks in Australian residential aged care facilities

National snapshot

As at 8:00 am 30 November 2023 there are 1,946 active COVID-19 cases in 299 active outbreaks in residential aged care facilities across Australia. There have been 144 new outbreaks, 26 new resident deaths and 1,707 combined new resident and staff cases reported since 23 November 2023.

Table 1: Aged Care COVID-19 data as at 8.00am 30 November 2023¹

Category	Active ²	Previous 7 days	Cumulative Total	Previous 7 days
Outbreaks ³	299	15	17,463	144
Residential Aged Care Facilities affected	299	15	2,851	2
Resident Cases ⁴	1,334	-84	168,996	1,158
Resident Deaths	N/A	N/A	6,048	26
Staff Cases	612	-33	96,657	549

Residential aged care homes with active outbreaks are included in Appendix 1.

Table 2: Overview of Active Outbreaks in Australia

	ACT	NSW	NT	QLD	SA	TAS	VIC	WA	Total
Total Facilities with outbreaks	4	79	2	57	28	8	83	38	299
Total number of active resident cases	7	382	2	244	168	22	372	137	1,334
Total number of active staff cases	4	189	15	124	52	19	126	83	612
Total Outbreaks Opened in Previous 7 Days	1	45	0	28	8	3	42	17	144
Total Outbreaks Closed in Previous 7 Days	0	44	1	14	15	1	44	10	129

¹ Outbreak opening and closure includes changes in the status of exposure sites to outbreaks (and vice versa), which are applied retrospectively to facility records. New case information can also change the status of a recovered site back to an active outbreak site. As a result, changes in active outbreak status may not align with day on day variations to active totals. These adjustments will also affect the number of cases in staff and residents reported each week.

² Active residents and staff cases are the total currently positive cases in active outbreaks

³ An outbreak is considered to be active pending advice from the relevant Public Health Unit. An outbreak is defined as at least 1 positive case in a resident or 2+ cases in staff.

⁴ Case numbers and numbers of deaths are dependent upon reporting from facilities and validation of deaths from state and territory governments. This is subject to change as further information is provided.

Figure 1: National Outbreak Trends in Aged Care

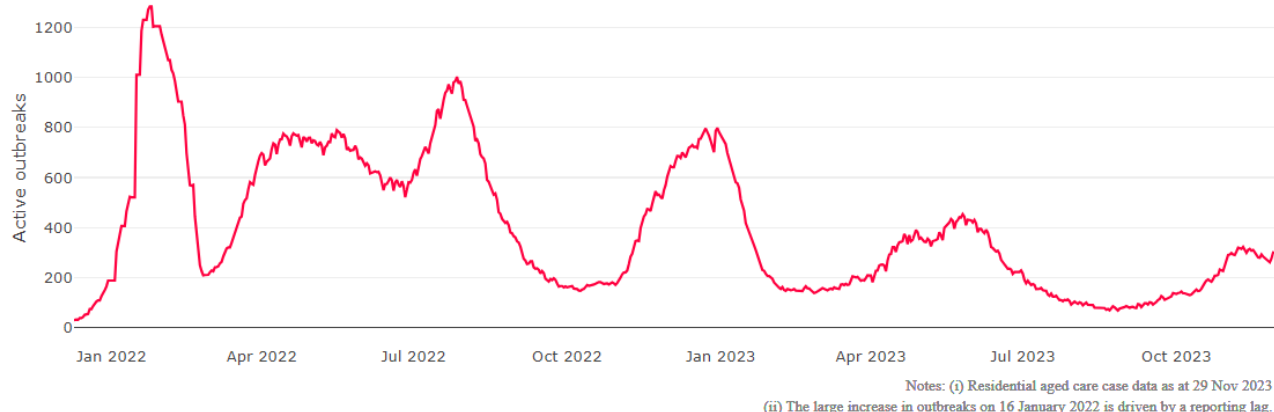
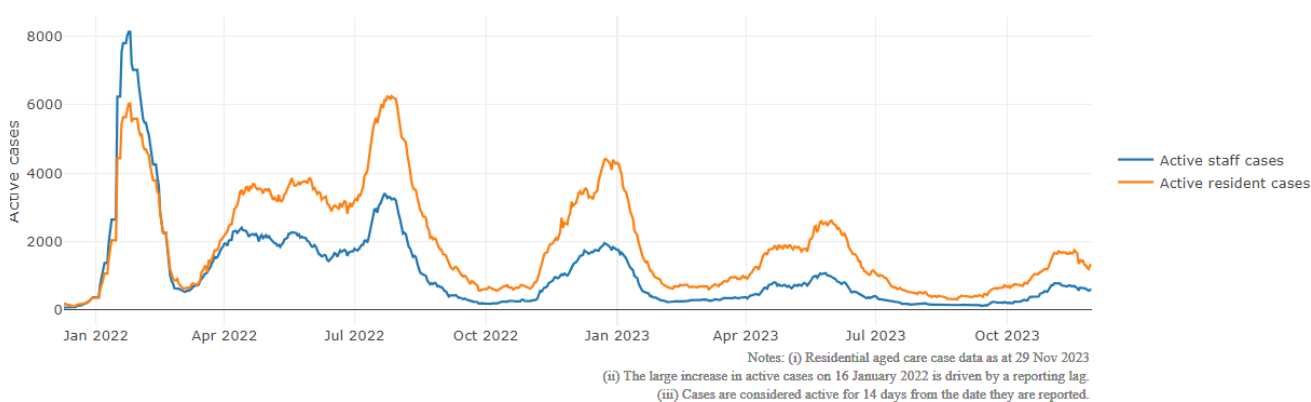


Figure 2: Trends in Aged Care Cases – December 2021 to Present



Mortality

For the period of 1 July 2023 to 11 November 2023, COVID-19 is recorded as the cause of death in 1.3 percent of all deaths in permanent residents in aged care facilities.

Since the beginning of the Omicron outbreak in mid December⁵ 2021, there have been 115,364 deaths in residential aged care from all causes (report period from 15 December 2021 to 11 November 2023)⁶. COVID-19 deaths account for 4.4 percent of this figure.

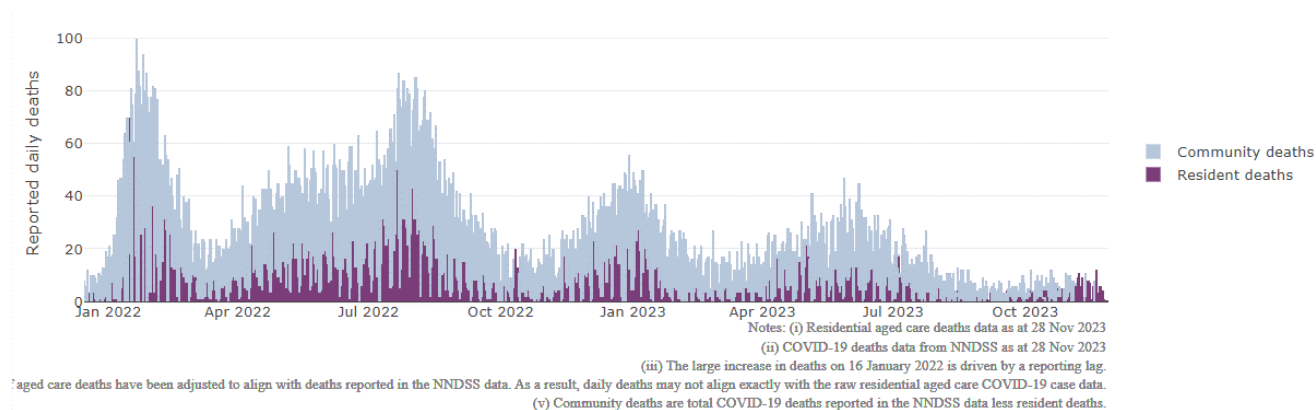
Over the course of the pandemic, all-cause excess mortality in Residential Aged Care was below expected numbers in 2020, and within expected range in 2021. In the first half of 2022, all-cause excess mortality in Residential Aged Care was above the expected range. Excess mortality for the second half of the 2022 is yet to be finalised.

*Mortality figures for this week are unchanged due to updates to the departments transition to new data platforms.

⁵ The Omicron outbreak start date has been redefined from late November 2021 to mid December 2021. Changes have been made to align reporting with the start date of Omicron published in the Department's external facing Epidemiology report.

⁶ The Department is now accessing aged care deaths data from the SIEBEL dataset. Figures are live and subject to change. Source: Department of Health and Aged Care unpublished data / SIEBEL dataset.

Figure 3: COVID-19 Deaths in Residential Aged Care Facilities overlaid with Community deaths



Workforce in active residential aged care outbreaks

As at 1 December 2023, workforce surge staff have filled a total of 184,031 shifts in aged care services impacted by COVID-19, including 547 in the past 7 days. In the past 7 days (to 1 December) surge workforce providers have assisted 25 residential aged care homes. These shifts include roles for GPs, nurses, care workers, allied health workers, executive and ancillary staff. This includes:

Table 3: Workforce resources supplied to residential aged care facilities

Workforce provider	Total Shifts	Previous 7 days
Recruitment, Consulting and Staffing Association	103,852	0
Healthcare Australia (Workforce Surge)	15,148	58
Healthcare Australia (NACER)	2,295	N/A
Mable	2,711	N/A
Aspen Medical	27,564	188
HealthX	28,405	301
Torrens	4,056	N/A

The Australian Defence Force provided support to a total of 542 residential aged care homes between February and September 2022. The ADF deployment ceased on 30 September 2022.

Oral antiviral treatments

Distribution of the oral anti-viral Lagevrio (Molnupiravir) commenced on 6 February 2022 to all RACFs with outbreak sites prioritised for delivery. The National Medical Stockpile has deployed 48,269 treatment courses of Lagevrio (Molnupiravir) to aged care facilities.

82,412 prescriptions for Lagevrio (Molnupiravir) have been issued to residents in residential aged care facilities, with a further 7,250 prescriptions for Paxlovid (nirmatrelvir + ritonavir) also issued since 28 February 2022 and up to 31 October 2023.

*Note: Oral antiviral data is only being updated monthly.

Vaccination in Residential Aged Care Facilities

People living in residential aged care are a high priority for the Government's COVID-19 vaccination program.

Older age remains the biggest risk factor for severe COVID-19 disease. Vaccination offers added protection to help reduce the risk of severe illness or hospitalisation of aged care residents.

The department is working with both the aged care and primary care sectors to ensure residents have access to the COVID-19 vaccine. It continues to target support for residential aged care facilities to arrange COVID-19 vaccinations with local primary care providers such as GPs, community pharmacists and Aboriginal Community Controlled Health Services.

As at 29 November 2023:

- 55.5k (32.5%) aged care residents received a booster dose in the last 6 months.
- 1,195 aged care residents received a booster dose in the last week.

Table 4: Aged care COVID-19 2023 Booster Doses (data as at 29 November 2023)

Jurisdiction	Received booster in last 6 months	
	Residents vaccinated	% of residents vaccinated
National	55.5k	32.5%
ACT	0.9k	42.5%
NSW	17.6k	32.1%
NT	<200	33.4%
QLD	9.9k	28.8%
SA	5k	33.6%
TAS	1.6k	39.3%
VIC	15.2k	34.3%
WA	5.1k	32.8%

Source: Matched Australian Immunisation Register (AIR) data of residents in permanent residential aged care.

For reporting accuracy, the total aged care resident population only includes residents who have been linked with their vaccination records. As residential aged care populations are fluid, the total population for vaccination are an estimate only and there is an administrative lag with the aged care recipient data which is linked to AIR data. Counts may fluctuate due to enhancements to data over time.

Key: k= thousand

Infection control and audit

People living in residential aged care homes remain a high priority for the Government's COVID-19 vaccination program. The Department is continuing to communicate with both the aged care and primary care sectors, reinforcing the importance of uptake and promoting the 2023 booster dose via regular newsletters, bulletins, social media videos and webinars.

All aged care residents who have not had a COVID-19 vaccination, or a COVID-19 infection within the last 6 months, continue to be offered a 2023 booster dose. The added protection from vaccination is especially important for aged care residents and will help reduce the risk of severe illness or hospitalisation.

The Department continues to work with Primary Health Networks to support residential aged care homes across Australia to arrange COVID-19 vaccination in-reach clinics with local primary care providers such as GPs, pharmacists, and Aboriginal Community Controlled Health Services.

As at 30 November 2023, the Commission had conducted 5,885 ICM spot checks to observe infection control practices and PPE protocols in residential aged care facilities.

Table 5: Total Quality Assessment and Monitoring Activities with residential services (including IPC), by type and month 1 March 2020 to 30 November 2023

Regulatory Activities	2019-20 (1 Mar - 30 Jun 2020)	2020-21	2021-22	2022-23	2023-24 (to 30 Nov)	Total
	Site visits	318	3,452	1,732	3,814	1,532
Non-site activities	3,709	8,381	6,665	1,413	226	20,394
Total activities	4,027	11,833	8,397	5,227	1,758	31,242

Data on Infection control and audit activities were not available this week.

Appendix 1: National residential aged care services with Active outbreaks COVID-19

Please note, information reported in this table has been directly reported to the Department of Health and Aged Care by residential aged care facilities. Total cases refers to all staff and resident cases associated with the active outbreak and may not reflect the count of currently active cases. Where numbers have been incorrectly reported, facilities are able to correct these in the COVID-19 Support Portal through My Aged Care. Where a facility is reporting less than six resident or staff cases or less than six deaths, data has been suppressed to protect the privacy of affected individuals (note that “n/p” indicates data is not provided to protect privacy).

Service Name	State	Resident Deaths	Resident Cases	Staff Cases	Total Incidents
BaptistCare Carey Gardens Centre	Australian Capital Territory	0	<6	<6	<6
Uniting Amala Gordon ACT	Australian Capital Territory	0	<6	<6	<6
Uniting Mirinjani Weston ACT	Australian Capital Territory	0	<6	<6	<6
Villaggio Sant Antonio Hostel	Australian Capital Territory	<6	24	6	30
Advantaged Care at Edensor Gardens	New South Wales	0	14	<6	n/p
Alexander Aged Care	New South Wales	0	<6	<6	<6
Annandale Grove Care Community	New South Wales	0	<6	<6	<6
Ashfield Terrace Care Community	New South Wales	0	10	<6	n/p
BaptistCare Caloola Centre	New South Wales	0	<6	<6	7
Berkeley Vale Care Community	New South Wales	0	9	6	15
Blacktown Terrace Care Community	New South Wales	0	<6	0	<6
Bupa Banora Point	New South Wales	0	<6	<6	<6
Bupa Baulkham Hills	New South Wales	0	<6	<6	7
Calvary Corymbia	New South Wales	0	<6	0	<6
Calvary Muswellbrook Retirement Community	New South Wales	<6	17	<6	n/p
Cardinal Stepinac Village	New South Wales	0	11	<6	n/p
Catholic Healthcare Emmaus Village	New South Wales	0	9	<6	n/p
Catholic Healthcare St Anne's Aged Care	New South Wales	0	9	<6	n/p
Catholic Healthcare St Catherine's Aged Care	New South Wales	0	10	<6	n/p
Catholic Healthcare St Joseph's Aged Care	New South Wales	0	28	8	36
Cherrybrook Christian Care Centre	New South Wales	0	8	<6	n/p
Clelland Lodge	New South Wales	<6	30	18	48

Service Name	State	Resident Deaths	Resident Cases	Staff Cases	Total Incidents
Dudley Foord House	New South Wales	0	<6	0	<6
Eileen Armstrong House	New South Wales	0	<6	<6	<6
Estia Health Albury	New South Wales	0	13	<6	n/p
Estia Health Bankstown	New South Wales	0	21	<6	n/p
Estia Health Dalmeny	New South Wales	0	<6	0	<6
Estia Health Kilbride	New South Wales	0	<6	<6	6
Garden View Nursing Home	New South Wales	0	6	9	15
Genista Aged Care Facility	New South Wales	0	14	<6	n/p
Glenmore Park Care Community	New South Wales	0	<6	0	<6
Grasmere Terrace	New South Wales	0	<6	<6	<6
Hakea Grove Aged Care	New South Wales	0	17	6	23
Harbourside Haven Gardens	New South Wales	0	<6	10	n/p
Hill View House Aged Care Facility	New South Wales	0	22	0	22
Inasmuch Community Hostel	New South Wales	0	0	<6	<6
Indochinese Aged Care Services	New South Wales	0	0	<6	<6
Killara Gardens Aged Care	New South Wales	0	<6	0	<6
Lansdowne Gardens	New South Wales	<6	12	<6	n/p
Mark Moran at Little Bay	New South Wales	0	6	<6	n/p
Mary Mackillop Hostel Carrington Retirement Village	New South Wales	0	0	<6	<6
McMaugh Gardens Hostel	New South Wales	0	<6	<6	8
Murray Vale Shalem Hostel	New South Wales	0	8	7	15
Our Lady Of Consolation Home	New South Wales	0	12	11	23
Our Lady Of Consolation Nursing Home	New South Wales	0	<6	6	n/p
Paling Court Residential Aged Care	New South Wales	0	<6	<6	6
Porter Lodge	New South Wales	0	8	<6	n/p
Presbyterian Aged Care - Thornleigh	New South Wales	0	<6	0	<6
Randwick Montefiore Home	New South Wales	0	0	6	6
Regis Port Stephens	New South Wales	0	<6	0	<6

Service Name	State	Resident Deaths	Resident Cases	Staff Cases	Total Incidents
RFBI Moonbi Masonic Village - Jim Holm	New South Wales	0	6	<6	n/p
Richardson House	New South Wales	0	<6	<6	<6
Rose Mumbler Village	New South Wales	0	<6	<6	<6
S Antonio Da Padova Nursing Home	New South Wales	0	11	<6	n/p
Scalabrini Village Allambie Heights	New South Wales	0	<6	<6	6
Sienna Grange Aged Care	New South Wales	0	6	<6	n/p
Southern Cross Care Nagle Residential Aged Care	New South Wales	0	<6	<6	<6
Southaven Aged Care	New South Wales	0	<6	0	<6
St Brigid's Green Maroubra	New South Wales	0	8	<6	n/p
St Joseph's Aged Care Facility Kensington	New South Wales	0	12	<6	n/p
St Lukes Nursing Home	New South Wales	0	20	7	27
St Vincent's Care Services Auburn	New South Wales	0	<6	<6	<6
St Vincent's Care Services Bronte	New South Wales	0	0	<6	<6
St Vincent's Care Services Yennora	New South Wales	0	<6	<6	<6
SWIAA Gardens	New South Wales	0	<6	<6	7
Tarragal House	New South Wales	0	<6	0	<6
The Maronite Sisters Of The Holy Family Village	New South Wales	0	19	<6	n/p
The Whiddon Group - Glenfield - Easton Park	New South Wales	0	9	<6	n/p
Turrumurra House Nursing Home	New South Wales	0	<6	0	<6
Tweed Valley Care Community	New South Wales	<6	34	25	59
Uniting Annesley Haberfield	New South Wales	0	<6	0	<6
Uniting Berry	New South Wales	0	<6	<6	8
Uniting Caroon Jarman Goonellabah	New South Wales	0	23	9	32
Uniting Crookwell	New South Wales	<6	9	10	19
Uniting Lillian Wells North Parramatta	New South Wales	0	<6	0	<6
Uniting Mullauna Blacktown	New South Wales	0	<6	<6	<6
Uniting Osborne House Nowra	New South Wales	0	15	<6	n/p
Uniting Osborne Nowra	New South Wales	0	20	12	32

Service Name	State	Resident Deaths	Resident Cases	Staff Cases	Total Incidents
Weeroona Aged Care Residence	New South Wales	0	<6	<6	8
Whitehall Nursing Home	New South Wales	0	13	9	22
Woodberry Village	New South Wales	0	10	<6	n/p
Yallabee Lodge	New South Wales	0	9	6	15
Yallaroo	New South Wales	0	0	<6	<6
Old Timers	Northern Territory	<6	35	6	41
Pearl Supported Care	Northern Territory	<6	32	14	46
Akooramak Care of Older Persons	Queensland	0	<6	<6	<6
Anam Cara	Queensland	0	<6	<6	<6
Arcare Helensvale	Queensland	0	<6	<6	n/p
Arcare Pimpama	Queensland	0	<6	0	<6
Berrinba Greens Care Community	Queensland	0	<6	<6	<6
Bethania Gardens	Queensland	0	0	<6	<6
Bethany	Queensland	0	<6	0	<6
Bethesda Caring Centre	Queensland	0	<6	<6	<6
Blue Care Gracemere Aged Care Facility	Queensland	0	6	8	14
Bolton Clarke Fairview	Queensland	0	<6	<6	6
Bolton Clarke Fernhill	Queensland	0	<6	<6	<6
Bolton Clarke Tantula Rise	Queensland	0	7	<6	n/p
Bundaleer Lodge Nursing Home	Queensland	0	10	0	10
CapellaBay Aged Care	Queensland	0	47	19	66
Caravonica Waters	Queensland	0	11	7	18
Carinity Fairfield Grange	Queensland	0	9	<6	n/p
Carramar Aged Care	Queensland	0	<6	<6	7
Carseldine Greens Care Community	Queensland	<6	21	10	31
Churches of Christ Fassifern Aged Care Service	Queensland	0	<6	<6	<6
Churches of Christ Gracehaven Aged Care Service	Queensland	0	13	<6	n/p
Dovetree	Queensland	0	<6	0	<6

Service Name	State	Resident Deaths	Resident Cases	Staff Cases	Total Incidents
Estia Health Hervey Bay	Queensland	0	<6	<6	<6
Forest Lake Lodge	Queensland	0	29	8	37
Harbour Quays Residential Aged Care	Queensland	0	7	7	14
Infinite Care Ashmore	Queensland	0	8	6	14
Infinite Care Cornubia	Queensland	0	10	6	16
Infinite Care Edmonton Gardens	Queensland	0	23	13	36
Infinite Care Mount Lofty	Queensland	0	<6	<6	<6
Maranatha Aged Care	Queensland	0	22	6	28
Marebello	Queensland	0	<6	<6	9
Merrimac Park Private Care	Queensland	0	15	8	23
MiCare Prins Willem Alexander Lodge	Queensland	0	8	<6	n/p
North Rockhampton Nursing Centre	Queensland	0	<6	6	n/p
Ozcare Mackay	Queensland	0	<6	0	<6
Ozcare Malanda	Queensland	0	<6	<6	<6
Ozcare Parkwood Gardens	Queensland	0	9	9	18
Ozcare Villa Vincent	Queensland	0	0	<6	<6
Palm Lake Bethania Aged Care Facility	Queensland	0	<6	0	<6
Parklands Aged Care Facility & Retirement Village	Queensland	0	0	<6	<6
Redland Residential Care Facility	Queensland	0	<6	0	<6
Regis Ayr North	Queensland	0	7	<6	n/p
Regis Caboolture	Queensland	0	0	<6	<6
Regis Sandgate - Lucinda	Queensland	0	6	<6	n/p
Regis Sippy Downs	Queensland	0	<6	<6	8
Regis Yeronga	Queensland	0	<6	<6	<6
Rosalie Nursing Care Centre	Queensland	<6	24	7	31
Seabrook	Queensland	<6	6	<6	n/p
Springwood Terrace Care Community	Queensland	0	0	<6	<6
St Vincent's Care Services Bardon	Queensland	0	<6	0	<6

Service Name	State	Resident Deaths	Resident Cases	Staff Cases	Total Incidents
Sunnymeade Park Aged Care Community	Queensland	0	<6	0	<6
The Good Shepherd Nursing Home	Queensland	<6	20	24	44
Torbay	Queensland	0	7	8	15
TriCare Mt Gravatt Aged Care Residence	Queensland	0	14	7	21
TriCare Toowoomba Aged Care Residence	Queensland	0	8	<6	n/p
Villa Serena	Queensland	0	<6	0	<6
Warrina Innisfail	Queensland	0	26	15	41
Wheller Gardens - Emmaus Village	Queensland	0	<6	<6	<6
ACH Group Residential Care - West Park	South Australia	0	<6	0	<6
AnglicareSA Elizabeth - Dutton Court	South Australia	0	<6	<6	9
AnglicareSA Elizabeth East	South Australia	0	<6	0	<6
Bene Aged Care - The Italian Village	South Australia	0	13	0	13
Calvary Flora McDonald Retirement Community	South Australia	0	8	<6	n/p
Calvary St Catherine's Retirement Community	South Australia	0	<6	0	<6
Clayton Church Homes - Onkaparinga Valley	South Australia	0	<6	0	<6
Dunbar Homes Salisbury	South Australia	0	<6	<6	6
Eldercare Cottage Grove	South Australia	0	12	6	18
Eldercare Evanston Park	South Australia	0	8	6	14
Eldercare Seaford	South Australia	0	<6	<6	<6
Estia Health Aberfoyle Park	South Australia	0	22	7	29
Estia Health Valley View	South Australia	0	13	<6	n/p
Fullarton Lutheran Homes	South Australia	0	26	16	42
Gaynes Park Manor	South Australia	0	15	<6	n/p
HammondCare Daw Park	South Australia	0	<6	0	<6
Helping Hand Aged Care - Carinya	South Australia	0	<6	0	<6
Helping Hand Aged Care - Mawson Lakes Facility	South Australia	0	<6	0	<6
Kalyra Woodcroft Aged Care	South Australia	0	<6	<6	<6
LHI Glynde	South Australia	0	11	<6	n/p

Service Name	State	Resident Deaths	Resident Cases	Staff Cases	Total Incidents
Longridge Aged Care	South Australia	0	12	6	18
Oakwood Aged Care	South Australia	0	8	<6	n/p
Regis Burnside	South Australia	0	40	<6	n/p
Reynella Lodge	South Australia	0	29	18	47
Romani	South Australia	0	<6	<6	<6
The House of Saint Hilarion	South Australia	0	31	10	41
UnitingSA Westminster Village Aged Care	South Australia	0	12	<6	n/p
Wakefield Aged Care Service	South Australia	0	<6	<6	6
Barossa Park Lodge	Tasmania	0	<6	0	<6
Kanangra Hostel	Tasmania	0	0	<6	<6
Korongee	Tasmania	0	<6	0	<6
Mary Ogilvy Home	Tasmania	<6	16	6	22
Melaleuca Home For The Aged	Tasmania	<6	17	23	40
Wellington Views	Tasmania	0	<6	7	n/p
West Coast District Hospital - Lyell House	Tasmania	0	<6	<6	9
Wynyard Care Centre	Tasmania	0	<6	0	<6
Alpine Health - Barwidgee Lodge MPS	Victoria	0	0	<6	<6
Arcare Brighton	Victoria	0	<6	0	<6
Arcare Essendon	Victoria	0	14	7	21
Aurrum Healesville	Victoria	0	7	0	7
Baptcare - Karana Community	Victoria	0	19	<6	n/p
Baptcare Abbey Gardens Community	Victoria	0	<6	0	<6
Benetas Broughton Hall	Victoria	0	<6	0	<6
Benetas Dalkeith Gardens	Victoria	<6	<6	7	n/p
Benetas St Laurence Court - Eaglehawk	Victoria	0	<6	<6	<6
BlueCross Scotchmans Creek	Victoria	0	6	0	6
BlueCross Sheridan Hall Caulfield	Victoria	0	<6	0	<6
Brimlea Aged Care	Victoria	0	<6	<6	<6

Service Name	State	Resident Deaths	Resident Cases	Staff Cases	Total Incidents
Bupa Clayton	Victoria	0	<6	0	<6
Bupa Greensborough	Victoria	0	11	<6	n/p
Bupa Wodonga	Victoria	<6	32	7	39
Calvary Mirridong	Victoria	0	29	28	57
Camberwell Gardens	Victoria	0	<6	<6	<6
Cardinia Community Aged Care	Victoria	0	<6	0	<6
Chestnut Gardens Aged Care Home	Victoria	0	18	8	26
Clifton Views	Victoria	0	13	0	13
Cohuna District Nursing Home	Victoria	0	<6	0	<6
Coppin Centre	Victoria	0	10	<6	n/p
Craigcare Moonee Ponds	Victoria	0	<6	0	<6
Craigcare Plumpton Villa	Victoria	0	29	7	36
Doutta Galla Footscray Aged Care Facility	Victoria	0	7	<6	n/p
Embracia in Reservoir	Victoria	0	27	<6	n/p
Estia Health Keysborough	Victoria	0	8	7	15
Estia Health Knoxfield	Victoria	0	<6	0	<6
Estia Health Melton South	Victoria	0	0	<6	<6
Estia Health Oakleigh East	Victoria	<6	43	13	56
Estia Health Ringwood	Victoria	0	<6	0	<6
Ferndale Gardens Aged Care Services	Victoria	<6	14	0	14
Golden Oaks Nursing Home	Victoria	0	15	9	24
Greenwood Manor	Victoria	0	<6	0	<6
Hailey House Hostel	Victoria	0	<6	0	<6
HammondCare - Caulfield Village	Victoria	0	<6	0	<6
Harbourside Lodge	Victoria	0	16	<6	n/p
Jacaranda House Hostel	Victoria	0	<6	0	<6
Jewish Care (VIC) Inc Residential Homes Carnegie	Victoria	<6	18	<6	n/p
Lakes Entrance Care Community	Victoria	0	0	<6	<6

Service Name	State	Resident Deaths	Resident Cases	Staff Cases	Total Incidents
Latrobe Valley Village Hostel	Victoria	0	13	9	22
Lynbrook Park	Victoria	0	<6	0	<6
Maculata Place	Victoria	0	<6	0	<6
Manor Court Werribee Aged Care Ltd	Victoria	0	31	<6	n/p
Margery Cole Residential Care Service	Victoria	0	6	<6	n/p
McKellar Centre	Victoria	0	<6	<6	<6
mecwacare Malvern Centre	Victoria	0	16	<6	n/p
Melaleuca Aged Care	Victoria	0	<6	0	<6
Melbourne Hebrew Memorial Nursing Home	Victoria	0	22	<6	n/p
Mercy Place Corben	Victoria	0	13	<6	n/p
Mercy Place Keon Park	Victoria	<6	25	8	33
Mooroopna Place Residential Aged Care Service	Victoria	0	<6	<6	<6
Napier Street Aged Care Services	Victoria	0	12	<6	n/p
Nellie Melba Retirement Village	Victoria	0	<6	0	<6
Ocean Mist Aged Care	Victoria	0	7	<6	n/p
Olivet Aged Persons Home	Victoria	0	<6	0	<6
Paynesville Gardens Care Community	Victoria	0	0	<6	<6
Peninsula Grange Aged Care	Victoria	0	<6	8	n/p
Queen Elizabeth Village Hostel	Victoria	0	<6	0	<6
Rangeview Private Nursing Home	Victoria	0	21	10	31
Regis Blackburn	Victoria	0	27	<6	n/p
Regis Brighton	Victoria	0	9	<6	n/p
Regis Macleod	Victoria	0	9	<6	n/p
Regis Ontario	Victoria	0	<6	<6	<6
Regis Sandringham	Victoria	0	<6	<6	<6
Regis Sunraysia	Victoria	0	0	<6	<6
Riddell Gardens Hostel	Victoria	0	13	9	22
St Vincent's Care Services Eltham - Eltham Lodge	Victoria	0	<6	0	<6

Service Name	State	Resident Deaths	Resident Cases	Staff Cases	Total Incidents
Sunset Views Manor	Victoria	0	28	0	28
Swan Hill District (Nyah Campus)	Victoria	0	<6	0	<6
Tabulam & Templer Home for the Aged	Victoria	0	<6	0	<6
The Alba Care Suites	Victoria	0	<6	0	<6
The Alexander Aged Care Centre	Victoria	0	11	<6	n/p
The Sydney-Lynne Quayle & Fitzroy Lodge Hostels	Victoria	0	<6	<6	<6
Vermont Aged Care	Victoria	<6	11	<6	n/p
Victorian Croatian Aged Care Services Inc	Victoria	0	9	<6	n/p
Villa Maria Catholic Homes Berwick Aged Care Residence	Victoria	0	<6	0	<6
Villa Maria Catholic Homes St Catherine's Aged Care Residence	Victoria	0	<6	<6	<6
Village Glen Aged Care Residences - Capel Sound	Victoria	0	21	11	32
Warrnambool Place Care Community	Victoria	0	10	<6	n/p
Western Port Bay Care Community	Victoria	0	<6	0	<6
Westgate Aged Care Facility	Victoria	0	15	0	15
Wharparilla Lodge	Victoria	0	<6	<6	6
Aegis Alfred Carson	Western Australia	0	<6	0	<6
Aegis Anchorage	Western Australia	0	<6	<6	<6
Aegis Hilton Park	Western Australia	0	<6	<6	6
Aegis Lakeside	Western Australia	0	<6	0	<6
Aegis Montgomery	Western Australia	0	<6	0	<6
Aegis Parkview	Western Australia	0	24	16	40
Alfred Cove Care Community	Western Australia	0	17	<6	n/p
Bethanie Fields	Western Australia	0	11	<6	n/p
Bethanie Illawong	Western Australia	0	<6	0	<6
Bethanie Subiaco	Western Australia	0	22	6	28
Bethanie Waters	Western Australia	0	<6	0	<6
Brightwater Birralee	Western Australia	0	0	<6	<6
Brightwater Inglewood	Western Australia	0	0	<6	<6

Service Name	State	Resident Deaths	Resident Cases	Staff Cases	Total Incidents
Brightwater Oxford Gardens	Western Australia	0	10	<6	n/p
Burswood Care Gwen Hardie Lodge	Western Australia	0	13	13	26
Capecare	Western Australia	0	0	<6	<6
Coolibah Care	Western Australia	<6	29	13	42
Craigcare Albany	Western Australia	0	<6	<6	9
David, Gita and Michael Hoffman Nursing Home	Western Australia	0	<6	<6	<6
Italian Village Fremantle	Western Australia	0	<6	<6	8
Jacaranda Lodge	Western Australia	0	10	<6	n/p
Joseph Cooke House	Western Australia	0	<6	<6	6
Juniper Annesley	Western Australia	0	<6	<6	<6
Juniper Bethavon	Western Australia	0	6	<6	n/p
Karinya Residential Care	Western Australia	0	17	14	31
Margaret Hubery House	Western Australia	0	0	<6	<6
MYVISTA Mirrabooka	Western Australia	0	12	7	19
Nannup MPS	Western Australia	<6	<6	6	n/p
Regents Garden - Bateman	Western Australia	0	<6	0	<6
Regis Bunbury	Western Australia	0	6	<6	n/p
Regis Nedlands	Western Australia	0	8	0	8
Regis Port Coogee	Western Australia	0	7	7	14
Residency by Dillons Narrogin	Western Australia	0	<6	<6	6
Singleton Community Aged Care	Western Australia	0	13	12	25
Southern Plus East Fremantle	Western Australia	0	20	14	34
St Francis Hostel	Western Australia	0	<6	<6	6
Treeby Parklands Care Community	Western Australia	0	0	<6	<6
Villa Pelletier Hostel	Western Australia	0	<6	<6	<6