



COVID-19 outbreaks in Australian residential aged care facilities

National snapshot

As at 8:00 am 2 November 2023 there are 2,320 active COVID-19 cases in 294 active outbreaks in residential aged care facilities across Australia. There have been 154 new outbreaks, 13 new resident deaths and 1,937 combined new resident and staff cases reported since 19 October 2023.

Table 1: Aged Care COVID-19 data as at 8.00am 2 November 2023¹

Category	Active ²	Previous 7 days	Cumulative Total	Previous 7 days
Outbreaks ³	294	85	16,883	154
Residential Aged Care Facilities affected	294	85	2,844	0
Resident Cases ⁴	1,575	445	163,899	1,299
Resident Deaths	N/A	N/A	5,934	13
Staff Cases	745	249	94,225	638

Residential aged care homes with active outbreaks are included in Appendix 1.

Table 2: Overview of Active Outbreaks in Australia

	ACT	NSW	NT	QLD	SA	TAS	VIC	WA	Total
Total Facilities with outbreaks	2	93	1	42	27	3	96	30	294
Total number of active resident cases	12	525	7	186	161	6	515	163	1,575
Total number of active staff cases	2	240	1	126	63	8	227	78	745
Total Outbreaks Opened in Previous 7 Days	2	46	1	26	12	0	47	20	154
Total Outbreaks Closed in Previous 7 Days	0	22	0	10	3	0	29	5	69

¹ Outbreak opening and closure includes changes in the status of exposure sites to outbreaks (and vice versa), which are applied retrospectively to facility records. New case information can also change the status of a recovered site back to an active outbreak site. As a result, changes in active outbreak status may not align with day on day variations to active totals. These adjustments will also affect the number of cases in staff and residents reported each week.

² Active residents and staff cases are the total currently positive cases in active outbreaks

³ An outbreak is considered to be active pending advice from the relevant Public Health Unit. An outbreak is defined as at least 1 positive case in a resident or 2+ cases in staff.

⁴ Case numbers and numbers of deaths are dependent upon reporting from facilities and validation of deaths from state and territory governments. This is subject to change as further information is provided.

Figure 1: National Outbreak Trends in Aged Care

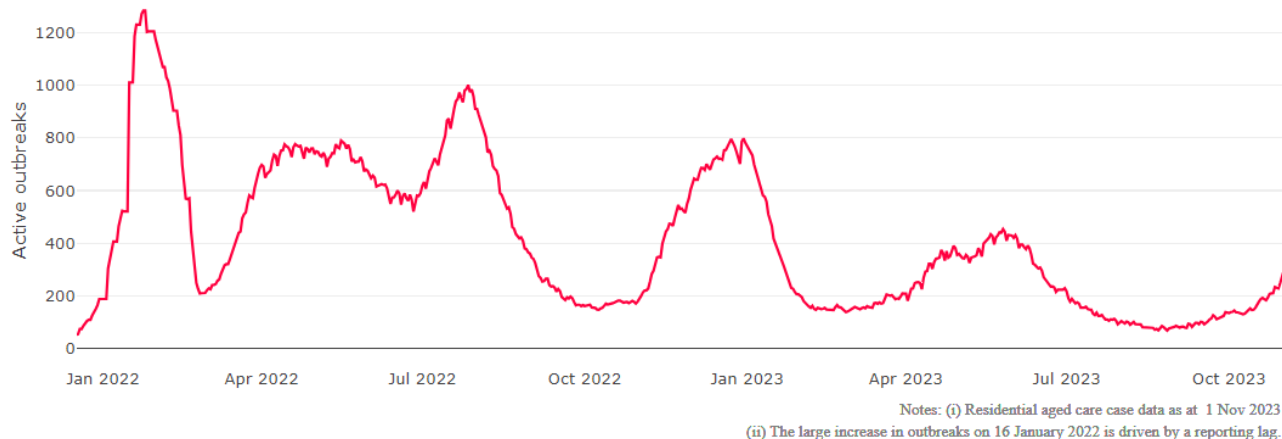
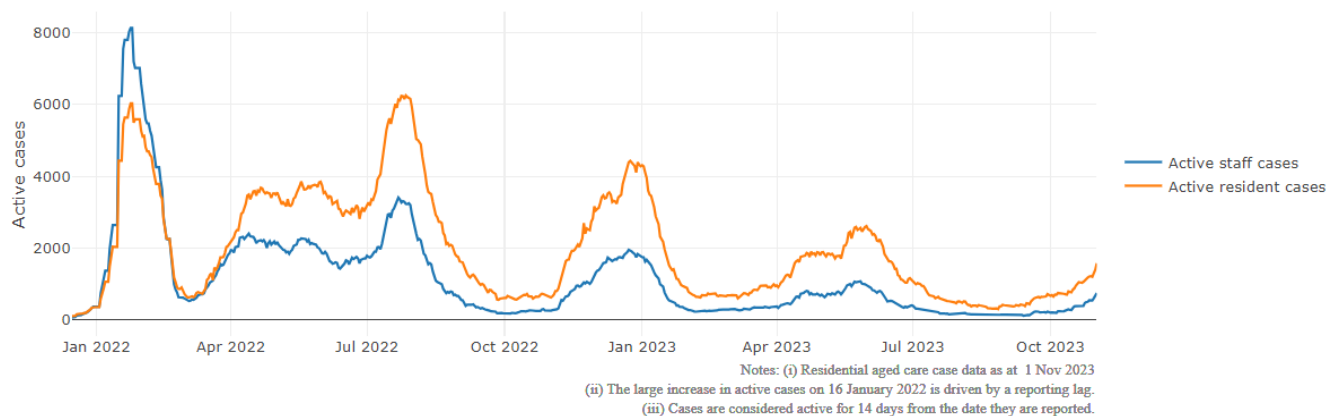


Figure 2: Trends in Aged Care Cases – December 2021 to Present



Mortality

For the period of 1 July 2023 to 28 October 2023, COVID-19 is recorded as the cause of death in 1.2 percent of all deaths in permanent residents in aged care facilities.

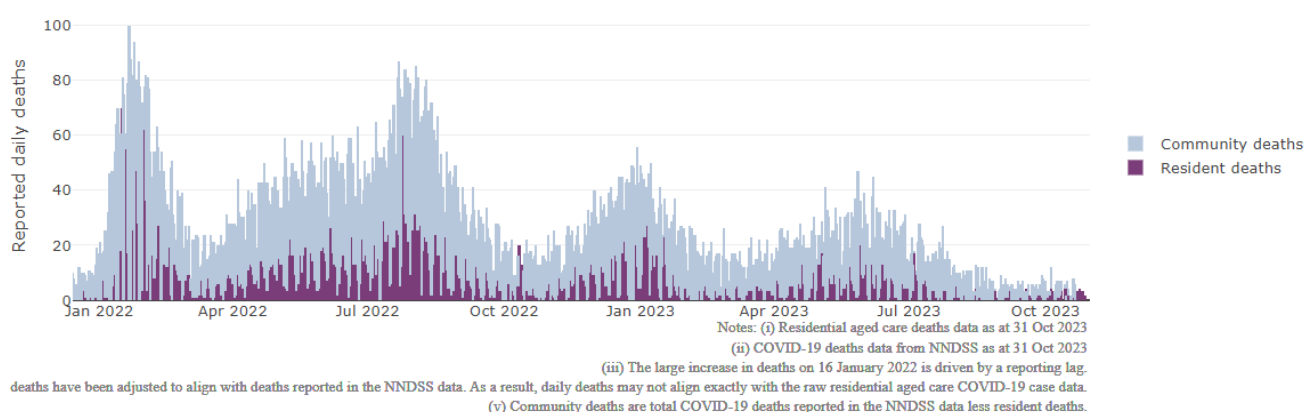
Since the beginning of the Omicron outbreak in mid December⁵ 2021, there have been 112,969 deaths in residential aged care from all causes (report period from 15 December 2021 to 28 October 2023)⁶. COVID-19 deaths account for 4.5 percent of this figure.

Over the course of the pandemic, all-cause excess mortality in Residential Aged Care was below expected numbers in 2020, and within expected range in 2021.

⁵ The Omicron outbreak start date has been redefined from late November 2021 to mid December 2021. Changes have been made to align reporting with the start date of Omicron published in the Department’s external facing Epidemiology report.

⁶ The Department is now accessing aged care deaths data from the SIEBEL dataset. Figures are live and subject to change. Source: Department of Health and Aged Care unpublished data / SIEBEL dataset.

Figure 3: COVID-19 Deaths in Residential Aged Care Facilities overlaid with Community deaths



Workforce in active residential aged care outbreaks

As at 3 November 2023, workforce surge staff have filled a total of 181,702 shifts in aged care services impacted by COVID-19, including 466 in the past 7 days. In the past 7 days (to 3 November) surge workforce providers have assisted 24 residential aged care homes. These shifts include roles for GPs, nurses, care workers, allied health workers, executive and ancillary staff. This includes:

Table 3: Workforce resources supplied to residential aged care facilities

Workforce provider	Total Shifts	Previous 7 days
Recruitment, Consulting and Staffing Association	103,852	0
Healthcare Australia (Workforce Surge)	14,870	0
Healthcare Australia (NACER)	2,295	N/A
Mable	2,711	N/A
Aspen Medical	26,666	178
HealthX	27,252	288
Torrens	4,056	N/A

The Australian Defence Force provided support to a total of 542 residential aged care homes between February and September 2022. The ADF deployment ceased on 30 September 2022.

Oral antiviral treatments

Distribution of the oral anti-viral Lagevrio (Molnupiravir) commenced on 6 February 2022 to all RACFs with outbreak sites prioritised for delivery. The National Medical Stockpile has deployed 48,269 treatment courses of Lagevrio (Molnupiravir) to aged care facilities.

81,867 prescriptions for Lagevrio (Molnupiravir) have been issued to residents in residential aged care facilities, with a further 7,121 prescriptions for Paxlovid (nirmatrelvir + ritonavir) also issued since 28 February 2022 and up to 29 October 2023.

Vaccination in Residential Aged Care Facilities

People living in residential aged care are a high priority for the Government's COVID-19 vaccination program.

Older age remains the biggest risk factor for severe COVID-19 disease. Vaccination offers added protection to help reduce the risk of severe illness or hospitalisation of aged care residents.

The department is working with both the aged care and primary care sectors to ensure residents have access to the COVID-19 vaccine. It continues to target support for residential aged care facilities to arrange COVID-19 vaccinations with local primary care providers such as GPs, community pharmacists and Aboriginal Community Controlled Health Services.

As at 1 November 2023:

- 73.4k (43.0%) aged care residents received a booster dose in the last 6 months.
- 613 aged care residents received a booster dose in the last week.

Table 4: Aged care COVID-19 2023 Booster Doses (data as at 1 November 2023)

Jurisdiction	Received booster in last 6 months	
	Residents vaccinated	% of residents vaccinated
National	73.4k	43.0%
ACT	1k	44.8%
NSW	23.1k	42.1%
NT	<200	33.4%
QLD	13.6k	39.3%
SA	6.5k	43.3%
TAS	1.8k	44.5%
VIC	20.4k	46.2%
WA	6.9k	44.7%

Source: Matched Australian Immunisation Register (AIR) data of residents in permanent residential aged care.

For reporting accuracy, the total aged care resident population only includes residents who have been linked with their vaccination records. As residential aged care populations are fluid, the total population for vaccination are an estimate only and there is an administrative lag with the aged care recipient data which is linked to AIR data. Counts may fluctuate due to enhancements to data over time.

Key: k= thousand

Infection control and audit

People living in residential aged care homes remain a high priority for the Government's COVID-19 vaccination program. The Department is continuing to communicate with both the aged care and primary care sectors, reinforcing the importance of uptake and promoting the 2023 booster dose via regular newsletters, bulletins, social media videos and webinars.

All aged care residents who have not had a COVID-19 vaccination, or a COVID-19 infection within the last 6 months, continue to be offered a 2023 booster dose. The added protection from vaccination is especially important for aged care residents and will help reduce the risk of severe illness or hospitalisation.

The Department continues to work with Primary Health Networks to support residential aged care homes across Australia to arrange COVID-19 vaccination in-reach clinics with local primary care providers such as GPs, pharmacists, and Aboriginal Community Controlled Health Services.

As at 2 November 2023, the Commission had conducted 5,837 ICM spot checks to observe infection control practices and PPE protocols in residential aged care facilities.

Table 5: Total Quality Assessment and Monitoring Activities with residential services (including IPC), by type and month 1 March 2020 to 2 November 2023

Regulatory Activities	2019-20 (1 Mar - 30 Jun 2020)	2020-21	2021-22	2022-23	2023-24	Total
					(to 2 Nov)	
Site visits	318	3,452	1,732	3,814	1,324	10,640
Non-site activities	3,709	8,382	6,665	1,413	131	20,299
Total activities	4,027	11,834	8,397	5,227	1,455	30,939

Data on Infection control and audit activities were not available this week.

Appendix 1: National residential aged care services with Active outbreaks COVID-19

Please note, information reported in this table has been directly reported to the Department of Health and Aged Care by residential aged care facilities. Total cases refers to all staff and resident cases associated with the active outbreak and may not reflect the count of currently active cases. Where numbers have been incorrectly reported, facilities are able to correct these in the COVID-19 Support Portal through My Aged Care. Where a facility is reporting less than six resident or staff cases or less than six deaths, data has been suppressed to protect the privacy of affected individuals (note that “n/p” indicates data is not provided to protect privacy).

Service Name	State	Resident Deaths	Resident Cases	Staff Cases	Total Incidents
Goodwin Ainslie (Goodwin House)	Australian Capital Territory	0	8	0	8
Jindalee Aged Care Residence	Australian Capital Territory	0	<6	<6	6
Abbey House Aged Care	New South Wales	0	19	9	28
ACDMA Aged Care Services	New South Wales	0	<6	<6	7
Advantaged Care at Edensor Gardens	New South Wales	0	10	<6	n/p
Anglicare Barry Marsh House	New South Wales	0	6	<6	n/p
Annandale Grove Care Community	New South Wales	0	0	<6	<6
Arcare Belmont	New South Wales	0	<6	0	<6
Arcare Mollymook	New South Wales	0	<6	<6	<6
Arcare Oatlands	New South Wales	0	7	<6	n/p
Arcare Warriewood	New South Wales	0	<6	<6	7
Aurrum Erina	New South Wales	0	<6	<6	<6
Avalon House	New South Wales	0	<6	0	<6
BaptistCare Bethshan Gardens Centre	New South Wales	0	<6	<6	<6
BaptistCare Orana Centre	New South Wales	0	<6	9	n/p
BaptistCare Shalom Centre	New South Wales	0	18	10	28
Bathurst Riverview Care Community	New South Wales	0	<6	8	n/p
Beecroft House Aged Care	New South Wales	0	<6	<6	<6
Bilyara Hostel	New South Wales	0	<6	<6	7
Bossley Parkside Care Community	New South Wales	0	<6	0	<6
Brother Alberts Home	New South Wales	0	<6	<6	7
Bupa Bankstown	New South Wales	0	14	8	22

Service Name	State	Resident Deaths	Resident Cases	Staff Cases	Total Incidents
Bupa Sutherland	New South Wales	<6	20	<6	n/p
Catholic Healthcare Bodington	New South Wales	0	<6	<6	<6
Catholic Healthcare Emmaus Village	New South Wales	0	6	<6	n/p
Catholic Healthcare Holy Spirit Croydon	New South Wales	0	22	6	28
Catholic Healthcare McQuoin Park	New South Wales	0	<6	0	<6
Catholic Healthcare St Peter's Lane Cove North	New South Wales	0	17	8	25
Clelland Lodge	New South Wales	0	<6	0	<6
Coolamon-Ganmain Multi-Purpose Service	New South Wales	0	<6	<6	<6
Dellacourt	New South Wales	0	0	<6	<6
Dubbo Homestead Care Community	New South Wales	0	<6	0	<6
Dudley Foord House	New South Wales	0	<6	<6	<6
Estia Health Epping - The Poplars	New South Wales	0	0	<6	<6
Estia Health Taree	New South Wales	0	20	<6	n/p
Ferndale Gardens Aged Care Facility	New South Wales	0	<6	<6	7
Garrawarra Centre	New South Wales	0	<6	<6	<6
Glenmore Park Care Community	New South Wales	0	27	6	33
Greenhill Manor	New South Wales	0	15	<6	n/p
HammondCare - Woy Woy	New South Wales	0	7	<6	n/p
Heritage Botany	New South Wales	0	9	<6	n/p
Huang Ying Jung Nursing Home	New South Wales	0	<6	<6	<6
Hunters Hill Montefiore Home	New South Wales	0	10	<6	n/p
IRT Tarrawanna Care Centre	New South Wales	0	7	<6	n/p
IRT Thomas Holt Kirrawee	New South Wales	0	7	<6	n/p
Katoomba Views Care Community	New South Wales	0	9	<6	n/p
Killara Gardens Aged Care	New South Wales	<6	13	11	24
Koonambil Aged Care	New South Wales	0	6	<6	n/p
Leeton Hospital	New South Wales	0	<6	<6	<6
Lemongrove Gardens Hostel	New South Wales	0	<6	<6	8

Service Name	State	Resident Deaths	Resident Cases	Staff Cases	Total Incidents
Lucy Chieng Aged Care Centre	New South Wales	0	<6	<6	<6
MacKillop House	New South Wales	0	6	<6	n/p
Macleay Valley House	New South Wales	0	<6	0	<6
Markmoran at Vacluse	New South Wales	0	14	<6	n/p
Martyn Claver Aged Care	New South Wales	<6	22	7	29
Melva McDonald Lodge	New South Wales	0	14	<6	n/p
Mercy Place Albury	New South Wales	<6	16	<6	n/p
Mona Vale House	New South Wales	0	10	<6	n/p
Moran Engadine	New South Wales	0	9	6	15
Moran Stockton	New South Wales	0	<6	0	<6
Murray Vale Shalem Hostel	New South Wales	0	<6	<6	<6
Murwillumbah Greens Care Community	New South Wales	0	<6	<6	<6
Paling Court Residential Aged Care	New South Wales	0	<6	8	n/p
Peakhurst Nursing Home	New South Wales	0	<6	0	<6
Porter Lodge	New South Wales	0	<6	0	<6
Presbyterian Aged Care - Apsley Riverview	New South Wales	0	15	6	21
Randwick Montefiore Home	New South Wales	0	10	10	20
Raymond Terrace Gardens Care Community	New South Wales	0	14	<6	n/p
Redleaf Manor Aged Care	New South Wales	0	<6	<6	6
Regis Hornsby	New South Wales	0	9	<6	n/p
Regis Hurstville	New South Wales	0	11	0	11
Shoalhaven Place Care Community	New South Wales	0	27	14	41
Southern Cross Care Greystanes Residential Aged Care	New South Wales	<6	16	8	24
St Annes Nursing Home	New South Wales	0	31	20	51
St Patrick's Green	New South Wales	0	<6	0	<6
St Vincent's Care Services Heathcote	New South Wales	0	<6	0	<6
SummitCare Canley Vale	New South Wales	0	18	<6	n/p
The Orchards Aged Care	New South Wales	0	<6	8	n/p

Service Name	State	Resident Deaths	Resident Cases	Staff Cases	Total Incidents
The Whiddon Group - Glenfield	New South Wales	0	<6	<6	8
The Whiddon Group - Redhead	New South Wales	0	20	7	27
Thomas and Rosetta Agst Aged Care Facility	New South Wales	0	13	<6	n/p
Turramurra House Nursing Home	New South Wales	0	<6	0	<6
Uniting Bernard Austin Lodge Liverpool	New South Wales	0	8	<6	n/p
Uniting Bowden Brae Normanhurst	New South Wales	0	<6	0	<6
Uniting Caroon Marima Goonellabah	New South Wales	0	12	<6	n/p
Uniting Caroon Yamba	New South Wales	0	<6	<6	<6
Uniting Edinglassie Emu Plains	New South Wales	0	<6	0	<6
Uniting Garden Suburb	New South Wales	0	12	<6	n/p
Uniting Hawkesbury Richmond	New South Wales	0	19	0	19
Uniting Kingscliff	New South Wales	0	<6	0	<6
Uniting Narla Belmont North	New South Wales	0	10	6	16
Uniting Northaven Turramurra	New South Wales	0	11	<6	n/p
Uniting Starrett Lodge Hamlyn Terrace	New South Wales	0	11	<6	n/p
Werombi Court	New South Wales	0	<6	<6	<6
Yallabee Village	New South Wales	0	<6	0	<6
Tjilpi Pampaku Ngura Aged Care Service	Northern Territory	0	7	<6	n/p
Bethesda Caring Centre	Queensland	0	6	0	6
Biggenden Hospital Multipurpose Health Service	Queensland	0	<6	<6	n/p
Blue Care Bundaberg Riverlea Aged Care Facility	Queensland	0	<6	0	<6
Blue Care Flinders View Nowlanvil Aged Care Facility	Queensland	0	6	<6	n/p
Blue Care Gladstone Edenvale Aged Care Facility	Queensland	0	<6	<6	<6
Blue Care Kallangur Pilgrim Aged Care Facility	Queensland	0	<6	<6	<6
Blue Care Redcliffe Aged Care Facility	Queensland	0	<6	<6	8
Bolton Clarke Moreton Shores	Queensland	0	0	<6	<6
Calvary Robina Rise	Queensland	0	<6	0	<6
Caravonica Waters	Queensland	0	11	<6	n/p

Service Name	State	Resident Deaths	Resident Cases	Staff Cases	Total Incidents
Carinity Cedarbrook	Queensland	0	<6	0	<6
Carinity Fairfield Grange	Queensland	0	<6	0	<6
Carinity Wishart Gardens	Queensland	0	<6	<6	<6
Carinya Home For The Aged	Queensland	0	<6	10	n/p
Churches of Christ Buckingham Gardens Aged Care Service	Queensland	0	<6	0	<6
Churches of Christ Kolan Gardens Aged Care Service	Queensland	0	<6	<6	<6
Estia Health Southport	Queensland	0	<6	<6	<6
Forest Lake Lodge	Queensland	0	<6	<6	6
Infinite Care Ipswich	Queensland	0	0	<6	<6
Infinite Care Mount Lofty	Queensland	0	0	<6	<6
Jeta Gardens Aged Care Facility	Queensland	0	11	8	19
Kewarra Beach Aged Care	Queensland	0	0	<6	<6
Kirra Beach Care Community	Queensland	<6	40	30	70
Lodges on George	Queensland	0	9	12	21
Lutheran Services - Zion	Queensland	0	12	7	19
MiCare Prins Willem Alexander Lodge	Queensland	0	12	<6	n/p
Murroona Gardens	Queensland	<6	<6	<6	9
Ozcare - Toowoomba	Queensland	0	<6	8	n/p
Ozcare Port Douglas	Queensland	0	0	<6	<6
Ozcare Villa Vincent	Queensland	0	<6	<6	<6
Palm Lake Care Bargara	Queensland	0	<6	0	<6
Parkview	Queensland	0	19	<6	n/p
Regis Ferny Grove	Queensland	0	<6	0	<6
Regis Kirwan	Queensland	0	9	6	15
Rockpool Carseldine	Queensland	0	<6	0	<6
Sir James Terrace	Queensland	0	18	12	30
The Good Shepherd Nursing Home	Queensland	0	<6	0	<6
Villa Maria Eastern Heights	Queensland	0	8	7	15

Service Name	State	Resident Deaths	Resident Cases	Staff Cases	Total Incidents
Villa Serena	Queensland	0	10	<6	n/p
Wheller Gardens - John Wesley Gardens	Queensland	0	<6	0	<6
Wheller Gardens - St Marks House	Queensland	0	<6	<6	6
Yaralla Place	Queensland	0	<6	0	<6
ACH Group Residential Care - Colton Court	South Australia	0	<6	0	<6
ACH Group Residential Care - Highercombe	South Australia	0	<6	0	<6
ACH Group Residential Care - Kapara	South Australia	0	42	8	50
ACH Group Residential Care - Milpara	South Australia	0	10	0	10
Aldersgate Aged Care Services	South Australia	0	<6	<6	<6
AnglicareSA Brompton	South Australia	0	9	6	15
Barossa Valley Nursing Home	South Australia	0	<6	6	n/p
Bellevue Court Residential Care	South Australia	0	18	6	24
Calvary Oaklands	South Australia	0	<6	<6	9
Disability SA Northgate	South Australia	0	6	<6	n/p
Eldercare Trowbridge House	South Australia	0	28	10	38
Estia Health Burton	South Australia	0	<6	<6	<6
Estia Health Encounter Bay	South Australia	0	15	<6	n/p
Estia Health Salisbury	South Australia	0	<6	<6	<6
Estia Health Salisbury East	South Australia	0	22	<6	n/p
Helping Hand Aged Care - Mawson Lakes Facility	South Australia	0	<6	0	<6
Mt View Homes Inc	South Australia	0	<6	<6	n/p
Regis Kingswood	South Australia	0	<6	<6	<6
Resthaven Leabrook	South Australia	<6	22	9	31
Resthaven Marion	South Australia	0	28	6	34
St Basil's Aegean Village	South Australia	0	<6	0	<6
St Louis Nursing Home	South Australia	0	23	7	30
The Pines Lodge Residential Care	South Australia	0	28	10	38
Walara Balaklava Millcourt	South Australia	0	8	9	17

Service Name	State	Resident Deaths	Resident Cases	Staff Cases	Total Incidents
War Veterans Home Myrtle Bank	South Australia	0	<6	<6	<6
Warrina Crescent Residential Aged Care	South Australia	0	17	7	24
Wheatfields Incorporated	South Australia	<6	13	<6	n/p
Calvary Sandhill	Tasmania	0	<6	6	n/p
Coroneagh Park	Tasmania	0	12	<6	n/p
Mary Ogilvy Home	Tasmania	0	10	6	16
AdventCare Whitehorse	Victoria	0	16	<6	n/p
Allambee Nursing Home Kingston Centre	Victoria	0	<6	<6	<6
Arcare Cheltenham	Victoria	0	7	<6	n/p
Arcare Knox	Victoria	0	15	<6	n/p
Arcare Waterview	Victoria	0	<6	<6	7
Ashleigh House Hostel	Victoria	<6	18	9	27
Aurum Brunswick	Victoria	0	<6	0	<6
Aurum Healesville	Victoria	0	24	8	32
Banksia Lodge Residential Aged Care Service	Victoria	0	<6	<6	<6
Baptcare - Hedley Sutton Community	Victoria	0	14	<6	n/p
Baptcare - Westhaven Community	Victoria	0	18	0	18
Baptcare Coasthaven Community	Victoria	0	<6	0	<6
Baptcare Wyndham Lodge Community	Victoria	0	6	<6	n/p
Benetas St George's	Victoria	0	6	<6	n/p
Benetas St Laurence Court - Kangaroo Flat	Victoria	0	<6	0	<6
BlueCross Glengowrie	Victoria	0	<6	0	<6
Bupa Ballarat	Victoria	0	27	11	38
Bupa Bonbeach	Victoria	0	13	<6	n/p
Bupa Clayton	Victoria	0	18	10	28
Bupa Greensborough	Victoria	0	9	<6	n/p
Bupa Kyneton	Victoria	0	36	7	43
Calvary Bayview	Victoria	0	7	<6	n/p

Service Name	State	Resident Deaths	Resident Cases	Staff Cases	Total Incidents
Calvary The Highbury	Victoria	0	6	<6	n/p
Calvary The Regent	Victoria	0	25	10	35
Casey Manor	Victoria	0	6	<6	n/p
Castlemaine Health	Victoria	0	23	15	38
Clifton Views	Victoria	0	7	0	7
Cooinda Lodge Nursing Home	Victoria	0	<6	0	<6
Craigcare Mornington	Victoria	0	8	0	8
Craigcare Pascoe Vale	Victoria	0	13	<6	n/p
Craigcare Plumpton Villa	Victoria	0	23	<6	n/p
Edgarley Home	Victoria	0	17	13	30
Emmy Monash Aged Care	Victoria	0	<6	0	<6
Estia Health Ardeer	Victoria	0	27	8	35
Estia Health Bendigo	Victoria	0	0	<6	<6
Estia Health Bentleigh	Victoria	0	14	8	22
Estia Health Coolaroo	Victoria	0	<6	<6	<6
Estia Health Epping VIC	Victoria	0	<6	<6	<6
Estia Health Melton South	Victoria	0	12	<6	n/p
Estia Health Plenty Valley	Victoria	0	0	<6	<6
Estia Health Wattle Glen	Victoria	0	<6	<6	<6
Estia Health Yarra Valley	Victoria	0	13	0	13
Eventide Homes (Stawell) Inc	Victoria	0	8	<6	n/p
Forest Lodge Residential Aged Care	Victoria	0	23	0	23
Glendale Aged Care	Victoria	0	<6	0	<6
Grandview Lodge	Victoria	0	7	14	21
Havilah Hostel	Victoria	0	8	8	16
Hillview Bunyip Aged Care Inc	Victoria	0	11	<6	n/p
Hopetoun Hostel	Victoria	0	<6	0	<6
Jacaranda Village	Victoria	0	<6	0	<6

Service Name	State	Resident Deaths	Resident Cases	Staff Cases	Total Incidents
John Curtin Aged Care	Victoria	0	<6	<6	<6
Killara Hostel	Victoria	0	<6	<6	<6
Kirkbrae Kilsyth Nursing Home	Victoria	0	8	<6	n/p
Kolor Lodge Hostel	Victoria	0	<6	<6	<6
Kowree Nursing Home Unit	Victoria	<6	24	10	34
Little Sisters of the Poor St Joseph's Home	Victoria	0	<6	0	<6
Macpherson Smith Residential Care	Victoria	0	<6	<6	7
Mallee Track - Ouyen MPS	Victoria	0	<6	<6	7
Margery Cole Residential Care Service	Victoria	0	9	0	9
Martin Luther Homes	Victoria	0	<6	6	n/p
Mayflower Brighton	Victoria	0	<6	0	<6
Mayflower Reservoir	Victoria	<6	6	<6	n/p
McKellar Centre	Victoria	0	<6	0	<6
Mercy Place Parkville	Victoria	0	<6	0	<6
Mercy Place Rice Village	Victoria	0	<6	<6	<6
Mornington Bay Care Community	Victoria	0	<6	0	<6
Napier Street Aged Care Services	Victoria	0	<6	0	<6
Nellie Melba Retirement Village	Victoria	0	8	0	8
Newmans on the Park	Victoria	0	36	19	55
Noble Gardens Residential Aged Care	Victoria	0	9	0	9
Noble Manor Residential Aged Care	Victoria	0	<6	0	<6
Racecourse Grange Residential Care	Victoria	0	11	<6	n/p
Regis Alawarra Lodge	Victoria	0	<6	0	<6
Regis Sandringham	Victoria	0	<6	0	<6
Sale Gardens Care Community	Victoria	0	19	11	30
Samarinda Lodge	Victoria	0	<6	0	<6
San Carlo Homes for the Aged	Victoria	0	<6	<6	<6
St Paul's Hostel for the Elderly	Victoria	0	<6	<6	<6

Service Name	State	Resident Deaths	Resident Cases	Staff Cases	Total Incidents
St Vincent's Care Services Werribee	Victoria	0	<6	<6	<6
Sunnyside Lutheran Retirement Village	Victoria	0	31	15	46
The Alexander Aged Care Centre	Victoria	<6	30	7	37
The Ashley	Victoria	0	23	6	29
Twin Parks Aged Care Centre	Victoria	0	22	7	29
Uniting AgeWell Condare Court	Victoria	0	11	<6	n/p
Vasey RSL Care Bundoora	Victoria	0	<6	<6	<6
Vasey RSL Care Frankston South	Victoria	0	<6	0	<6
Vermont Aged Care	Victoria	0	<6	<6	6
Victoria Grange Residential Aged Care Facility	Victoria	0	<6	<6	6
Warralily Gardens	Victoria	0	7	0	7
Warramunda Village Hostel	Victoria	0	<6	<6	7
Waverley Valley Care Community	Victoria	0	<6	8	n/p
Wintringham Ron Conn Nursing Home	Victoria	0	<6	0	<6
Wintringham Williamstown Hostel	Victoria	0	6	0	6
Yackandandah Health Residential Aged Care	Victoria	0	6	<6	n/p
Yarriambiack Lodge Hostel	Victoria	0	12	22	34
Yarriambiack Lodge Nursing Home	Victoria	0	13	20	33
Aegis Amherst	Western Australia	0	<6	0	<6
Aegis Carrington	Western Australia	0	31	28	59
Aegis Greenfields	Western Australia	0	7	0	7
Aegis Melville	Western Australia	0	<6	0	<6
Aegis Stirling	Western Australia	0	<6	0	<6
Aegis The Pines	Western Australia	0	<6	0	<6
Alfred Cove Care Community	Western Australia	0	24	<6	n/p
Bethanie Fields	Western Australia	0	7	<6	n/p
Bethanie Subiaco	Western Australia	0	<6	<6	<6
Brightwater Inglewood	Western Australia	0	<6	0	<6

Service Name	State	Resident Deaths	Resident Cases	Staff Cases	Total Incidents
Brightwater Onslow Gardens	Western Australia	0	0	<6	<6
Brightwater The Cove	Western Australia	0	6	0	6
Brightwater The Village	Western Australia	0	<6	<6	<6
Capecare	Western Australia	0	<6	<6	<6
Carine Parkside Care Community	Western Australia	0	21	<6	n/p
Castledare Retirement Village	Western Australia	0	<6	<6	n/p
Germanus Kent House	Western Australia	0	<6	<6	<6
Gordon Lodge	Western Australia	0	<6	<6	6
Guildford Village	Western Australia	0	<6	0	<6
Juniper The Residency	Western Australia	0	<6	6	n/p
Karinya Residential Care	Western Australia	0	9	6	15
Marine Views Cottesloe	Western Australia	0	<6	0	<6
Michael Lee Centre	Western Australia	0	12	15	27
Peter Arney Home	Western Australia	0	8	<6	n/p
Regents Garden Four Seasons Booragoon	Western Australia	0	<6	<6	6
St Ritas Nursing Home	Western Australia	0	<6	<6	7
St Vincent's Aged Care	Western Australia	0	<6	0	<6
SwanCare Kingia/Tandara	Western Australia	<6	44	29	73
The Queenslea	Western Australia	0	6	<6	n/p
ValleyView Residence	Western Australia	0	25	25	50