



COVID-19 outbreaks in Australian residential aged care facilities

National snapshot

As at 8:00 am 23 November 2023 there are 2,214 active COVID-19 cases in 301 active outbreaks in residential aged care facilities across Australia. There have been 118 new outbreaks, 25 new resident deaths and 1,830 combined new resident and staff cases reported since 16 November 2023.

Table 1: Aged Care COVID-19 data as at 8.00am 23 November 2023¹

| Category | Active ² | Previous 7 days | Cumulative Total | Previous 7 days |
|-------------------------------------------|---------------------|-----------------|------------------|-----------------|
| Outbreaks ³ | 301 | -8 | 17,306 | 118 |
| Residential Aged Care Facilities affected | 301 | -8 | 2,849 | 1 |
| Resident Cases ⁴ | 1,532 | -136 | 167,870 | 1,245 |
| Resident Deaths | N/A | N/A | 6,022 | 25 |
| Staff Cases | 682 | -16 | 96,107 | 585 |

Residential aged care homes with active outbreaks are included in Appendix 1.

Table 2: Overview of Active Outbreaks in Australia

| | ACT | NSW | NT | QLD | SA | TAS | VIC | WA | Total |
|-------------------------------------------|-----|-----|----|-----|-----|-----|-----|-----|-------|
| Total Facilities with outbreaks | 3 | 81 | 3 | 43 | 36 | 6 | 98 | 31 | 301 |
| Total number of active resident cases | 8 | 439 | 30 | 132 | 157 | 23 | 578 | 165 | 1532 |
| Total number of active staff cases | 4 | 217 | 15 | 83 | 72 | 31 | 190 | 70 | 682 |
| Total Outbreaks Opened in Previous 7 Days | 1 | 29 | 1 | 22 | 12 | 4 | 32 | 17 | 118 |
| Total Outbreaks Closed in Previous 7 Days | 1 | 35 | 0 | 22 | 14 | 2 | 35 | 17 | 126 |

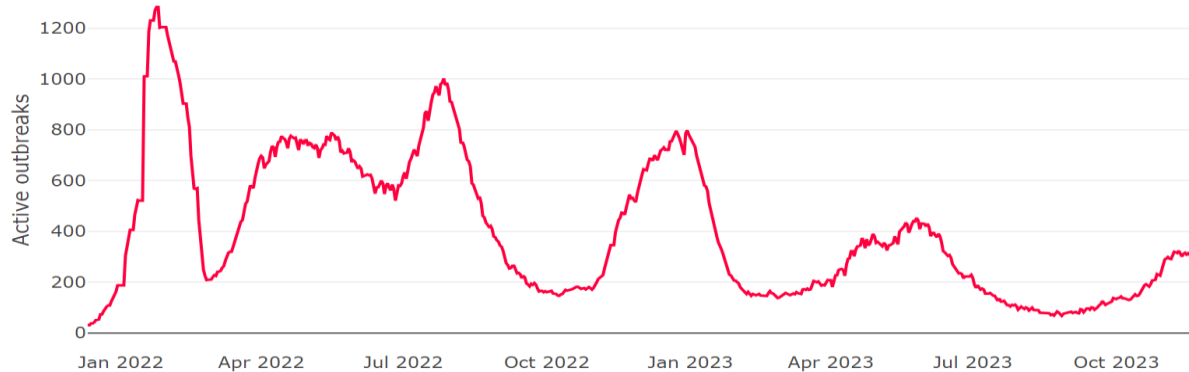
¹ Outbreak opening and closure includes changes in the status of exposure sites to outbreaks (and vice versa), which are applied retrospectively to facility records. New case information can also change the status of a recovered site back to an active outbreak site. As a result, changes in active outbreak status may not align with day on day variations to active totals. These adjustments will also affect the number of cases in staff and residents reported each week.

² Active residents and staff cases are the total currently positive cases in active outbreaks

³ An outbreak is considered to be active pending advice from the relevant Public Health Unit. An outbreak is defined as at least 1 positive case in a resident or 2+ cases in staff.

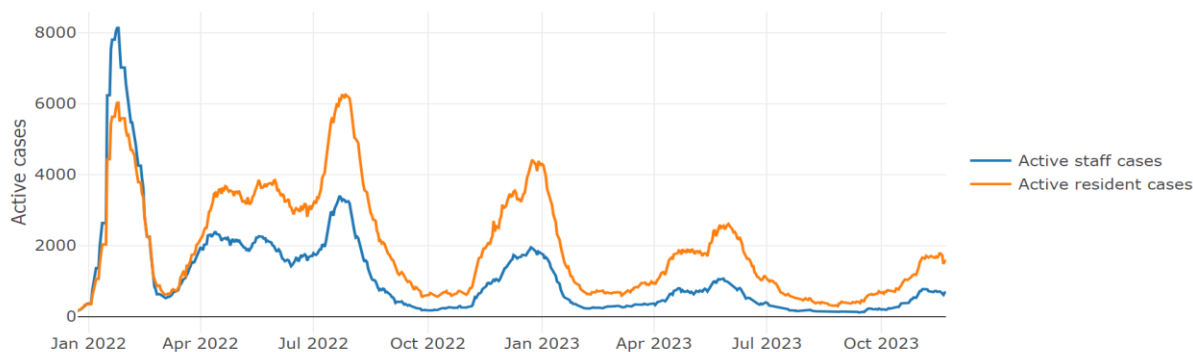
⁴ Case numbers and numbers of deaths are dependent upon reporting from facilities and validation of deaths from state and territory governments. This is subject to change as further information is provided.

Figure 1: National Outbreak Trends in Aged Care



Notes: (i) Residential aged care case data as at 22 Nov 2023
 (ii) The large increase in outbreaks on 16 January 2022 is driven by a reporting lag.

Figure 2: Trends in Aged Care Cases – December 2021 to Present



Notes: (i) Residential aged care case data as at 22 Nov 2023
 (ii) The large increase in active cases on 16 January 2022 is driven by a reporting lag.
 (iii) Cases are considered active for 14 days from the date they are reported.

Mortality

For the period of 1 July 2023 to 11 November 2023, COVID-19 is recorded as the cause of death in 1.3 percent of all deaths in permanent residents in aged care facilities.

Since the beginning of the Omicron outbreak in mid December⁵ 2021, there have been 115,364 deaths in residential aged care from all causes (report period from 15 December 2021 to 11 November 2023)⁶. COVID-19 deaths account for 4.4 percent of this figure.

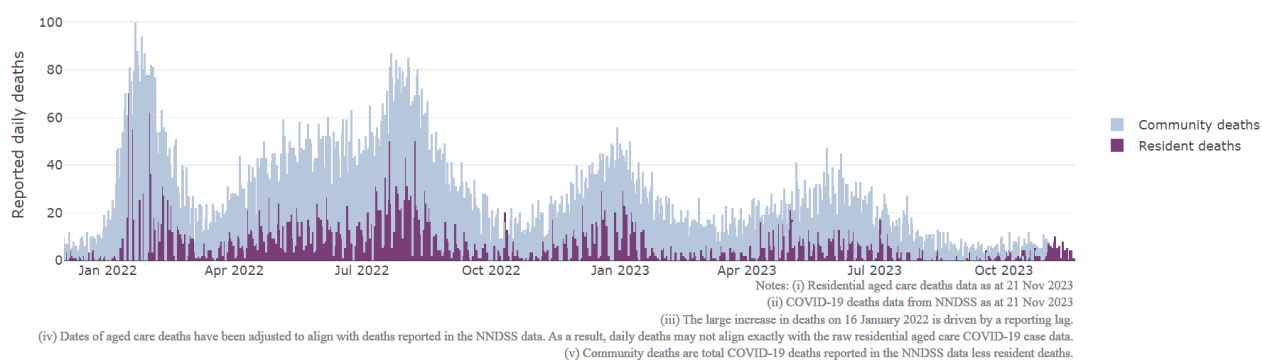
Over the course of the pandemic, all-cause excess mortality in Residential Aged Care was below expected numbers in 2020, and within expected range in 2021. In the first half of 2022, all-cause excess mortality in Residential Aged Care was above the expected range. Excess mortality for the second half of the 2022 is yet to be finalised.

*Mortality figures for this week are unchanged due to updates to the departments transition to new data platforms.

⁵ The Omicron outbreak start date has been redefined from late November 2021 to mid December 2021. Changes have been made to align reporting with the start date of Omicron published in the Department’s external facing Epidemiology report.

⁶ The Department is now accessing aged care deaths data from the SIEBEL dataset. Figures are live and subject to change. Source: Department of Health and Aged Care unpublished data / SIEBEL dataset.

Figure 3: COVID-19 Deaths in Residential Aged Care Facilities overlaid with Community deaths



Workforce in active residential aged care outbreaks

As at 24 November 2023, workforce surge staff have filled a total of 183,484 shifts in aged care services impacted by COVID-19, including 507 in the past 7 days. In the past 7 days (to 24 November) surge workforce providers have assisted 27 residential aged care homes. These shifts include roles for GPs, nurses, care workers, allied health workers, executive and ancillary staff. This includes:

Table 3: Workforce resources supplied to residential aged care facilities

| Workforce provider | Total Shifts | Previous 7 days |
|--------------------------------------------------|--------------|-----------------|
| Recruitment, Consulting and Staffing Association | 103,852 | 0 |
| Healthcare Australia (Workforce Surge) | 15,090 | 110 |
| Healthcare Australia (NACER) | 2,295 | N/A |
| Mable | 2,711 | N/A |
| Aspen Medical | 27,376 | 161 |
| HealthX | 28,104 | 236 |
| Torrens | 4,056 | N/A |

The Australian Defence Force provided support to a total of 542 residential aged care homes between February and September 2022. The ADF deployment ceased on 30 September 2022.

Oral antiviral treatments

Distribution of the oral anti-viral Lagevrio (Molnupiravir) commenced on 6 February 2022 to all RACFs with outbreak sites prioritised for delivery. The National Medical Stockpile has deployed 48,269 treatment courses of Lagevrio (Molnupiravir) to aged care facilities.

82,412 prescriptions for Lagevrio (Molnupiravir) have been issued to residents in residential aged care facilities, with a further 7,250 prescriptions for Paxlovid (nirmatrelvir + ritonavir) also issued since 28 February 2022 and up to 31 October 2023.

*Note: Oral antiviral data is only being updated monthly.

Vaccination in Residential Aged Care Facilities

People living in residential aged care are a high priority for the Government's COVID-19 vaccination program.

Older age remains the biggest risk factor for severe COVID-19 disease. Vaccination offers added protection to help reduce the risk of severe illness or hospitalisation of aged care residents.

The department is working with both the aged care and primary care sectors to ensure residents have access to the COVID-19 vaccine. It continues to target support for residential aged care facilities to arrange COVID-19 vaccinations with local primary care providers such as GPs, community pharmacists and Aboriginal Community Controlled Health Services.

As at 22 November 2023:

- 58.5k (34.3%) aged care residents received a booster dose in the last 6 months.
- 607 aged care residents received a booster dose in the last week.

Table 4: Aged care COVID-19 2023 Booster Doses (data as at 22 November 2023)

| Jurisdiction | Received booster in last 6 months | |
|-----------------|-----------------------------------|---------------------------|
| | Residents vaccinated | % of residents vaccinated |
| National | 58.5k | 34.3% |
| ACT | 0.9k | 43.0% |
| NSW | 18.4k | 33.4% |
| NT | <200 | 33.4% |
| QLD | 10.4k | 30.1% |
| SA | 5.4k | 36.0% |
| TAS | 1.6k | 38.0% |
| VIC | 16.3k | 37.0% |
| WA | 5.4k | 34.8% |

Source: Matched Australian Immunisation Register (AIR) data of residents in permanent residential aged care.

For reporting accuracy, the total aged care resident population only includes residents who have been linked with their vaccination records. As residential aged care populations are fluid, the total population for vaccination are an estimate only and there is an administrative lag with the aged care recipient data which is linked to AIR data. Counts may fluctuate due to enhancements to data over time.

Key: k= thousand

Infection control and audit

People living in residential aged care homes remain a high priority for the Government's COVID-19 vaccination program. The Department is continuing to communicate with both the aged care and primary care sectors, reinforcing the importance of uptake and promoting the 2023 booster dose via regular newsletters, bulletins, social media videos and webinars.

All aged care residents who have not had a COVID-19 vaccination, or a COVID-19 infection within the last 6 months, continue to be offered a 2023 booster dose. The added protection from vaccination is especially important for aged care residents and will help reduce the risk of severe illness or hospitalisation.

The Department continues to work with Primary Health Networks to support residential aged care homes across Australia to arrange COVID-19 vaccination in-reach clinics with local primary care providers such as GPs, pharmacists, and Aboriginal Community Controlled Health Services.

As at 23 November 2023, the Commission had conducted 5,870 ICM spot checks to observe infection control practices and PPE protocols in residential aged care facilities.

Table 5: Total Quality Assessment and Monitoring Activities with residential services (including IPC), by type and month 1 March 2020 to 23 November 2023

| Regulatory Activities | 2019-20 (1 Mar - 30 Jun 2020) | 2020-21 | 2021-22 | 2022-23 | 2023-24 | Total |
|-----------------------|-------------------------------|---------------|--------------|--------------|--------------|---------------|
| | | | | | (to 23 Nov) | |
| Site visits | 318 | 3,452 | 1,732 | 3,814 | 1,428 | 10,794 |
| Non-site activities | 3,709 | 8,381 | 6,665 | 1,413 | 198 | 20,366 |
| Total activities | 4,027 | 11,833 | 8,397 | 5,227 | 1,676 | 31,160 |

Data on Infection control and audit activities were not available this week.

Appendix 1: National residential aged care services with Active outbreaks COVID-19

Please note, information reported in this table has been directly reported to the Department of Health and Aged Care by residential aged care facilities. Total cases refers to all staff and resident cases associated with the active outbreak and may not reflect the count of currently active cases. Where numbers have been incorrectly reported, facilities are able to correct these in the COVID-19 Support Portal through My Aged Care. Where a facility is reporting less than six resident or staff cases or less than six deaths, data has been suppressed to protect the privacy of affected individuals (note that “n/p” indicates data is not provided to protect privacy).

| Service Name | State | Resident Deaths | Resident Cases | Staff Cases | Total Incidents |
|-----------------------------------------------------|------------------------------|-----------------|----------------|-------------|-----------------|
| BaptistCare Carey Gardens Centre | Australian Capital Territory | 0 | <6 | <6 | <6 |
| Uniting Amala Gordon ACT | Australian Capital Territory | 0 | <6 | 0 | <6 |
| Villaggio Sant Antonio Hostel | Australian Capital Territory | <6 | 23 | <6 | n/p |
| Advantaged Care at Edensor Gardens | New South Wales | 0 | 14 | <6 | n/p |
| Ashfield Terrace Care Community | New South Wales | 0 | 10 | <6 | n/p |
| Bankstown Terrace Care Community | New South Wales | 0 | 8 | <6 | n/p |
| BaptistCare Caloola Centre | New South Wales | 0 | <6 | 0 | <6 |
| BaptistCare Maranoa Centre - Alstonville | New South Wales | 0 | <6 | <6 | <6 |
| Bathurst Riverview Care Community | New South Wales | 0 | 0 | <6 | <6 |
| Beechwood Aged Care | New South Wales | 0 | <6 | <6 | 7 |
| Berkeley Vale Care Community | New South Wales | 0 | 8 | 6 | 14 |
| Brentwood Residential Aged Care Facility | New South Wales | 0 | <6 | <6 | <6 |
| Bupa Banora Point | New South Wales | 0 | <6 | <6 | <6 |
| Catholic Healthcare Emmaus Village | New South Wales | 0 | <6 | <6 | <6 |
| Catholic Healthcare St Catherine's Aged Care | New South Wales | 0 | 10 | <6 | n/p |
| Catholic Healthcare St Joseph's Aged Care | New South Wales | 0 | 27 | 8 | 35 |
| Charingfield | New South Wales | 0 | 9 | <6 | n/p |
| Clelland Lodge | New South Wales | 0 | 27 | 16 | 43 |
| Dellacourt | New South Wales | 0 | 0 | <6 | <6 |
| Estia Health Albury | New South Wales | 0 | 10 | <6 | n/p |
| Estia Health Bankstown | New South Wales | 0 | 14 | <6 | n/p |
| Estia Health Dalmeny | New South Wales | 0 | <6 | <6 | 9 |
| Estia Health Manly Vale | New South Wales | 0 | 8 | <6 | n/p |

| Service Name | State | Resident Deaths | Resident Cases | Staff Cases | Total Incidents |
|---------------------------------------------|-----------------|-----------------|----------------|-------------|-----------------|
| Genista Aged Care Facility | New South Wales | 0 | 12 | <6 | n/p |
| Glenmore Park Care Community | New South Wales | 0 | <6 | 0 | <6 |
| Hakea Grove Aged Care | New South Wales | 0 | 9 | <6 | n/p |
| HammondCare Waratah | New South Wales | 0 | 13 | <6 | n/p |
| Harbourside Haven Gardens | New South Wales | 0 | <6 | 7 | n/p |
| Heritage Botany | New South Wales | <6 | 15 | <6 | n/p |
| Hill View House Aged Care Facility | New South Wales | 0 | <6 | 0 | <6 |
| Horton House and Warmington Lodge | New South Wales | 0 | <6 | <6 | <6 |
| Hunters Hill Montefiore Home | New South Wales | 0 | 13 | <6 | n/p |
| Jean Ross House | New South Wales | <6 | 26 | 10 | 36 |
| Killara Gardens Aged Care | New South Wales | 0 | <6 | <6 | <6 |
| Koonambil Aged Care | New South Wales | 0 | 14 | 8 | 22 |
| Lansdowne Gardens | New South Wales | 0 | 12 | <6 | n/p |
| Lee Roshana Care | New South Wales | 0 | 13 | 6 | 19 |
| Lemongrove Gardens Hostel | New South Wales | 0 | 23 | 11 | 34 |
| Macleay Valley House | New South Wales | 0 | <6 | 0 | <6 |
| Mark Moran at Warrawee | New South Wales | 0 | 21 | 10 | 31 |
| McMaugh Gardens Hostel | New South Wales | 0 | <6 | <6 | <6 |
| Mercy Aged Care Services (Singleton) | New South Wales | 0 | 14 | 11 | 25 |
| Murray Vale Shalem Hostel | New South Wales | 0 | <6 | <6 | 6 |
| Navorina Nursing Home | New South Wales | 0 | <6 | 7 | n/p |
| Northcourt Nursing Home | New South Wales | 0 | <6 | 0 | <6 |
| Nuffield Village | New South Wales | 0 | 24 | <6 | n/p |
| Our Lady Of Consolation Home | New South Wales | 0 | 10 | 11 | 21 |
| Our Lady Of Consolation Nursing Home | New South Wales | 0 | <6 | <6 | 7 |
| Paling Court Residential Aged Care | New South Wales | 0 | <6 | <6 | <6 |
| Peninsula Villages Ltd | New South Wales | 0 | <6 | <6 | <6 |
| Porter Lodge | New South Wales | 0 | 7 | <6 | n/p |
| Presbyterian Aged Care - Thornleigh | New South Wales | 0 | <6 | 0 | <6 |

| Service Name | State | Resident Deaths | Resident Cases | Staff Cases | Total Incidents |
|-------------------------------------------------------------|-----------------|-----------------|----------------|-------------|-----------------|
| Randwick Montefiore Home | New South Wales | 0 | 0 | <6 | <6 |
| Redleaf Manor Aged Care | New South Wales | 0 | 13 | 6 | 19 |
| RFBI Dubbo Masonic Village | New South Wales | <6 | <6 | 6 | n/p |
| Russian Relief Association of St Sergius of Radonezh | New South Wales | 0 | <6 | <6 | <6 |
| S Antonio Da Padova Nursing Home | New South Wales | 0 | <6 | <6 | 7 |
| Scalabrini Village Nursing Home (Bexley) | New South Wales | 0 | <6 | <6 | <6 |
| Seven Hills Nursing Home | New South Wales | 0 | <6 | <6 | 6 |
| Sienna Grange Aged Care | New South Wales | 0 | <6 | 0 | <6 |
| St Annes Nursing Home | New South Wales | <6 | 48 | 34 | 82 |
| St Brigid's Green Maroubra | New South Wales | 0 | 8 | <6 | n/p |
| St Vincent's Care Services Auburn | New South Wales | 0 | <6 | <6 | <6 |
| St Vincent's Care Services Bronte | New South Wales | 0 | <6 | <6 | <6 |
| St Vincent's Care Services Heathcote | New South Wales | 0 | <6 | <6 | 7 |
| SummitCare Baulkham Hills | New South Wales | 0 | <6 | 0 | <6 |
| SummitCare Canley Vale | New South Wales | 0 | 36 | 9 | 45 |
| SWIAA Gardens | New South Wales | 0 | <6 | <6 | 7 |
| The Maronite Sisters Of The Holy Family Village | New South Wales | 0 | 11 | <6 | n/p |
| The Orchards Aged Care | New South Wales | 0 | 16 | 16 | 32 |
| The Whiddon Group - Narrabri - Robert Young | New South Wales | 0 | 9 | 9 | 18 |
| Tocumwal Multi-Purpose Service | New South Wales | 0 | <6 | 7 | n/p |
| Toongabbie Terrace Care Community | New South Wales | 0 | <6 | <6 | 7 |
| Tweed Valley Care Community | New South Wales | <6 | 29 | 21 | 50 |
| Uniting Abrina Ashfield | New South Wales | 0 | 7 | <6 | n/p |
| Uniting Annesley Haberfield | New South Wales | 0 | <6 | 0 | <6 |
| Uniting Caroon Jarman Goonellabah | New South Wales | 0 | 23 | 9 | 32 |
| Uniting Crookwell | New South Wales | <6 | <6 | <6 | n/p |
| Uniting Kingscliff | New South Wales | 0 | <6 | 0 | <6 |
| Uniting Osborne House Nowra | New South Wales | 0 | 9 | <6 | n/p |
| Uniting Osborne Nowra | New South Wales | 0 | 19 | 9 | 28 |

| Service Name | State | Resident Deaths | Resident Cases | Staff Cases | Total Incidents |
|--------------------------------------------------------|--------------------|-----------------|----------------|-------------|-----------------|
| Warrigal Care Queanbeyan | New South Wales | 0 | 18 | 8 | 26 |
| Woodberry Village | New South Wales | 0 | <6 | 0 | <6 |
| Yallambee Lodge | New South Wales | 0 | <6 | <6 | 6 |
| Old Timers | Northern Territory | <6 | 35 | <6 | n/p |
| Pearl Supported Care | Northern Territory | <6 | 30 | 10 | 40 |
| Regis Tiwi | Northern Territory | 0 | 0 | <6 | <6 |
| Berrinba Greens Care Community | Queensland | 0 | <6 | 0 | <6 |
| Bethany | Queensland | 0 | <6 | 0 | <6 |
| Blue Care Gracemere Aged Care Facility | Queensland | 0 | 6 | 8 | 14 |
| Bolton Clarke Cazna Gardens | Queensland | 0 | 0 | <6 | <6 |
| Bolton Clarke Fairview | Queensland | 0 | <6 | <6 | <6 |
| Bolton Clarke Fernhill | Queensland | 0 | <6 | <6 | <6 |
| Bolton Clarke Moreton Shores | Queensland | <6 | 23 | 8 | 31 |
| Bundaleer Lodge Nursing Home | Queensland | 0 | 10 | 0 | 10 |
| CapellaBay Aged Care | Queensland | 0 | 41 | 19 | 60 |
| Caravonica Waters | Queensland | 0 | 8 | <6 | n/p |
| Carinity Cedarbrook | Queensland | 0 | 6 | 0 | 6 |
| Carinity Fairfield Grange | Queensland | 0 | 7 | <6 | n/p |
| Churches of Christ Fassifern Aged Care Service | Queensland | 0 | <6 | <6 | <6 |
| Churches of Christ Gracehaven Aged Care Service | Queensland | 0 | <6 | 0 | <6 |
| De Paul Villa Aged Care | Queensland | 0 | 0 | <6 | <6 |
| Estia Health Mount Coolum | Queensland | 0 | <6 | 0 | <6 |
| Forest Lake Lodge | Queensland | 0 | <6 | <6 | <6 |
| Harbour Quays Residential Aged Care | Queensland | 0 | <6 | <6 | 7 |
| Infinite Care Ashmore | Queensland | 0 | 8 | 6 | 14 |
| Infinite Care Edmonton Gardens | Queensland | 0 | 21 | 12 | 33 |
| Infinite Care Mount Lofty | Queensland | 0 | <6 | <6 | <6 |
| Jimbelunga Nursing Centre | Queensland | 0 | 7 | <6 | n/p |
| Lutheran Services - Immanuel Gardens | Queensland | 0 | <6 | <6 | <6 |

| Service Name | State | Resident Deaths | Resident Cases | Staff Cases | Total Incidents |
|----------------------------------------------------|-----------------|-----------------|----------------|-------------|-----------------|
| Maranatha Aged Care | Queensland | 0 | <6 | <6 | 7 |
| Merrimac Park Private Care | Queensland | 0 | 6 | 0 | 6 |
| MiCare Prins Willem Alexander Lodge | Queensland | 0 | <6 | 0 | <6 |
| Nanyima Aged Care | Queensland | 0 | 0 | <6 | <6 |
| Nazareth House Wynnum | Queensland | 0 | 10 | 7 | 17 |
| North Rockhampton Nursing Centre | Queensland | 0 | <6 | <6 | 8 |
| Ozcare - Hervey Bay | Queensland | 0 | 9 | <6 | n/p |
| Ozcare Parkwood Gardens | Queensland | 0 | <6 | <6 | 9 |
| Ozcare Villa Vincent | Queensland | <6 | 29 | 27 | 56 |
| Parkview | Queensland | 0 | <6 | 0 | <6 |
| Redland Residential Care Facility | Queensland | 0 | <6 | 0 | <6 |
| Regis Ayr North | Queensland | 0 | <6 | <6 | <6 |
| Rosalie Nursing Care Centre | Queensland | <6 | 22 | 7 | 29 |
| Seabrook | Queensland | <6 | 6 | <6 | n/p |
| Springwood Terrace Care Community | Queensland | 0 | 0 | <6 | <6 |
| St Vincent's Care Services Bardon | Queensland | 0 | <6 | 0 | <6 |
| The Good Shepherd Nursing Home | Queensland | <6 | 20 | 23 | 43 |
| Villa Serena | Queensland | 0 | <6 | 0 | <6 |
| Warrina Innisfail | Queensland | 0 | 16 | 13 | 29 |
| Wheller Gardens - John Wesley Gardens | Queensland | 0 | <6 | 0 | <6 |
| ACH Group Residential Care - Milpara | South Australia | 0 | 27 | <6 | n/p |
| ACH Group Residential Care - West Park | South Australia | 0 | <6 | 0 | <6 |
| Aldersgate Aged Care Services | South Australia | 0 | 11 | 9 | 20 |
| Aldinga Beach Court | South Australia | 0 | <6 | 0 | <6 |
| AnglicareSA Elizabeth - Dutton Court | South Australia | 0 | <6 | <6 | 7 |
| AnglicareSA Elizabeth East | South Australia | 0 | <6 | 0 | <6 |
| Bupa Campbelltown | South Australia | 0 | <6 | <6 | <6 |
| Calvary Flora McDonald Retirement Community | South Australia | 0 | 8 | <6 | n/p |
| Clayton Church Homes Park Village | South Australia | 0 | <6 | 0 | <6 |

| Service Name | State | Resident Deaths | Resident Cases | Staff Cases | Total Incidents |
|-----------------------------------------|-----------------|-----------------|----------------|-------------|-----------------|
| Eastern Eyre - Cleve MPS | South Australia | 0 | <6 | 6 | n/p |
| Eldercare Cottage Grove | South Australia | 0 | 11 | 6 | 17 |
| Eldercare Evanston Park | South Australia | 0 | 7 | 6 | 13 |
| Estia Health Aberfoyle Park | South Australia | 0 | 7 | <6 | n/p |
| Estia Health Aldgate | South Australia | 0 | 0 | <6 | <6 |
| Estia Health Lockleys | South Australia | 0 | 6 | 0 | 6 |
| Estia Health Valley View | South Australia | 0 | 9 | <6 | n/p |
| Fullarton Lutheran Homes | South Australia | 0 | 19 | 14 | 33 |
| Gaynes Park Manor | South Australia | 0 | <6 | <6 | 7 |
| HammondCare Daw Park | South Australia | 0 | <6 | 0 | <6 |
| Kalyra Woodcroft Aged Care | South Australia | 0 | <6 | 0 | <6 |
| LHI Glynde | South Australia | 0 | 7 | 6 | 13 |
| Longridge Aged Care | South Australia | 0 | 12 | 6 | 18 |
| Murray Mudge | South Australia | 0 | <6 | 0 | <6 |
| Oakwood Aged Care | South Australia | 0 | 8 | <6 | n/p |
| Regis Burnside | South Australia | 0 | 23 | <6 | n/p |
| Resthaven Leabrook | South Australia | 0 | 17 | <6 | n/p |
| Resthaven Mount Gambier | South Australia | 0 | 6 | <6 | n/p |
| Reynella Lodge | South Australia | 0 | 19 | 6 | 25 |
| Romani | South Australia | 0 | <6 | <6 | <6 |
| Sandpiper Lodge Residential Care | South Australia | 0 | 8 | <6 | n/p |
| St Basil's Aegean Village | South Australia | 0 | <6 | 0 | <6 |
| The House of Saint Hilarion | South Australia | 0 | 20 | 8 | 28 |
| The Pines Lodge Residential Care | South Australia | 0 | 0 | <6 | <6 |
| UnitingSA Seaton Aged Care | South Australia | 0 | 25 | <6 | n/p |
| UnitingSA Westminster Village Aged Care | South Australia | 0 | <6 | 0 | <6 |
| Wakefield Aged Care Service | South Australia | 0 | <6 | <6 | 6 |
| Barossa Park Lodge | Tasmania | 0 | <6 | 0 | <6 |
| Kanangra Hostel | Tasmania | 0 | 0 | <6 | <6 |

| Service Name | State | Resident Deaths | Resident Cases | Staff Cases | Total Incidents |
|----------------------------------------------|----------|-----------------|----------------|-------------|-----------------|
| Mary Ogilvy Home | Tasmania | 0 | 9 | <6 | n/p |
| Melaleuca Home For The Aged | Tasmania | <6 | 17 | 21 | 38 |
| Mt St Vincent | Tasmania | 0 | 0 | <6 | <6 |
| Wellington Views | Tasmania | 0 | <6 | 6 | n/p |
| Altona Gardens Care Community | Victoria | <6 | 13 | <6 | n/p |
| Arcare Brighton | Victoria | 0 | <6 | 0 | <6 |
| Arcare Essendon | Victoria | 0 | 14 | 7 | 21 |
| Aurum Brunswick | Victoria | 0 | 18 | 7 | 25 |
| Baptcare - Karana Community | Victoria | 0 | 19 | <6 | n/p |
| Belvedere Aged Care | Victoria | 0 | <6 | <6 | 8 |
| Benetas Corowa Court | Victoria | 0 | 7 | 0 | 7 |
| Benetas Dalkeith Gardens | Victoria | <6 | <6 | <6 | 8 |
| Benetas St Laurence Court - Eaglehawk | Victoria | 0 | <6 | <6 | <6 |
| Berengarra | Victoria | 0 | 6 | <6 | n/p |
| BlueCross Sheridan Hall Caulfield | Victoria | <6 | 9 | <6 | n/p |
| Brimlea Aged Care | Victoria | 0 | <6 | 0 | <6 |
| Bupa Clayton | Victoria | 0 | 18 | 10 | 28 |
| Bupa Greensborough | Victoria | 0 | 10 | <6 | n/p |
| Bupa Wodonga | Victoria | <6 | 32 | 7 | 39 |
| Calvary Balmoral Grove | Victoria | <6 | 19 | 7 | 26 |
| Calvary George Vowell | Victoria | 0 | <6 | <6 | <6 |
| Calvary Goonawarra | Victoria | 0 | <6 | <6 | 9 |
| Calvary Huntly Suites | Victoria | 0 | <6 | 0 | <6 |
| Calvary Mirridong | Victoria | 0 | 24 | 19 | 43 |
| Calvary Scottvale | Victoria | 0 | <6 | <6 | 6 |
| Cardinia Community Aged Care | Victoria | 0 | <6 | 0 | <6 |
| Carshalton House Hostel | Victoria | 0 | <6 | <6 | <6 |
| Casey Aged Care | Victoria | 0 | 45 | 19 | 64 |
| CCSSCI - On Luck Chinese Nursing Home | Victoria | 0 | <6 | <6 | 6 |

| Service Name | State | Resident Deaths | Resident Cases | Staff Cases | Total Incidents |
|--------------------------------------------------|----------|-----------------|----------------|-------------|-----------------|
| Cheltenham Manor | Victoria | 0 | 7 | 0 | 7 |
| Chestnut Gardens Aged Care Home | Victoria | 0 | 15 | <6 | n/p |
| Clifton Views | Victoria | 0 | <6 | 0 | <6 |
| Cohuna District Nursing Home | Victoria | 0 | <6 | 0 | <6 |
| Coppin Centre | Victoria | 0 | <6 | <6 | <6 |
| Craigcare Plumpton Villa | Victoria | 0 | 29 | 7 | 36 |
| Doutta Galla Avondale Heights Aged Care Facility | Victoria | 0 | 10 | <6 | n/p |
| Doutta Galla Footscray Aged Care Facility | Victoria | 0 | <6 | <6 | 6 |
| Embracia in Reservoir | Victoria | 0 | 15 | <6 | n/p |
| Emmy Monash Aged Care | Victoria | 0 | <6 | 0 | <6 |
| Estia Health Altona Meadows | Victoria | 0 | <6 | 0 | <6 |
| Estia Health Bannockburn | Victoria | 0 | 13 | 11 | 24 |
| Estia Health Keysborough | Victoria | 0 | 7 | 7 | 14 |
| Estia Health Leopold | Victoria | 0 | <6 | 0 | <6 |
| Estia Health Oakleigh East | Victoria | 0 | 38 | 12 | 50 |
| Estia Health Ringwood | Victoria | 0 | <6 | 0 | <6 |
| Estia Health Victoria Heights | Victoria | 0 | 0 | <6 | <6 |
| Ferndale Gardens Aged Care Services | Victoria | <6 | 14 | 0 | 14 |
| Golden Oaks Nursing Home | Victoria | 0 | 8 | 7 | 15 |
| Grace Of Mary Greek Cypriot Elderly Hostel | Victoria | 0 | 6 | 0 | 6 |
| Graceland Manor | Victoria | 0 | 23 | <6 | n/p |
| Greenwood Manor | Victoria | 0 | <6 | 0 | <6 |
| Harbourside Lodge | Victoria | 0 | 16 | <6 | n/p |
| Heritage Gardens | Victoria | 0 | <6 | <6 | <6 |
| Hillview Bunyip Aged Care Inc | Victoria | <6 | 23 | <6 | n/p |
| Jacaranda House Hostel | Victoria | 0 | <6 | 0 | <6 |
| Jacaranda Village | Victoria | 0 | 15 | 6 | 21 |
| Jewish Care (VIC) Inc Residential Homes Carnegie | Victoria | 0 | 14 | 0 | 14 |
| Latrobe Valley Village Hostel | Victoria | 0 | 9 | 8 | 17 |

| Service Name | State | Resident Deaths | Resident Cases | Staff Cases | Total Incidents |
|---------------------------------------------------------|----------|-----------------|----------------|-------------|-----------------|
| Macpherson Smith Residential Care | Victoria | 0 | 14 | 17 | 31 |
| Manor Court Werribee Aged Care Ltd | Victoria | 0 | 30 | <6 | n/p |
| mecwacare Trescowthick Centre | Victoria | 0 | 16 | 6 | 22 |
| Melbourne Hebrew Memorial Nursing Home | Victoria | 0 | 22 | <6 | n/p |
| Mercy Place Ave Maria | Victoria | 0 | 6 | <6 | n/p |
| Mercy Place Colac | Victoria | 0 | <6 | 0 | <6 |
| Mercy Place Corben | Victoria | 0 | 13 | <6 | n/p |
| Mercy Place Keon Park | Victoria | 0 | 25 | 7 | 32 |
| Mercy Place Lynbrook | Victoria | 0 | <6 | 0 | <6 |
| Mercy Place Warrnambool | Victoria | 0 | <6 | <6 | <6 |
| MiCare Overbeek Lodge | Victoria | <6 | 16 | <6 | n/p |
| Murrenda Residential Aged Care Home | Victoria | 0 | <6 | 0 | <6 |
| Napier Street Aged Care Services | Victoria | 0 | 12 | <6 | n/p |
| Nazareth House Ballarat | Victoria | 0 | 14 | 9 | 23 |
| Noble Manor Residential Aged Care | Victoria | 0 | 58 | 0 | 58 |
| Oaklea Hall | Victoria | 0 | 19 | <6 | n/p |
| Princes Court Homes Hostel | Victoria | 0 | 8 | 14 | 22 |
| Prom Country Aged Care | Victoria | 0 | 7 | 0 | 7 |
| Regis Blackburn | Victoria | 0 | 21 | 0 | 21 |
| Regis Macleod | Victoria | 0 | <6 | 0 | <6 |
| Riddell Gardens Hostel | Victoria | 0 | 9 | 6 | 15 |
| Sale Gardens Care Community | Victoria | 0 | 21 | 11 | 32 |
| Simpkin House Nursing Home | Victoria | <6 | 7 | <6 | n/p |
| Skye Lodge | Victoria | 0 | <6 | <6 | 7 |
| St Vincent's Care Services Eltham - Eltham Lodge | Victoria | 0 | <6 | 0 | <6 |
| Sunset Views Manor | Victoria | 0 | 27 | 0 | 27 |
| Templestowe Grove Care Community | Victoria | 0 | 0 | <6 | <6 |
| The Birches | Victoria | <6 | <6 | <6 | <6 |
| Vermont Aged Care | Victoria | <6 | 11 | <6 | n/p |

| Service Name | State | Resident Deaths | Resident Cases | Staff Cases | Total Incidents |
|----------------------------------------------------------------------|-------------------|-----------------|----------------|-------------|-----------------|
| Victorian Croatian Aged Care Services Inc | Victoria | 0 | <6 | <6 | 8 |
| Villa Maria Catholic Homes O'Neill Aged Care Residence | Victoria | 0 | <6 | 0 | <6 |
| Villa Maria Catholic Homes St Catherine's Aged Care Residence | Victoria | 0 | 8 | <6 | n/p |
| Village Baxter - Manor | Victoria | 0 | <6 | <6 | <6 |
| Village Glen Aged Care Residences - Capel Sound | Victoria | 0 | 6 | <6 | n/p |
| Violet Town Bush Nursing Centre | Victoria | 0 | 17 | <6 | n/p |
| Warramunda Village Hostel | Victoria | 0 | <6 | 0 | <6 |
| Warrawee Nursing Home | Victoria | 0 | 13 | 7 | 20 |
| Warrina Aged Care | Victoria | 0 | <6 | 0 | <6 |
| Water Gardens | Victoria | <6 | 11 | 0 | 11 |
| Wattle Rise | Victoria | 0 | 7 | 6 | 13 |
| Westgate Aged Care Facility | Victoria | 0 | 12 | 0 | 12 |
| Wimmera Nursing Home | Victoria | 0 | 20 | 8 | 28 |
| Wintringham Williamstown Hostel | Victoria | 0 | 24 | 0 | 24 |
| Yackandandah Health Residential Aged Care | Victoria | 0 | 25 | 17 | 42 |
| Aegis Anchorage | Western Australia | 0 | <6 | <6 | <6 |
| Aegis Balmoral | Western Australia | 0 | <6 | 0 | <6 |
| Aegis Lakeside | Western Australia | 0 | <6 | 0 | <6 |
| Aegis Montgomery | Western Australia | 0 | <6 | 0 | <6 |
| Aegis Parkview | Western Australia | 0 | 17 | 13 | 30 |
| Alfred Cove Care Community | Western Australia | 0 | 41 | 7 | 48 |
| Bethanie Subiaco | Western Australia | 0 | 14 | <6 | n/p |
| Brightwater Oxford Gardens | Western Australia | 0 | 10 | <6 | n/p |
| Bunbury Gardens Care Community | Western Australia | 0 | 7 | 11 | 18 |
| Burswood Care Annie Bryson McKeown Lodge | Western Australia | 0 | 7 | 6 | 13 |
| Burswood Care Gwen Hardie Lodge | Western Australia | 0 | 12 | 10 | 22 |
| Capecare | Western Australia | 0 | 0 | <6 | <6 |
| Coolibah Care | Western Australia | <6 | 25 | 9 | 34 |
| Craigcare Albany | Western Australia | 0 | <6 | <6 | 9 |

| Service Name | State | Resident Deaths | Resident Cases | Staff Cases | Total Incidents |
|-------------------------------|-------------------|-----------------|----------------|-------------|-----------------|
| Jacaranda Lodge | Western Australia | 0 | 9 | <6 | n/p |
| Juniper Annesley | Western Australia | 0 | <6 | 0 | <6 |
| Juniper Elimatta | Western Australia | 0 | 11 | 7 | 18 |
| Juniper Hillcrest | Western Australia | 0 | <6 | <6 | <6 |
| Karinya Residential Care | Western Australia | 0 | 16 | 14 | 30 |
| Margaret Hubery House | Western Australia | 0 | 0 | <6 | <6 |
| Midland Nursing Home | Western Australia | <6 | 61 | 28 | 89 |
| MYVISTA Mirrabooka | Western Australia | 0 | 11 | <6 | n/p |
| North Midlands MPS | Western Australia | 0 | <6 | <6 | <6 |
| Peter Arney Home | Western Australia | 0 | 16 | 11 | 27 |
| Regents Garden - Bateman | Western Australia | 0 | <6 | 0 | <6 |
| Regis Bunbury | Western Australia | 0 | 6 | <6 | n/p |
| Regis Greenmount | Western Australia | 0 | <6 | <6 | 8 |
| Regis Port Coogee | Western Australia | 0 | 6 | <6 | n/p |
| Southern Plus East Fremantle | Western Australia | 0 | 15 | 9 | 24 |
| Springhaven Frail Aged Hostel | Western Australia | <6 | 18 | 8 | 26 |
| The Queenslea | Western Australia | <6 | 19 | 10 | 29 |