



COVID-19 outbreaks in Australian residential aged care facilities

National snapshot

As at 8:00 am 26 October 2023 there are 1,717 active COVID-19 cases in 226 active outbreaks in residential aged care facilities across Australia. There have been 106 new outbreaks, 14 new resident deaths and 1,501 combined new resident and staff cases reported since 19 October 2023.

Table 1: Aged Care COVID-19 data as at 8.00am 26 October 2023¹

Category	Active ²	Previous 7 days	Cumulative Total	Previous 7 days
Outbreaks ³	226	47	16,721	106
Residential Aged Care Facilities affected	226	47	2,844	0
Resident Cases ⁴	1,206	245	162,609	1,021
Resident Deaths	N/A	N/A	5,922	14
Staff Cases	511	131	93,587	480

Residential aged care homes with active outbreaks are included in Appendix 1.

Table 2: Overview of Active Outbreaks in Australia

	ACT	NSW	NT	QLD	SA	TAS	VIC	WA	Total
Total Facilities with outbreaks	0	72	0	25	24	3	86	16	226
Total number of active resident cases	0	387	0	144	121	11	464	79	1,206
Total number of active staff cases	0	144	0	106	40	6	158	57	511
Total Outbreaks Opened in Previous 7 Days	0	44	0	10	7	0	40	5	106
Total Outbreaks Closed in Previous 7 Days	0	14	0	8	5	2	26	4	59

¹ Outbreak opening and closure includes changes in the status of exposure sites to outbreaks (and vice versa), which are applied retrospectively to facility records. New case information can also change the status of a recovered site back to an active outbreak site. As a result, changes in active outbreak status may not align with day on day variations to active totals. These adjustments will also affect the number of cases in staff and residents reported each week.

² Active residents and staff cases are the total currently positive cases in active outbreaks

³ An outbreak is considered to be active pending advice from the relevant Public Health Unit. An outbreak is defined as at least 1 positive case in a resident or 2+ cases in staff.

⁴ Case numbers and numbers of deaths are dependent upon reporting from facilities and validation of deaths from state and territory governments. This is subject to change as further information is provided.

Figure 1: National Outbreak Trends in Aged Care

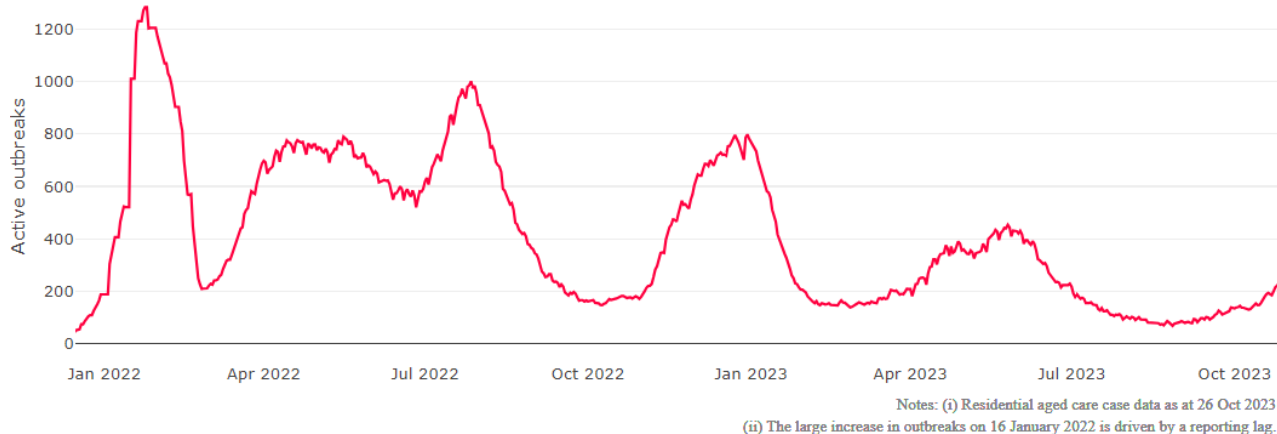
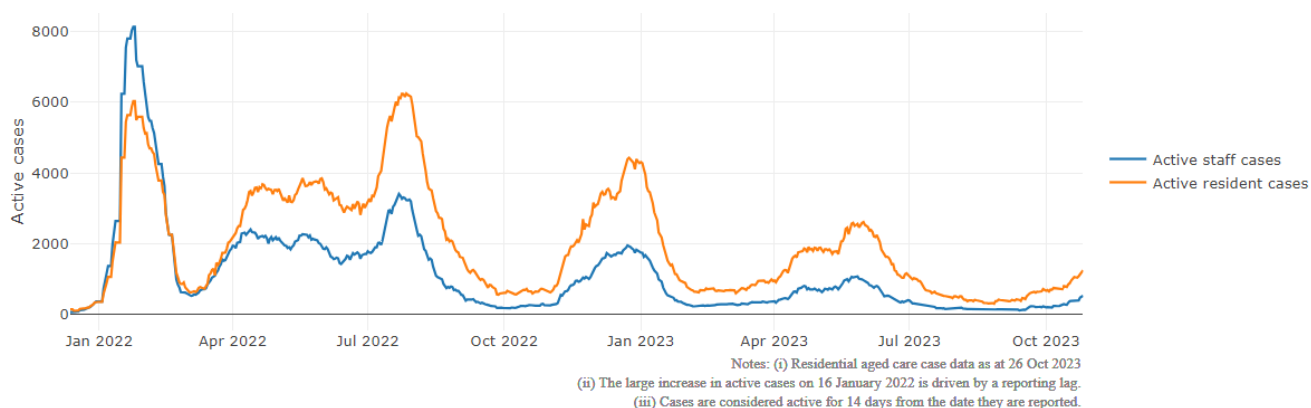


Figure 2: Trends in Aged Care Cases – December 2021 to Present



Mortality

For the period of 1 July 2023 to 19 October 2023, COVID-19 is recorded as the cause of death in 1.2 percent of all deaths in permanent residents in aged care facilities.

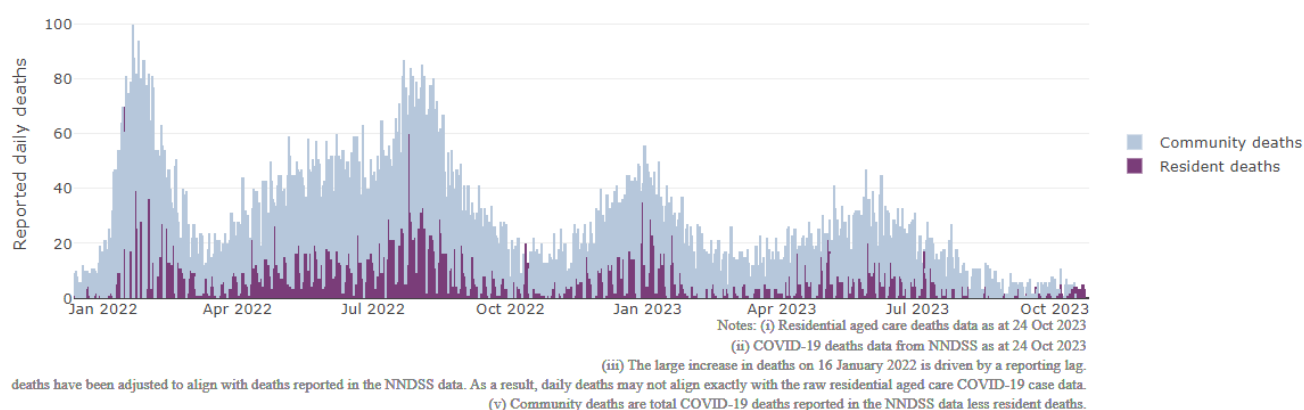
Since the beginning of the Omicron outbreak in mid December⁵ 2021, there have been 111,735 deaths in residential aged care from all causes (report period from 15 December 2021 to 19 October 2023)⁶. COVID-19 deaths account for 4.5 percent of this figure.

Over the course of the pandemic, all-cause excess mortality in Residential Aged Care was below expected numbers in 2020, and within expected range in 2021.

⁵ The Omicron outbreak start date has been redefined from late November 2021 to mid December 2021. Changes have been made to align reporting with the start date of Omicron published in the Department's external facing Epidemiology report.

⁶ The Department is now accessing aged care deaths data from the SIEBEL dataset. Figures are live and subject to change. Source: Department of Health and Aged Care unpublished data / SIEBEL dataset.

Figure 3: COVID-19 Deaths in Residential Aged Care Facilities overlaid with Community deaths



Workforce in active residential aged care outbreaks

As at 27 October 2023, workforce surge staff have filled a total of 181,236 shifts in aged care services impacted by COVID-19, including 404 in the past 7 days. In the past 7 days (to 27 October) surge workforce providers have assisted 22 residential aged care homes. These shifts include roles for GPs, nurses, care workers, allied health workers, executive and ancillary staff. This includes:

Table 3: Workforce resources supplied to residential aged care facilities

Workforce provider	Total Shifts	Previous 7 days
Recruitment, Consulting and Staffing Association	103,852	0
Healthcare Australia (Workforce Surge)	14,870	0
Healthcare Australia (NACER)	2,295	N/A
Mable	2,711	N/A
Aspen Medical	26,488	119
HealthX	26,964	285
Torrens	4,056	N/A

The Australian Defence Force provided support to a total of 542 residential aged care homes between February and September 2022. The ADF deployment ceased on 30 September 2022.

Oral antiviral treatments

Distribution of the oral anti-viral Lagevrio (Molnupiravir) commenced on 6 February 2022 to all RACFs with outbreak sites prioritised for delivery. The National Medical Stockpile has deployed 48,269 treatment courses of Lagevrio (Molnupiravir) to aged care facilities.

80,863 prescriptions for Lagevrio (Molnupiravir) have been issued to residents in residential aged care facilities, with a further 6,906 prescriptions for Paxlovid (nirmatrelvir + ritonavir) also issued since 28 February 2022 and up to 22 October 2023.

Vaccination in Residential Aged Care Facilities

People living in residential aged care are a high priority for the Government's COVID-19 vaccination program.

Older age remains the biggest risk factor for severe COVID-19 disease. Vaccination offers added protection to help reduce the risk of severe illness or hospitalisation of aged care residents.

The department is working with both the aged care and primary care sectors to ensure residents have access to the COVID-19 vaccine. It continues to target support for residential aged care facilities to arrange COVID-19 vaccinations with local primary care providers such as GPs, community pharmacists and Aboriginal Community Controlled Health Services.

As at 25 October 2023:

- 77.2k (45.2%) aged care residents received a booster dose in the last 6 months.
- 469 aged care residents received a booster dose in the last week.

Table 4: Aged care COVID-19 2023 Booster Doses (data as at 25 October 2023)

Jurisdiction	Received booster in last 6 months	
	Residents vaccinated	% of residents vaccinated
National	77.2k	45.2%
ACT	1k	47.1%
NSW	24.4k	44.3%
NT	<200	39.2%
QLD	14.4k	41.6%
SA	6.8k	45.4%
TAS	2k	49.0%
VIC	21.2k	48.1%
WA	7.3k	47.2%

Source: Matched Australian Immunisation Register (AIR) data of residents in permanent residential aged care.

For reporting accuracy, the total aged care resident population only includes residents who have been linked with their vaccination records. As residential aged care populations are fluid, the total population for vaccination are an estimate only and there is an administrative lag with the aged care recipient data which is linked to AIR data. Counts may fluctuate due to enhancements to data over time.

Key: k= thousand

Infection control and audit

People living in residential aged care homes remain a high priority for the Government's COVID-19 vaccination program. The Department is continuing to communicate with both the aged care and primary care sectors, reinforcing the importance of uptake and promoting the 2023 booster dose via regular newsletters, bulletins, social media videos and webinars.

All aged care residents who have not had a COVID-19 vaccination, or a COVID-19 infection within the last 6 months, continue to be offered a 2023 booster dose. The added protection from vaccination is especially important for aged care residents and will help reduce the risk of severe illness or hospitalisation.

The Department continues to work with Primary Health Networks to support residential aged care homes across Australia to arrange COVID-19 vaccination in-reach clinics with local primary care providers such as GPs, pharmacists, and Aboriginal Community Controlled Health Services.

As at 19 October 2023, the Commission had conducted 5,783 ICM spot checks to observe infection control practices and PPE protocols in residential aged care facilities.

Table 5: Total Quality Assessment and Monitoring Activities with residential services (including IPC), by type and month 1 March 2020 to 19 October 2023

Regulatory Activities	2019-20 (1 Mar - 30 Jun 2020)	2020-21	2021-22	2022-23	2023-24	Total
					(to 19 Oct)	
Site visits	318	3,452	1,732	3,814	1,189	10,505
Non-site activities	3,709	8,382	6,665	1,413	119	20,287
Total activities	4,027	11,834	8,397	5,227	1,308	30,792

Data on Infection control and audit activities were not available this week.

Appendix 1: National residential aged care services with Active outbreaks COVID-19

Please note, information reported in this table has been directly reported to the Department of Health and Aged Care by residential aged care facilities. Total cases refers to all staff and resident cases associated with the active outbreak and may not reflect the count of currently active cases. Where numbers have been incorrectly reported, facilities are able to correct these in the COVID-19 Support Portal through My Aged Care. Where a facility is reporting less than six resident or staff cases or less than six deaths, data has been suppressed to protect the privacy of affected individuals (note that “n/p” indicates data is not provided to protect privacy).

Service Name	State	Resident Deaths	Resident Cases	Staff Cases	Total Incidents
Abbey House Aged Care	New South Wales	0	10	0	10
ACDMA Aged Care Services	New South Wales	0	<6	0	<6
Advantaged Care at Edensor Gardens	New South Wales	0	<6	<6	<6
Advantaged Care at Georges Manor	New South Wales	0	<6	0	<6
Anglicare Barry Marsh House	New South Wales	0	<6	<6	<6
Arcare Belmont	New South Wales	0	<6	0	<6
Aurum Norah Head	New South Wales	0	<6	<6	<6
Avalon House	New South Wales	0	<6	0	<6
Bangalor Retreat	New South Wales	0	<6	<6	<6
BaptistCare Orana Centre	New South Wales	0	<6	<6	9
BaptistCare Warabrook Centre	New South Wales	6	35	22	57
Bathurst Riverview Care Community	New South Wales	0	<6	<6	9
Benjamin Short Grove	New South Wales	0	20	<6	n/p
Beresford Hall	New South Wales	<6	12	13	25
Bilyara Hostel	New South Wales	0	<6	<6	<6
Bolton Clarke Macquarie View - Bolton Point	New South Wales	0	<6	0	<6
Bupa Bankstown	New South Wales	0	9	<6	n/p
Canterbury Place Care Community	New South Wales	0	<6	0	<6
Catholic Healthcare Bodington	New South Wales	0	<6	<6	<6
Catholic Healthcare Emmaus Village	New South Wales	0	6	<6	n/p
Catholic Healthcare Holy Spirit Casula	New South Wales	0	<6	0	<6
Catholic Healthcare Holy Spirit Croydon	New South Wales	0	13	<6	n/p

Service Name	State	Resident Deaths	Resident Cases	Staff Cases	Total Incidents
Catholic Healthcare St Peter's Lane Cove North	New South Wales	0	14	7	21
Estia Health Ryde	New South Wales	0	<6	0	<6
Estia Health Taree	New South Wales	0	12	<6	n/p
Ferndale Gardens Aged Care Facility	New South Wales	0	<6	<6	7
Glenmore Park Care Community	New South Wales	0	25	<6	n/p
Greenhill Manor	New South Wales	0	12	<6	n/p
Greenwood Aged Care	New South Wales	0	<6	0	<6
HammondCare - Woy Woy	New South Wales	0	7	<6	n/p
Hawkesbury Living Pty Limited	New South Wales	0	0	<6	<6
Hillside at Figtree	New South Wales	0	<6	0	<6
Hunters Hill Montefiore Home	New South Wales	0	<6	0	<6
Katoomba Views Care Community	New South Wales	0	<6	6	n/p
Killara Gardens Aged Care	New South Wales	<6	12	10	22
Leeton Hospital	New South Wales	0	<6	<6	<6
Martyn Claver Aged Care	New South Wales	0	11	0	11
Mercy Place Albury	New South Wales	<6	16	<6	n/p
Mona Vale House	New South Wales	0	<6	0	<6
Moran Engadine	New South Wales	0	9	6	15
Moran Stockton	New South Wales	0	<6	0	<6
Moran Sylvania	New South Wales	0	6	<6	n/p
Murray Vale Shalem Hostel	New South Wales	0	<6	<6	<6
Newmarch House	New South Wales	0	<6	0	<6
Paling Court Residential Aged Care	New South Wales	0	<6	<6	<6
Pathways Sailors Bay	New South Wales	0	<6	0	<6
Presbyterian Aged Care - Apsley Riverview	New South Wales	0	13	6	19
Randwick Montefiore Home	New South Wales	0	<6	0	<6
Raymond Terrace Gardens Care Community	New South Wales	0	<6	<6	<6
Shoalhaven Place Care Community	New South Wales	0	26	11	37

Service Name	State	Resident Deaths	Resident Cases	Staff Cases	Total Incidents
St Annes Nursing Home	New South Wales	0	16	11	27
St Elizabeth Home	New South Wales	0	<6	0	<6
St Patrick's Green	New South Wales	0	<6	0	<6
SummitCare Canley Vale	New South Wales	0	<6	0	<6
The Shoreline	New South Wales	<6	18	12	30
The Whiddon Group - Glenfield	New South Wales	0	<6	<6	<6
Thomas and Rosetta Agst Aged Care Facility	New South Wales	0	10	<6	n/p
Toongabbie Terrace Care Community	New South Wales	0	<6	<6	6
Tweed River Care Community	New South Wales	0	8	<6	n/p
Uniting Bernard Austin Lodge Liverpool	New South Wales	0	<6	<6	<6
Uniting Caroon Marima Goonellabah	New South Wales	0	8	<6	n/p
Uniting Caroon Yamba	New South Wales	0	<6	0	<6
Uniting Garden Suburb	New South Wales	0	12	<6	n/p
Uniting Griffith	New South Wales	0	12	<6	n/p
Uniting Hawkesbury Richmond	New South Wales	0	14	0	14
Uniting Narla Belmont North	New South Wales	0	7	<6	n/p
Uniting Northaven Turramurra	New South Wales	0	<6	0	<6
Uniting Starrett Lodge Hamlyn Terrace	New South Wales	0	11	<6	n/p
Uniting Westmead	New South Wales	0	13	<6	n/p
Uniting Wirreanda West Pennant Hills	New South Wales	0	<6	<6	<6
Warrigal Care Coniston	New South Wales	0	<6	0	<6
Yallabee Village	New South Wales	0	<6	0	<6
Bethesda Caring Centre	Queensland	0	<6	0	<6
Biggenden Hospital Multipurpose Health Service	Queensland	0	<6	<6	8
Blue Care Redcliffe Aged Care Facility	Queensland	0	<6	<6	<6
Calvary Robina Rise	Queensland	0	<6	0	<6
Caravonica Waters	Queensland	0	14	8	22
Carinity Kepnock Grove	Queensland	<6	15	6	21

Service Name	State	Resident Deaths	Resident Cases	Staff Cases	Total Incidents
Carinya Home For The Aged	Queensland	0	<6	10	n/p
Churches of Christ Buckingham Gardens Aged Care Service	Queensland	0	<6	0	<6
Infinite Care Edmonton Gardens	Queensland	0	<6	0	<6
Infinite Care Ipswich	Queensland	0	0	<6	<6
Jeta Gardens Aged Care Facility	Queensland	0	6	<6	n/p
Kirra Beach Care Community	Queensland	<6	37	29	66
Lodges on George	Queensland	0	9	12	21
Lutheran Services - Zion	Queensland	0	12	7	19
Ningana	Queensland	0	<6	<6	<6
Ozcare - Toowoomba	Queensland	0	<6	7	n/p
Parkview	Queensland	0	<6	<6	6
Regis Chelmer	Queensland	0	49	8	57
Regis Kirwan	Queensland	0	<6	<6	6
Regis Whitfield	Queensland	<6	34	22	56
Regis Wynnum	Queensland	0	<6	0	<6
Regis Yeronga	Queensland	0	8	<6	n/p
Villa Maria Eastern Heights	Queensland	0	7	<6	n/p
Wheller Gardens - St Marks House	Queensland	0	<6	<6	<6
Yaralla Place	Queensland	0	<6	<6	8
ACH Group Residential Care - Kapara	South Australia	0	22	8	30
ACH Group Residential Care - Perry Park (high care)	South Australia	0	9	0	9
AnglicareSA Brompton	South Australia	0	8	6	14
AnglicareSA Westbourne Park	South Australia	0	24	8	32
Bellevue Court Residential Care	South Australia	0	<6	<6	8
Bupa Enfield	South Australia	0	46	16	62
Copperhouse Court Hostel	South Australia	0	<6	<6	<6
Eldercare The Lodge	South Australia	0	14	<6	n/p
Eldercare Trowbridge House	South Australia	0	27	10	37

Service Name	State	Resident Deaths	Resident Cases	Staff Cases	Total Incidents
Estia Health Encounter Bay	South Australia	0	7	<6	n/p
Estia Health Salisbury	South Australia	0	<6	0	<6
Estia Health Salisbury East	South Australia	0	19	<6	n/p
Helping Hand Aged Care - Doreen Bond House	South Australia	0	<6	<6	6
Helping Hand Aged Care - Mawson Lakes Facility	South Australia	0	<6	0	<6
Mount Carmel Residential Care	South Australia	0	<6	<6	<6
Oakwood Aged Care	South Australia	0	20	<6	n/p
Resthaven Leabrook	South Australia	0	<6	<6	6
Resthaven Marion	South Australia	0	27	<6	n/p
Ridleyton Greek Home for the Aged	South Australia	0	<6	<6	<6
St Basil's Aegean Village	South Australia	0	<6	0	<6
St Louis Nursing Home	South Australia	0	23	6	29
The Pines Lodge Residential Care	South Australia	0	20	6	26
Warrina Crescent Residential Aged Care	South Australia	0	11	<6	n/p
Wheatfields Incorporated	South Australia	0	8	<6	n/p
Calvary Sandhill	Tasmania	0	<6	6	n/p
Coroneagh Park	Tasmania	0	12	<6	n/p
Mary Ogilvy Home	Tasmania	0	8	<6	n/p
AdventCare Whitehorse	Victoria	0	16	<6	n/p
Alan David Lodge	Victoria	0	<6	0	<6
Allambee Nursing Home Kingston Centre	Victoria	0	<6	<6	<6
Allawah Special Care Hostel	Victoria	0	12	6	18
Arcare Balnarring	Victoria	0	8	<6	n/p
Arcare Carnegie	Victoria	0	<6	0	<6
Arcare Cheltenham	Victoria	0	7	<6	n/p
Arcare Knox	Victoria	0	<6	0	<6
Ashleigh House Hostel	Victoria	<6	17	9	26
Aurrum Healesville	Victoria	0	22	6	28

Service Name	State	Resident Deaths	Resident Cases	Staff Cases	Total Incidents
Banfields Aged Care	Victoria	0	<6	0	<6
Baptcare - Hedley Sutton Community	Victoria	0	14	<6	n/p
Baptcare - Westhaven Community	Victoria	0	<6	0	<6
Baptcare Coasthaven Community	Victoria	0	<6	0	<6
Baptcare Wyndham Lodge Community	Victoria	0	<6	<6	8
BlueCross Highgrove	Victoria	0	<6	<6	<6
BlueCross Riverlea	Victoria	0	23	9	32
BlueCross Western Gardens	Victoria	<6	28	9	37
Bupa Ballarat	Victoria	0	14	<6	n/p
Bupa Bonbeach	Victoria	0	16	<6	n/p
Bupa Clayton	Victoria	0	18	10	28
Bupa Greensborough	Victoria	0	7	<6	n/p
Bupa Kyneton	Victoria	0	34	6	40
Casey Manor	Victoria	0	6	<6	n/p
CCSSCI - On Luck Chinese Nursing Home	Victoria	0	19	<6	n/p
Clovelly Cottage	Victoria	0	<6	<6	n/p
Craigcare Pascoe Vale	Victoria	0	10	<6	n/p
Craigcare Plumpton Villa	Victoria	0	17	<6	n/p
Doutta Galla Footscray Aged Care Facility	Victoria	0	34	6	40
Edgarley Home	Victoria	0	17	13	30
Emerald Hill Residence	Victoria	0	14	<6	n/p
Estia Health Ardeer	Victoria	0	16	<6	n/p
Estia Health Coolaroo	Victoria	0	0	<6	<6
Estia Health Dandenong	Victoria	0	0	<6	<6
Estia Health Melton South	Victoria	0	0	<6	<6
Estia Health Plenty Valley	Victoria	0	<6	<6	<6
Estia Health Victoria Heights	Victoria	0	<6	<6	<6
Estia Health Werribee	Victoria	0	<6	<6	7

Service Name	State	Resident Deaths	Resident Cases	Staff Cases	Total Incidents
Estia Health Yarra Valley	Victoria	0	7	0	7
Eventide Homes (Stawell) Inc	Victoria	0	7	<6	n/p
Forest Lodge Residential Aged Care	Victoria	0	19	0	19
Froniditha Anesi Aged Care Services - Thornbury	Victoria	0	36	<6	n/p
Havilah Hostel	Victoria	0	6	8	14
John Flynn Retirement Village	Victoria	<6	15	8	23
Kolor Lodge Hostel	Victoria	0	<6	<6	<6
Kowree Nursing Home Unit	Victoria	0	<6	<6	<6
Lilydale Aged Care	Victoria	0	20	8	28
Luson Bloom	Victoria	0	12	<6	n/p
Margery Cole Residential Care Service	Victoria	0	6	0	6
Martin Luther Homes	Victoria	0	<6	6	n/p
Mayflower Reservoir	Victoria	<6	6	<6	n/p
Mercy Place East Melbourne	Victoria	0	23	8	31
MiCare Avondrust Lodge	Victoria	0	<6	0	<6
MiCare Margriet Manor	Victoria	<6	21	11	32
Mornington Bay Care Community	Victoria	0	26	0	26
Morrie Evans Wing Nursing Home	Victoria	0	12	<6	n/p
Multicultural Aged Care Services Geelong Inc	Victoria	0	<6	0	<6
Nellie Melba Retirement Village	Victoria	0	7	0	7
Newmans on the Park	Victoria	0	28	13	41
Noble Gardens Residential Aged Care	Victoria	0	6	0	6
Noble Manor Residential Aged Care	Victoria	0	<6	0	<6
Racecourse Grange Residential Care	Victoria	0	11	<6	n/p
Regis Blackburn	Victoria	0	0	<6	<6
Regis Dandenong North	Victoria	0	23	0	23
Regis Sunraysia	Victoria	0	<6	0	<6
Riddell Gardens Hostel	Victoria	0	13	0	13

Service Name	State	Resident Deaths	Resident Cases	Staff Cases	Total Incidents
Sale Gardens Care Community	Victoria	0	<6	0	<6
Sunnyside Lutheran Retirement Village	Victoria	0	15	<6	n/p
The Alexander Aged Care Centre	Victoria	<6	14	<6	n/p
The Ashley	Victoria	0	6	<6	n/p
Twin Parks Aged Care Centre	Victoria	0	16	<6	n/p
Uniting AgeWell Manor Lakes	Victoria	<6	22	<6	n/p
Vasey RSL Care Brighton East	Victoria	0	34	12	46
Vasey RSL Care Bundoora	Victoria	0	<6	<6	<6
Vasey RSL Care Frankston South	Victoria	0	<6	<6	<6
Victoria Grange Residential Aged Care Facility	Victoria	0	<6	<6	6
Villa Maria Catholic Homes Shanagolden Aged Care Residence	Victoria	0	20	<6	n/p
Villa Maria Catholic Homes Wantirna Aged Care Residence	Victoria	0	<6	<6	<6
Warramunda Village Hostel	Victoria	0	<6	0	<6
Waverley Valley Care Community	Victoria	0	<6	<6	7
Westernport Nursing Home	Victoria	0	<6	<6	6
Wintringham Williamstown Hostel	Victoria	0	<6	0	<6
Yackandandah Health Residential Aged Care	Victoria	0	<6	<6	<6
Yarraman Nursing Home	Victoria	0	12	<6	n/p
Yarriambiack Lodge Hostel	Victoria	0	<6	<6	<6
Yarriambiack Lodge Nursing Home	Victoria	0	<6	<6	<6
Aegis Amherst	Western Australia	0	<6	0	<6
Aegis Carrington	Western Australia	0	24	24	48
Alfred Cove Care Community	Western Australia	0	21	<6	n/p
Brightwater Onslow Gardens	Western Australia	0	0	<6	<6
Brightwater The Cove	Western Australia	0	<6	0	<6
Carine Parkside Care Community	Western Australia	0	<6	<6	6
Frank Prendergast House	Western Australia	0	<6	0	<6
Juniper The Residency	Western Australia	0	<6	<6	<6

Service Name	State	Resident Deaths	Resident Cases	Staff Cases	Total Incidents
Karinya Residential Care	Western Australia	0	9	6	15
Marine Views Cottesloe	Western Australia	0	<6	0	<6
Mercy Place Lathlain	Western Australia	0	10	<6	n/p
Regents Garden Residential Aged Care Resort - Lake Joondalup	Western Australia	0	<6	0	<6
Residency by Dillons Fremantle	Western Australia	0	<6	<6	<6
SwanCare Kingia/Tandara	Western Australia	<6	38	27	65
ValleyView Residence	Western Australia	0	21	21	42
Yaandina Aged Care	Western Australia	0	<6	0	<6