



COVID-19 outbreaks in Australian residential aged care facilities

National snapshot

As at 8:00 am 19 October 2023 there are 1,371 active COVID-19 cases in 185 active outbreaks in residential aged care facilities across Australia. There have been 92 new outbreaks, 13 new resident deaths and 1294 combined new resident and staff cases reported since 12 October 2023.

Table 1: Aged Care COVID-19 data as at 8.00am 19 October 2023¹

Category	Active ²	Previous 7 days	Cumulative Total	Previous 7 days
Outbreaks ³	185	43	16,603	72
Residential Aged Care Facilities affected	185	43	2,844	1
Resident Cases ⁴	983	270	161,588	939
Resident Deaths	N/A	N/A	5,908	13
Staff Cases	388	123	93,104	355

Residential aged care homes with active outbreaks are included in Appendix 1.

Table 2: Overview of Active Outbreaks in Australia

	ACT	NSW	NT	QLD	SA	TAS	VIC	WA	Total
Total Facilities with outbreaks	0	40	0	23	24	5	76	17	185
Total number of active resident cases	0	187	0	106	150	14	442	84	983
Total number of active staff cases	0	67	0	41	50	8	178	44	388
Total Outbreaks Opened in Previous 7 Days	0	23	0	14	12	2	30	11	92
Total Outbreaks Closed in Previous 7 Days	1	14	0	8	6	2	17	1	49

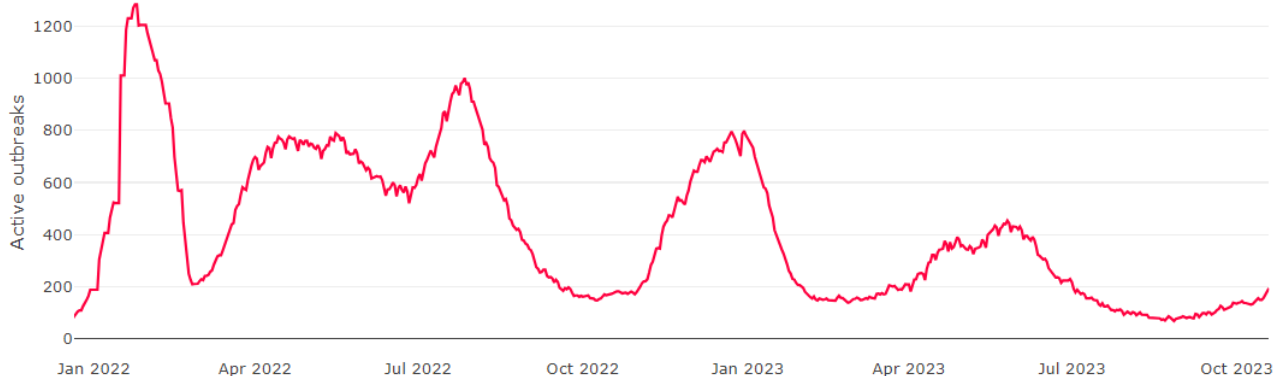
¹ Outbreak opening and closure includes changes in the status of exposure sites to outbreaks (and vice versa), which are applied retrospectively to facility records. New case information can also change the status of a recovered site back to an active outbreak site. As a result, changes in active outbreak status may not align with day on day variations to active totals. These adjustments will also affect the number of cases in staff and residents reported each week.

² Active residents and staff cases are the total currently positive cases in active outbreaks

³ An outbreak is considered to be active pending advice from the relevant Public Health Unit. An outbreak is defined as at least 1 positive case in a resident or 2+ cases in staff.

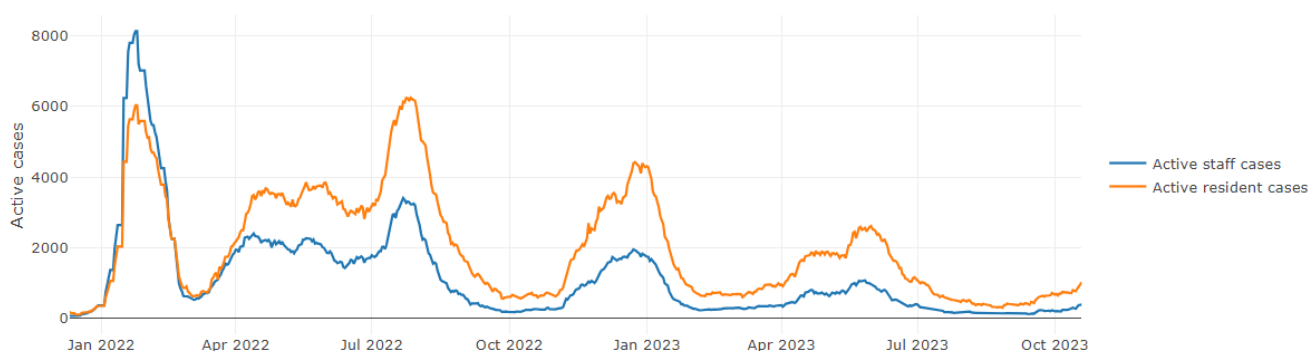
⁴ Case numbers and numbers of deaths are dependent upon reporting from facilities and validation of deaths from state and territory governments. This is subject to change as further information is provided.

Figure 1: National Outbreak Trends in Aged Care



Notes: (i) Residential aged care case data as at 19 Oct 2023
(ii) The large increase in outbreaks on 16 January 2022 is driven by a reporting lag.

Figure 2: Trends in Aged Care Cases – December 2021 to Present



Notes: (i) Residential aged care case data as at 19 Oct 2023
(ii) The large increase in active cases on 16 January 2022 is driven by a reporting lag.
(iii) Cases are considered active for 14 days from the date they are reported.

Mortality

For the period of 1 July 2023 to 12 October 2023, COVID-19 is recorded as the cause of death in 1.2 percent of all deaths in permanent residents in aged care facilities.

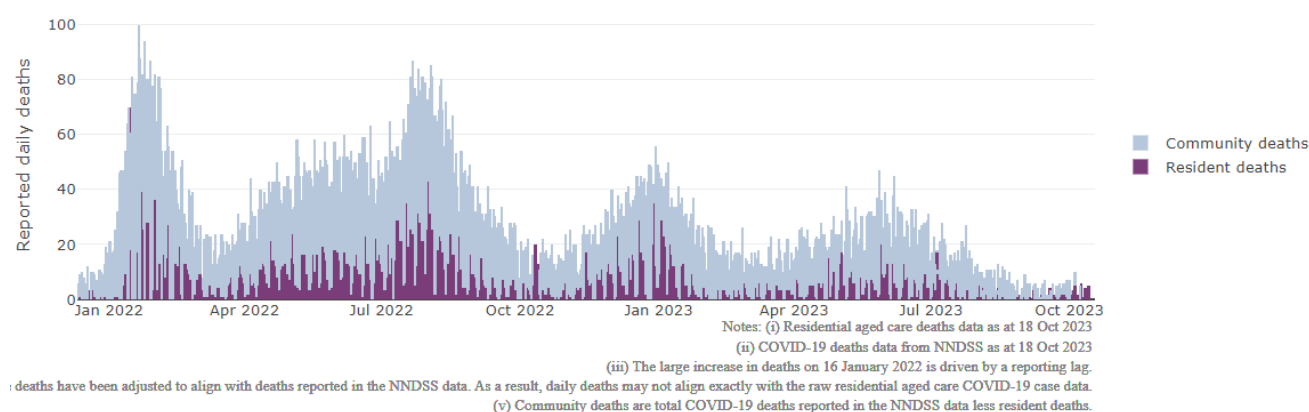
Since the beginning of the Omicron outbreak in mid December⁵ 2021, there have been 110,530 deaths in residential aged care from all causes (report period from 15 December 2021 to 12 October 2023)⁶. COVID-19 deaths account for 4.5 percent of this figure.

Over the course of the pandemic, all-cause excess mortality in Residential Aged Care was below expected numbers in 2020, and within expected range in 2021.

⁵ The Omicron outbreak start date has been redefined from late November 2021 to mid December 2021. Changes have been made to align reporting with the start date of Omicron published in the Department’s external facing Epidemiology report.

⁶ The Department is now accessing aged care deaths data from the SIEBEL dataset. Figures are live and subject to change. Source: Department of Health and Aged Care unpublished data / SIEBEL dataset.

Figure 3: COVID-19 Deaths in Residential Aged Care Facilities overlaid with Community deaths



Workforce in active residential aged care outbreaks

As at 20 October 2023, workforce surge staff have filled a total of 180,832 shifts in aged care services impacted by COVID-19, including 429 in the past 7 days. In the past 7 days (to 20 October) surge workforce providers have assisted 16 residential aged care homes. These shifts include roles for GPs, nurses, care workers, allied health workers, executive and ancillary staff. This includes:

Table 3: Workforce resources supplied to residential aged care facilities

Workforce provider	Total Shifts	Previous 7 days
Recruitment, Consulting and Staffing Association	103,852	0
Healthcare Australia (Workforce Surge)	14,870	0
Healthcare Australia (NACER)	2,295	N/A
Mable	2,711	N/A
Aspen Medical	26,369	180
HealthX	26,679	249
Torrens	4,056	N/A

The Australian Defence Force provided support to a total of 542 residential aged care homes between February and September 2022. The ADF deployment ceased on 30 September 2022.

Oral antiviral treatments

Distribution of the oral anti-viral Lagevrio (Molnupiravir) commenced on 6 February 2022 to all RACFs with outbreak sites prioritised for delivery. The National Medical Stockpile has deployed 48,269 treatment courses of Lagevrio (Molnupiravir) to aged care facilities.

80,036 prescriptions for Lagevrio (Molnupiravir) have been issued to residents in residential aged care facilities, with a further 6,763 prescriptions for Paxlovid (nirmatrelvir + ritonavir) also issued since 28 February 2022 and up to 15 October 2023.

Vaccination in Residential Aged Care Facilities

People living in residential aged care are a high priority for the Government's COVID-19 vaccination program.

Older age remains the biggest risk factor for severe COVID-19 disease. Vaccination offers added protection to help reduce the risk of severe illness or hospitalisation of aged care residents.

The department is working with both the aged care and primary care sectors to ensure residents have access to the COVID-19 vaccine. It continues to target support for residential aged care facilities to arrange COVID-19 vaccinations with local primary care providers such as GPs, community pharmacists and Aboriginal Community Controlled Health Services.

As at 18 October 2023:

- 82k (48.0%) aged care residents received a booster dose in the last 6 months.
- 757 aged care residents received a booster dose in the last week.

Table 4: Aged care COVID-19 2023 Booster Doses (data as at 18 October 2023)

Jurisdiction	Received booster in last 6 months	
	Residents vaccinated	% of residents vaccinated
National	82k	48.0%
ACT	1.1k	48.7%
NSW	26k	47.4%
NT	<200	39.7%
QLD	15.6k	45.1%
SA	7.1k	47.7%
TAS	2.1k	51.0%
VIC	22.5k	50.9%
WA	7.4k	48.1%

Source: Matched Australian Immunisation Register (AIR) data of residents in permanent residential aged care.

For reporting accuracy, the total aged care resident population only includes residents who have been linked with their vaccination records. As residential aged care populations are fluid, the total population for vaccination are an estimate only and there is an administrative lag with the aged care recipient data which is linked to AIR data. Counts may fluctuate due to enhancements to data over time.

Key: k= thousand

Infection control and audit

People living in residential aged care homes remain a high priority for the Government's COVID-19 vaccination program. The Department is continuing to communicate with both the aged care and primary care sectors, reinforcing the importance of uptake and promoting the 2023 booster dose via regular newsletters, bulletins, social media videos and webinars.

All aged care residents who have not had a COVID-19 vaccination, or a COVID-19 infection within the last 6 months, continue to be offered a 2023 booster dose. The added protection from vaccination is especially important for aged care residents and will help reduce the risk of severe illness or hospitalisation.

The Department continues to work with Primary Health Networks to support residential aged care homes across Australia to arrange COVID-19 vaccination in-reach clinics with local primary care providers such as GPs, pharmacists, and Aboriginal Community Controlled Health Services.

As at 19 October 2023, the Commission had conducted 5,783 ICM spot checks to observe infection control practices and PPE protocols in residential aged care facilities.

Table 5: Total Quality Assessment and Monitoring Activities with residential services (including IPC), by type and month 1 March 2020 to 19 October 2023

Regulatory Activities	2019-20 (1 Mar - 30 Jun 2020)	2020-21	2021-22	2022-23	2023-24	Total
					(to 19 Oct)	
Site visits	318	3,452	1,732	3,814	1,189	10,505
Non-site activities	3,709	8,382	6,665	1,413	119	20,287
Total activities	4,027	11,834	8,397	5,227	1,308	30,792

Appendix 1: National residential aged care services with Active outbreaks COVID-19

Please note, information reported in this table has been directly reported to the Department of Health and Aged Care by residential aged care facilities. Total cases refers to all staff and resident cases associated with the active outbreak and may not reflect the count of currently active cases. Where numbers have been incorrectly reported, facilities are able to correct these in the COVID-19 Support Portal through My Aged Care. Where a facility is reporting less than six resident or staff cases or less than six deaths, data has been suppressed to protect the privacy of affected individuals (note that “n/p” indicates data is not provided to protect privacy).

Service Name	State	Resident Deaths	Resident Cases	Staff Cases	Total Incidents
Advantaged Care at Georges Manor	New South Wales	0	<6	0	<6
Alstonville Adventist Aged Care Facility	New South Wales	0	14	6	20
Anglicare Barry Marsh House	New South Wales	0	0	<6	<6
Anthem	New South Wales	0	10	6	16
Aurrum Norah Head	New South Wales	0	<6	<6	<6
Aurrum Wyoming	New South Wales	0	<6	<6	<6
Bankstown Terrace Care Community	New South Wales	0	42	<6	n/p
BaptistCare Caloola Centre	New South Wales	0	12	8	20
BaptistCare Warabrook Centre	New South Wales	<6	35	21	56
Benjamin Short Grove	New South Wales	0	20	<6	n/p
Beresford Hall	New South Wales	<6	11	8	19
Bilyara Hostel	New South Wales	0	<6	<6	<6
Blacktown Nursing Home	New South Wales	0	7	0	7
Bolton Clarke Macquarie View - Bolton Point	New South Wales	0	<6	0	<6
Calvary The Brelsford	New South Wales	0	<6	0	<6
Carinya House	New South Wales	0	<6	0	<6
Catholic Healthcare Our Lady of Loreto Gardens	New South Wales	<6	26	12	38
Crowley Retirement Village	New South Wales	0	7	10	17
Estia Health Taree	New South Wales	0	6	0	6
Glenmore Park Care Community	New South Wales	0	7	0	7
Hawkesbury Living Pty Limited	New South Wales	0	0	<6	<6
Hunters Hill Montefiore Home	New South Wales	0	<6	0	<6

Service Name	State	Resident Deaths	Resident Cases	Staff Cases	Total Incidents
Killara Gardens Aged Care	New South Wales	0	<6	0	<6
Lansdowne Gardens on Wycombe	New South Wales	0	<6	0	<6
Mona Vale House	New South Wales	0	<6	0	<6
Moran Stockton	New South Wales	0	<6	0	<6
Moran Sylvania	New South Wales	0	6	<6	n/p
Newmarch House	New South Wales	0	<6	0	<6
Our Lady Of Consolation Nursing Home	New South Wales	0	7	8	15
Pathways Sailors Bay	New South Wales	0	<6	0	<6
Presbyterian Aged Care - Apsley Riverview	New South Wales	0	<6	<6	<6
Shoalhaven Place Care Community	New South Wales	0	8	<6	n/p
St Elizabeth Home	New South Wales	0	<6	0	<6
The Shoreline	New South Wales	<6	18	12	30
Thomas and Rosetta Agst Aged Care Facility	New South Wales	0	8	0	8
Toongabbie Terrace Care Community	New South Wales	0	<6	<6	<6
Uniting Griffith	New South Wales	0	11	<6	n/p
Uniting Hawkesbury Richmond	New South Wales	0	14	0	14
Uniting Narla Belmont North	New South Wales	0	7	<6	n/p
Uniting Northaven Turramurra	New South Wales	0	6	0	6
Bethesda Caring Centre	Queensland	0	<6	0	<6
Calvary Gympie Views	Queensland	0	<6	0	<6
Calvary Robina Rise	Queensland	0	<6	0	<6
Caravonica Waters	Queensland	0	11	<6	n/p
Carinity Kepnock Grove	Queensland	0	<6	<6	7
De Paul Villa Aged Care	Queensland	0	<6	<6	7
Eventide Home Rockhampton	Queensland	0	<6	0	<6
Glasshouse Views	Queensland	0	0	<6	<6
Infinite Care Edmonton Gardens	Queensland	0	<6	0	<6
Kirra Beach Care Community	Queensland	0	8	<6	n/p

Service Name	State	Resident Deaths	Resident Cases	Staff Cases	Total Incidents
Lutheran Services - Trinder Park	Queensland	0	<6	0	<6
Parkview	Queensland	0	<6	<6	6
Regis Chelmer	Queensland	0	49	8	57
Regis Kirwan	Queensland	0	<6	<6	6
Regis Whitfield	Queensland	<6	34	22	56
Regis Wynnum	Queensland	0	<6	0	<6
Regis Yeronga	Queensland	0	8	<6	n/p
Seasons Living Mango Hill Care Suites	Queensland	0	<6	<6	<6
Villa Maria Centre	Queensland	0	<6	<6	6
Villa Maria Eastern Heights	Queensland	0	<6	0	<6
Warrina Innisfail	Queensland	0	<6	<6	7
Wheller Gardens - St Marks House	Queensland	0	<6	<6	<6
Yaralla Place	Queensland	0	<6	<6	8
ACH Group Residential Care - Kapara	South Australia	0	<6	0	<6
ACH Group Residential Care - Perry Park (high care)	South Australia	0	9	0	9
Alwyndor Aged Care	South Australia	0	17	13	30
AnglicareSA Brompton	South Australia	0	7	<6	n/p
AnglicareSA Westbourne Park	South Australia	0	18	<6	n/p
Bupa Enfield	South Australia	0	45	15	60
Calvary Oaklands	South Australia	0	<6	0	<6
Clayton Church Homes - Onkaparinga Valley	South Australia	0	<6	0	<6
Copperhouse Court Hostel	South Australia	0	<6	0	<6
Edenfield Family Care - Ramsay	South Australia	<6	13	<6	n/p
Eldercare The Lodge	South Australia	0	14	<6	n/p
Eldercare Trowbridge House	South Australia	0	17	10	27
Estia Health Encounter Bay	South Australia	0	<6	<6	6
Estia Health Salisbury East	South Australia	0	14	<6	n/p
Helping Hand Aged Care - Doreen Bond House	South Australia	0	<6	<6	6

Service Name	State	Resident Deaths	Resident Cases	Staff Cases	Total Incidents
Helping Hand Aged Care - Golden Grove	South Australia	0	<6	<6	7
Oakwood Aged Care	South Australia	0	20	<6	n/p
Resthaven Marion	South Australia	0	23	<6	n/p
Resthaven Port Elliot	South Australia	<6	<6	<6	<6
Restvale Hostel	South Australia	0	8	<6	n/p
Ridleyton Greek Home for the Aged	South Australia	0	<6	<6	<6
St Louis Nursing Home	South Australia	0	10	<6	n/p
The Pines Lodge Residential Care	South Australia	0	9	<6	n/p
Wheatfields Incorporated	South Australia	0	6	<6	n/p
Barrington Lodge	Tasmania	0	14	<6	n/p
Calvary Sandhill	Tasmania	0	<6	6	n/p
Coroneagh Park	Tasmania	0	10	<6	n/p
Kanangra Hostel	Tasmania	0	<6	0	<6
Mary Ogilvy Home	Tasmania	0	<6	<6	<6
Allawah Special Care Hostel	Victoria	0	12	6	18
Arcare Balnarring	Victoria	0	8	<6	n/p
Arcare Carnegie	Victoria	0	<6	0	<6
Arcare Castlemaine	Victoria	0	34	13	47
Arcare Caulfield	Victoria	0	<6	<6	6
Arcare Knox	Victoria	0	<6	0	<6
Arcare Parkview Malvern East	Victoria	0	8	<6	n/p
Aurum Healesville	Victoria	0	<6	<6	8
Bairnsdale Parklands Care Community	Victoria	0	<6	<6	7
Banfields Aged Care	Victoria	0	<6	0	<6
Bentons Lodge - Residential Aged Service	Victoria	0	15	14	29
BlueCross Hansworth	Victoria	0	<6	<6	6
BlueCross Riverlea	Victoria	0	23	9	32
BlueCross Scotchmans Creek	Victoria	0	16	6	22

Service Name	State	Resident Deaths	Resident Cases	Staff Cases	Total Incidents
BlueCross The Gables	Victoria	0	11	<6	n/p
BlueCross The Mews	Victoria	0	14	<6	n/p
BlueCross Western Gardens	Victoria	<6	28	9	37
BSL Aged Care - Clifton Hill	Victoria	0	10	<6	n/p
Bupa Berwick	Victoria	<6	31	9	40
Bupa Clayton	Victoria	0	15	8	23
Bupa Kyneton	Victoria	0	27	<6	n/p
Bupa South Morang	Victoria	0	<6	<6	6
Clarinda on the Park	Victoria	<6	<6	<6	6
Clovelly Cottage	Victoria	0	<6	<6	<6
Craigcare Pascoe Vale	Victoria	0	<6	<6	<6
Diamond Creek Care Community	Victoria	0	13	<6	n/p
Doutta Galla Footscray Aged Care Facility	Victoria	0	19	<6	n/p
Edgarley Home	Victoria	0	7	7	14
Emerald Hill Residence	Victoria	0	7	<6	n/p
Estia Health Heidelberg West	Victoria	0	20	10	30
Estia Health Mount Clear	Victoria	0	<6	<6	<6
Estia Health Victoria Heights	Victoria	0	<6	<6	<6
Estia Health Werribee	Victoria	0	<6	0	<6
Forest Lodge Residential Aged Care	Victoria	0	12	0	12
Froniditha Anesi Aged Care Services - Thornbury	Victoria	0	31	<6	n/p
Havilah Hostel	Victoria	0	<6	<6	6
Heathcote Health High Care Service	Victoria	0	<6	<6	7
Heathcote Health Low Care Service	Victoria	0	<6	<6	7
Heritage Northcote	Victoria	0	<6	0	<6
James Barker House	Victoria	<6	13	<6	n/p
John Flynn Retirement Village	Victoria	<6	15	8	23
Karinya	Victoria	0	10	7	17

Service Name	State	Resident Deaths	Resident Cases	Staff Cases	Total Incidents
Lilydale Aged Care	Victoria	0	20	8	28
Luson Bloom	Victoria	0	11	<6	n/p
Margery Cole Residential Care Service	Victoria	0	<6	0	<6
Mercy Place Boronia	Victoria	0	9	0	9
Mercy Place East Melbourne	Victoria	0	22	6	28
Mercy Place Rice Village	Victoria	0	<6	0	<6
MiCare Avondrust Lodge	Victoria	0	<6	0	<6
MiCare Margriet Manor	Victoria	0	21	9	30
Mornington Bay Care Community	Victoria	0	23	0	23
Morrie Evans Wing Nursing Home	Victoria	0	11	<6	n/p
Multicultural Aged Care Services Geelong Inc	Victoria	0	<6	0	<6
Newmans on the Park	Victoria	0	19	10	29
Olivet Aged Persons Home	Victoria	0	<6	0	<6
Park Lane Croydon	Victoria	0	41	10	51
Racecourse Grange Residential Care	Victoria	0	7	<6	n/p
Regis Blackburn	Victoria	0	0	<6	<6
Regis Dandenong North	Victoria	0	23	0	23
Regis Sunraysia	Victoria	0	<6	0	<6
Riddell Gardens Hostel	Victoria	0	10	0	10
RM Begg	Victoria	<6	21	19	40
St Vincent's Care Services Hawthorn	Victoria	0	0	<6	<6
Twin Parks Aged Care Centre	Victoria	0	10	<6	n/p
Uniting AgeWell Manor Lakes	Victoria	<6	22	<6	n/p
Vasey RSL Care Brighton	Victoria	0	13	<6	n/p
Vasey RSL Care Brighton East	Victoria	0	29	6	35
Vasey RSL Care Bundoora	Victoria	0	<6	0	<6
Victoria by the Park	Victoria	0	0	<6	<6
Victoria Grange Residential Aged Care Facility	Victoria	0	<6	0	<6

Service Name	State	Resident Deaths	Resident Cases	Staff Cases	Total Incidents
Villa Maria Catholic Homes Bundoora Aged Care Residence	Victoria	0	7	0	7
Villa Maria Catholic Homes Providence Aged Care Residence	Victoria	0	<6	<6	<6
Villa Maria Catholic Homes Shanagolden Aged Care Residence	Victoria	0	11	<6	n/p
Wantirna Views Care Community	Victoria	<6	57	10	67
Westernport Nursing Home	Victoria	0	0	<6	<6
Yarraman Nursing Home	Victoria	0	8	<6	n/p
Aegis Carrington	Western Australia	0	7	0	7
Alfred Cove Care Community	Western Australia	0	14	<6	n/p
Augusta MPS	Western Australia	0	<6	<6	<6
Brightwater Onslow Gardens	Western Australia	0	0	<6	<6
Carine Parkside Care Community	Western Australia	0	<6	0	<6
Juniper Ella Williams	Western Australia	0	<6	<6	<6
Juniper Hillcrest	Western Australia	0	0	<6	<6
Juniper Sarah Hardey	Western Australia	0	<6	<6	8
Juniper St David's	Western Australia	0	13	<6	n/p
Mercy Place Lathlain	Western Australia	0	10	<6	n/p
MercyCare Maddington	Western Australia	0	<6	0	<6
Murdoch Gardens Care Community	Western Australia	0	<6	0	<6
Regents Garden Residential Aged Care Resort - Lake Joondalup	Western Australia	0	<6	0	<6
Residency by Dillons Fremantle	Western Australia	0	<6	<6	<6
SwanCare Kingia/Tandara	Western Australia	0	27	16	43
ValleyView Residence	Western Australia	0	14	19	33
Yaandina Aged Care	Western Australia	0	<6	0	<6