

Total Medicare Statistics, 2022-23 Jul-Mar YTD

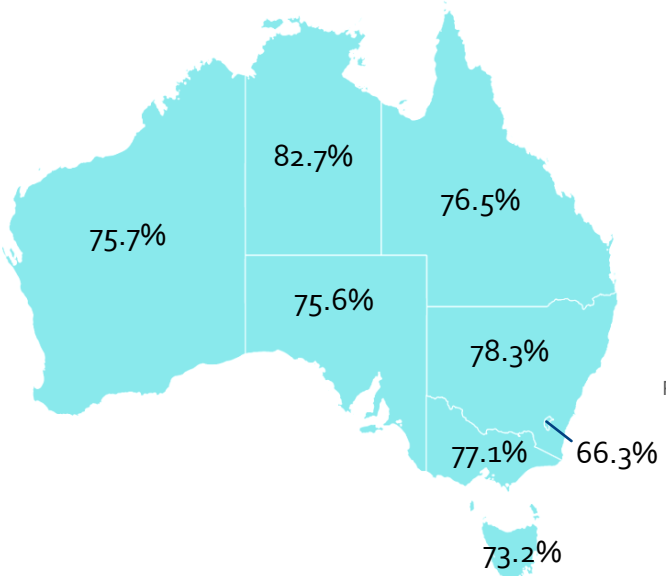
Services 339.4m Last Year: 386.9m	Benefits \$20.4b Last Year: \$21.9b	Bulk Billed Services 261.2m Last Year: 320.1m	National Bulk Billing Rate 77.0% Last Year: 82.7%	Average Patient Contribution* \$73.55 Last Year: \$74.17
---	---	---	---	--

*Out of Hospital, Patient Billed Services

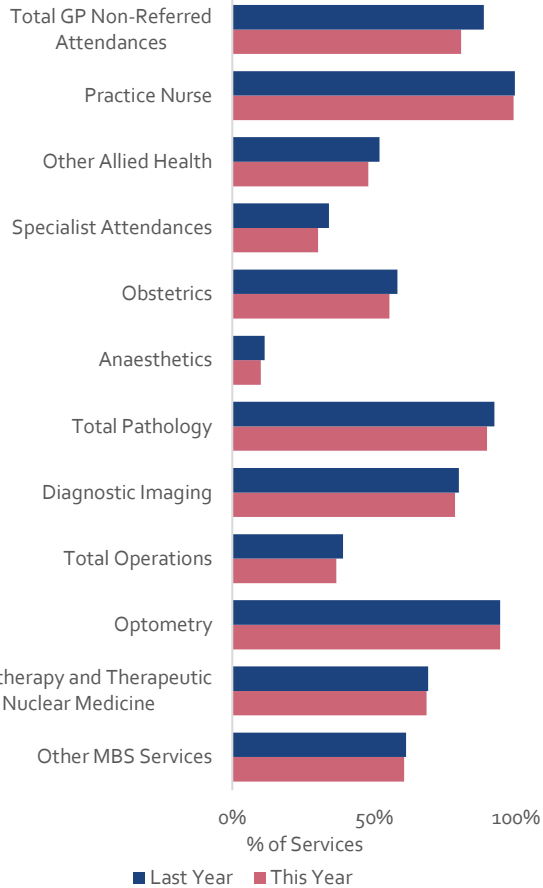
Medicare subsidises the cost of medical services listed in the Medicare Benefits Schedule. In 2022-23 Jul-Mar YTD, total Medicare **services decreased from 386.9m to 339.4m**, whilst total **benefits paid decreased from \$21.9b to \$20.4b**.

Bulk billed services are provided at no cost to the patient. The bulk billing rate is defined as bulk billed services divided by total services.

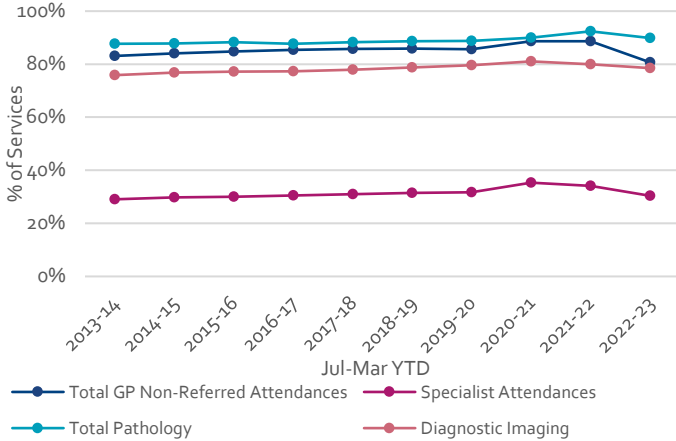
Bulk Billing Rate



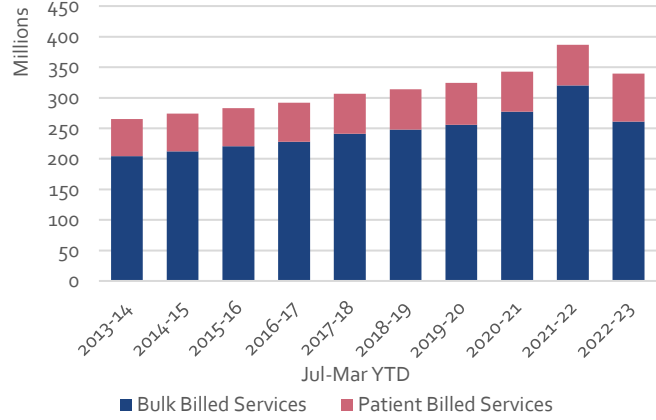
Bulk Billing Rate Change by Broad Type of Service



Bulk Billing Rate by Selected Service Types



Services by Billing Type



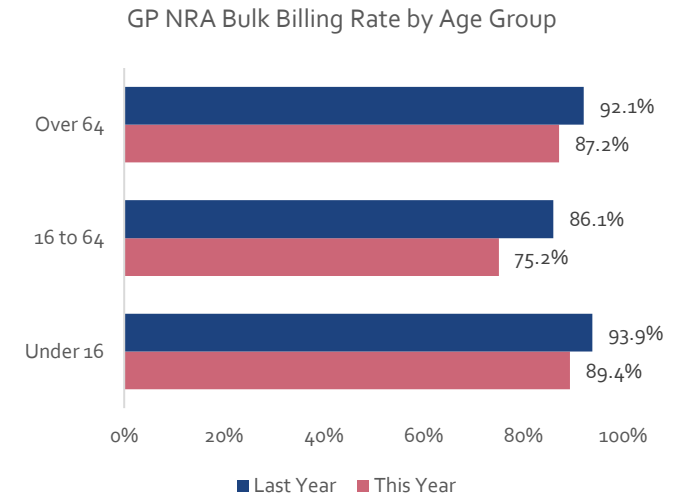
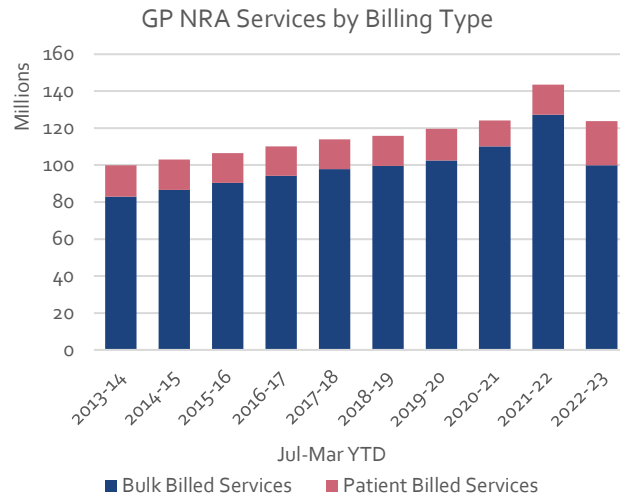
GP Non-Referred Attendances (GP NRA), 2022-23 Jul-Mar YTD

GP NRA Services 123.8m Last Year: 143.5m	GP NRA Benefits \$6.5b Last Year: \$6.9b	GP NRA Bulk Billed Services 99.9m Last Year: 127.3m	National GP NRA Bulk Billing Rate 80.7% Last Year: 88.7%	GP NRA Average Patient Contribution* \$42.25 Last Year: \$41.75
--	--	---	--	---

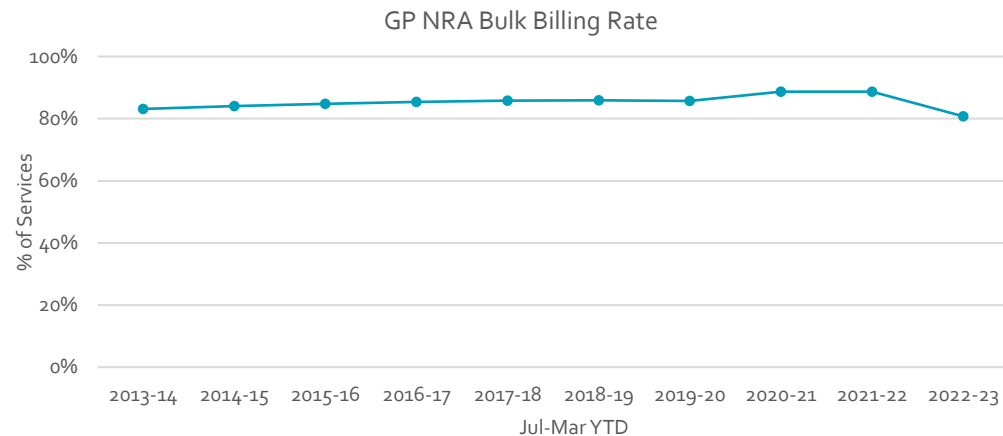
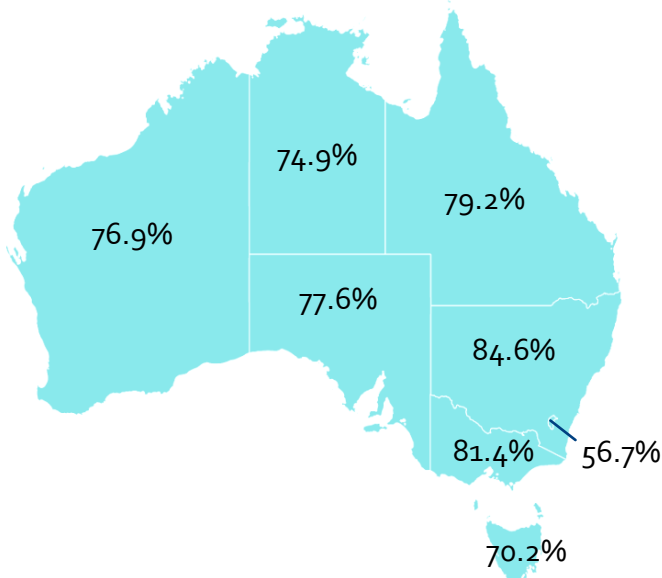
*Out of Hospital, Patient Billed Services

GP NRA services account for 36.5% of Medicare services. In 2022-23 Jul-Mar YTD, there were **123.8m GP NRA services, down from 143.5m** in the same period in the previous year. **GP NRA benefits paid were \$6.5b, down from \$6.9b.**

Bulk billed services are provided at no cost to the patient. The bulk billing rate is defined as bulk billed services divided by total services.



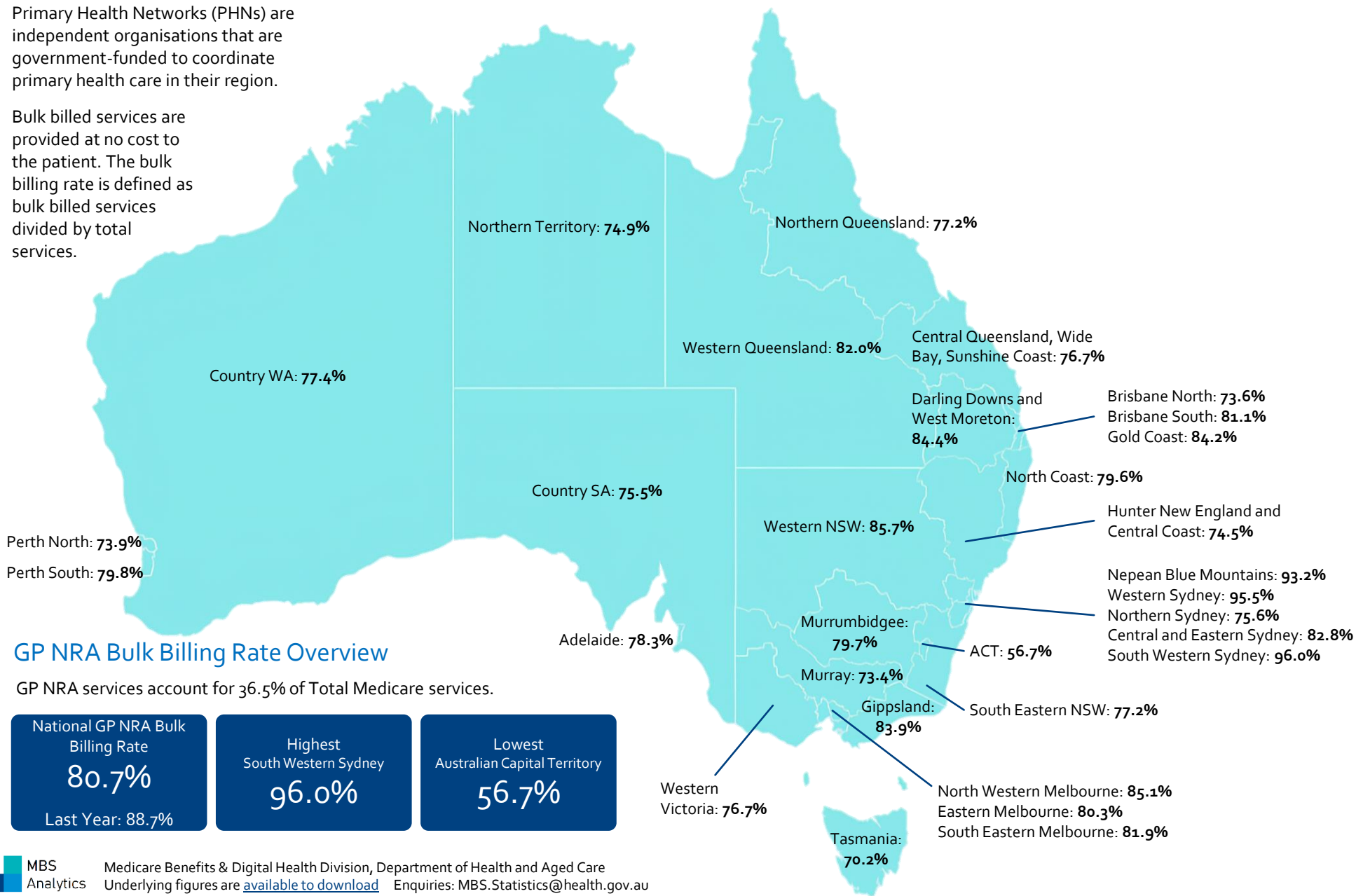
GP NRA Bulk Billing Rate



GP Non-Referred Attendances – Bulk Billing Rate by PHN, 2022-23 Jul-Mar YTD

Primary Health Networks (PHNs) are independent organisations that are government-funded to coordinate primary health care in their region.

Bulk billed services are provided at no cost to the patient. The bulk billing rate is defined as bulk billed services divided by total services.



GP NRA Bulk Billing Rate Overview

GP NRA services account for 36.5% of Total Medicare services.

<p>National GP NRA Bulk Billing Rate</p> <p>80.7%</p> <p>Last Year: 88.7%</p>	<p>Highest</p> <p>South Western Sydney</p> <p>96.0%</p>	<p>Lowest</p> <p>Australian Capital Territory</p> <p>56.7%</p>
--	--	---

GP Non-Referred Attendances (GP NRA) by Service Type, 2022-23 Jul-Mar YTD

GP NRA Level B accounts for **66.2%** of all GP NRA services in 2022-23 Jul-Mar YTD.

GP NRA Level A Brief:

- GP attendances for obvious and straight forward cases (Item 3 and equivalents)

GP NRA Level B Standard:

- GP attendances lasting less than 20 or 25 minutes (Item 23 and equivalents)

GP NRA Level C Long:

- GP attendances lasting at least 20 or 25 minutes (Item 36 and equivalents)

GP NRA Level D Prolonged:

- GP attendances lasting at least 40 or 45 minutes (Item 44 and equivalents)

GP NRA Chronic Disease and Complex Care:

- GP attendances for patients with chronic conditions or complex medical conditions

GP NRA After Hours:

- GP attendances on a public holiday, Sunday and specified periods between Monday and Saturday

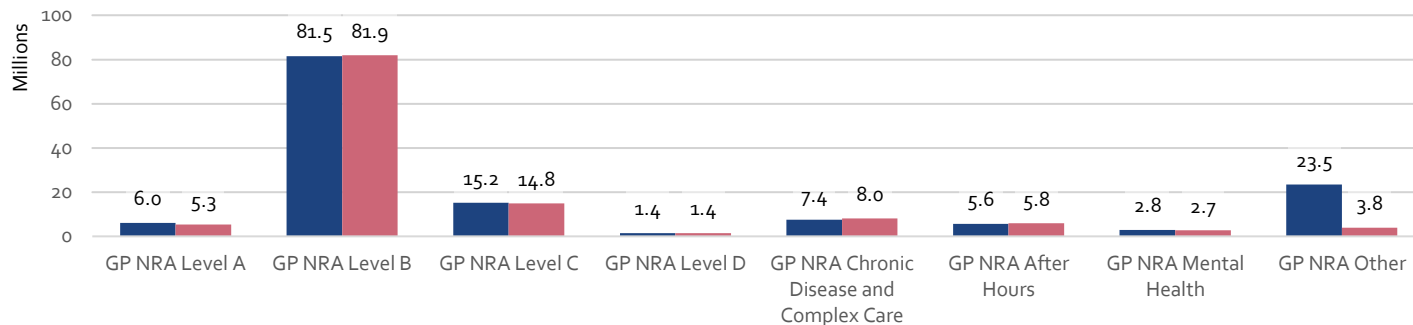
GP NRA Mental Health:

- GP attendances relating to mental health care

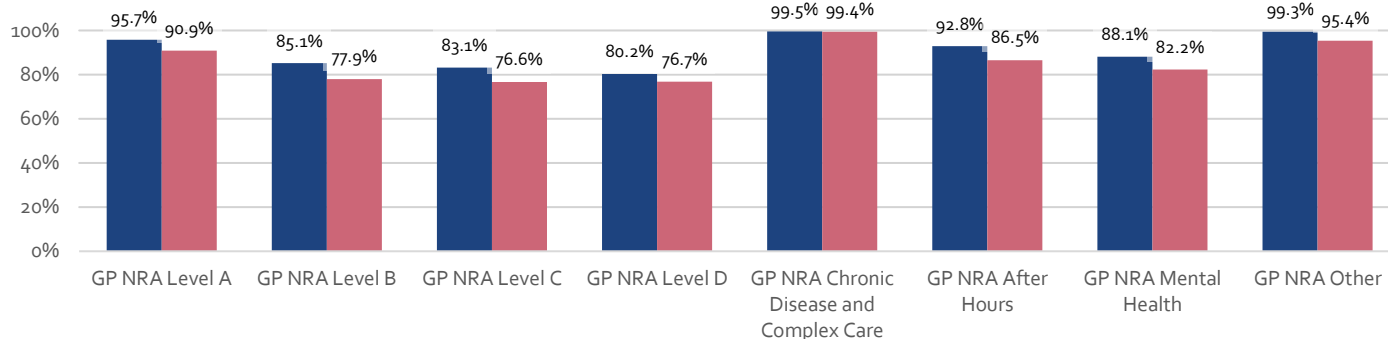
GP NRA Other:

- GP attendances that do not fall within the other GP categories (includes COVID-19 Vaccines)

GP NRA Services by Type, Jul-Mar YTD



GP NRA Bulk Billing Rate by Type, Jul-Mar YTD



GP NRA Average Patient Contribution by Type, Jul-Mar YTD

