



Australian Government

Department of Health and Aged Care

COVID-19 Vaccine Rollout

Data as at:
02 Aug 2023

Total COVID-19 vaccine doses



65+

4,463,920

individuals aged 65 and over have received a vaccination



18+

19,648,772

individuals aged 18 and over have received a vaccination



5-17

2,559,584

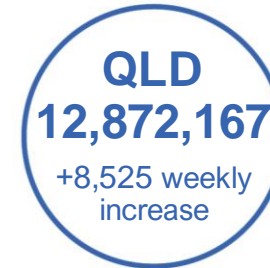
individuals aged 5 to 17 have received a vaccination



68,480,571

total vaccine doses administered

+43,274 weekly increase



Please note that a person's COVID-19 infection history cannot be linked to their vaccination records at this time, which means eligibility estimates and population coverage rates are not available.
State breakdown is based on the state in which a vaccine was physically administered, and may differ from a person's residential address.

Source: Australian Immunisation Register

Data as at:
02 Aug 2023

COVID-19 2023 Booster Doses



Total 2023 Booster Doses administered (18+)

3,730,514



2023 Booster Doses administered by age group

65+	50-64
2,168,906	901,529
30-49	18-29
488,893	171,186

Note: number of Booster Doses is not the same as number of people.#

Number of people by time since last vaccination by age

	Less than six months ago	Six or more months ago	Unvaccinated##
65+	2,131,462	2,332,458	<500
50-64	869,460	3,671,144	86,482
30-49	461,323	6,383,698	226,521
18-29	167,835	3,631,392	228,089

Number of 2023 Booster Doses administered by provider state###

Provider State	2023 Booster Doses (18+)	Weekly Increase
National	3,730,514	+39,142
ACT	107,611	+986
NSW	1,157,030	+12,197
NT	16,057	+300
QLD	675,421	+8,058
SA	288,509	+3,035
TAS	122,619	+1,046
VIC	994,362	+10,319
WA	368,905	+3,201

#The number of people with a dose will not match the number of doses administered. This can occur when a person receives a valid dose but then permanently leaves Australia, when a person receives multiple doses in a short time period (such as a specific health recommendation or a vaccine administration error), or in the case of data input errors into the Australian Immunisation Register.

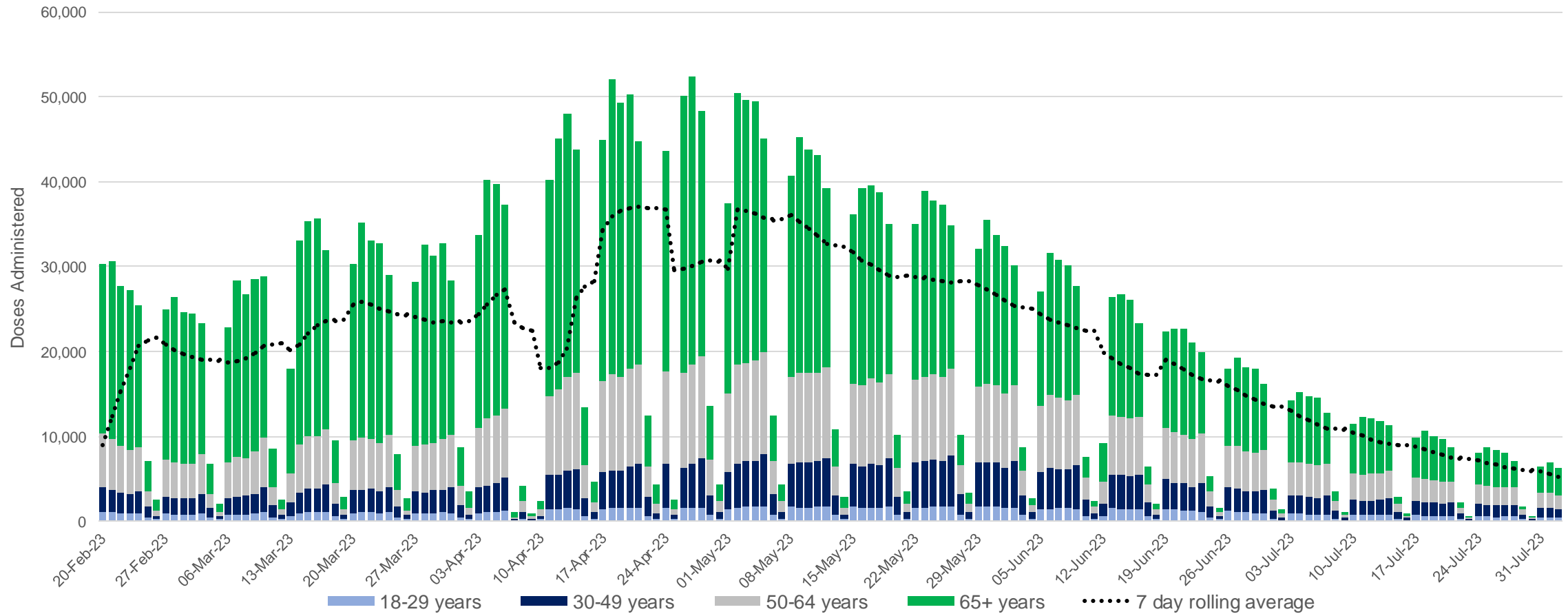
##Unvaccinated population is based on the total Estimated Resident Population minus individuals who have a dose recorded in the Australian Immunisation Register.

###State breakdown is based on the state in which a vaccine was physically administered, and may differ from a person's residential address.

COVID-19 2023 Booster Doses

Data as at: 02 Aug 2023

Number of 2023 Booster Doses* administered by week# and age group##



*The 2023 Booster program commenced on 20 February 2023. Some doses may have been administered before the official commencement date.

##Date is based on the date a dose was physically administered rather than the date the information was recorded/known.

###The number of doses by age group is based on an individual's current age and may be different from the age at vaccination.

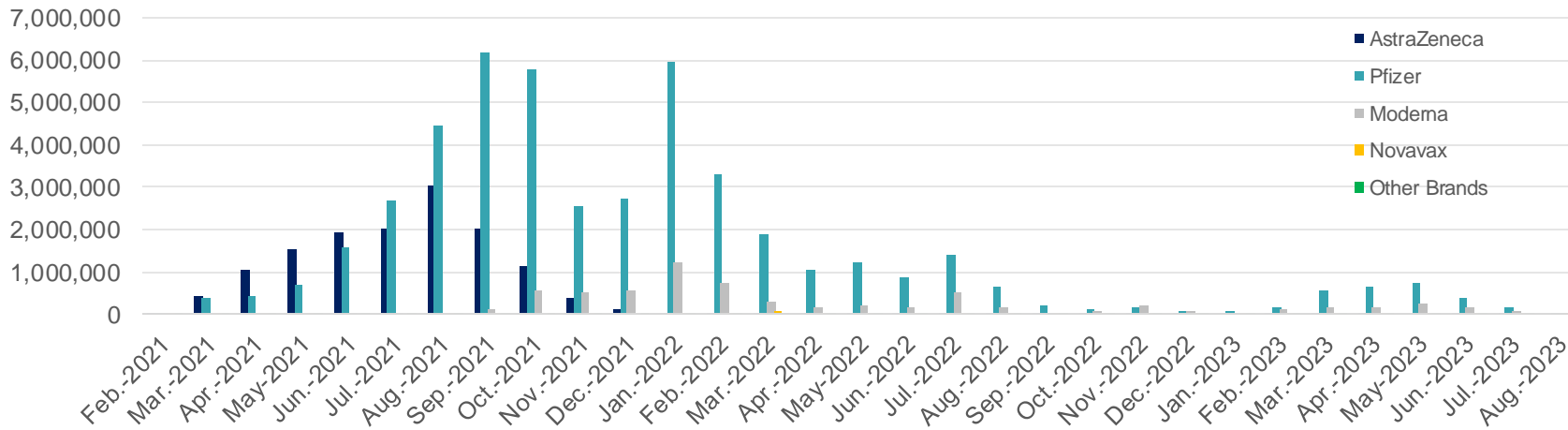
The number of people with a dose will not match the number of doses administered. This can occur when a person receives a valid dose but then permanently leaves Australia, when a person receives multiple doses in a short time period (such as a specific health recommendation or a vaccine administration error), or in the case of data input errors into the Australian Immunisation Register.

Source: Australian Immunisation Register

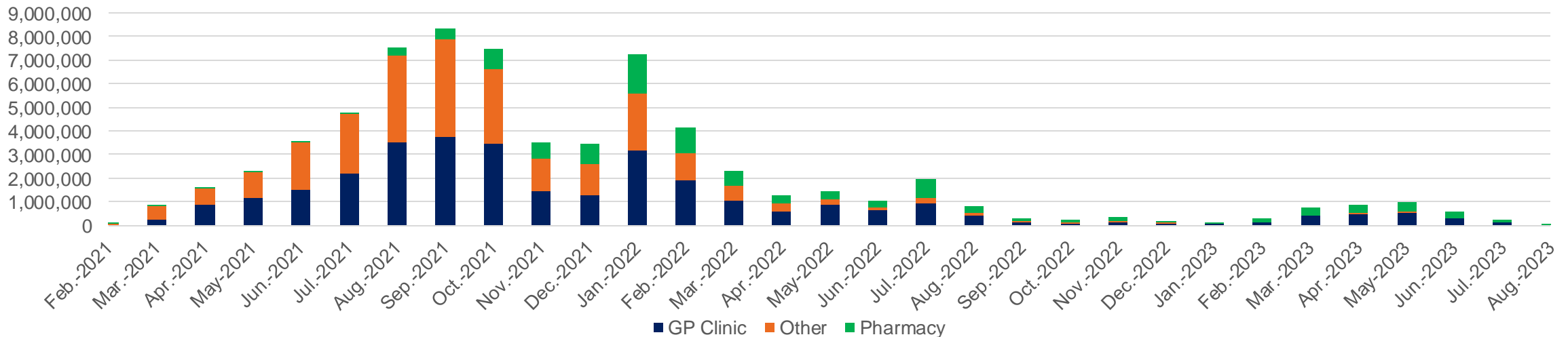
COVID-19 vaccines administered over time

Data as at: 02 Aug 2023

Number of doses administered by month and vaccine brand



Number of doses administered by month since start of rollout



A small number of doses are not included in the above graph as they were administered internationally to Australians prior to 20 February 2021. Other consists of Aged Care and Disability, Jurisdictions, and Other Primary Care channels.

Source: Australian Immunisation Register

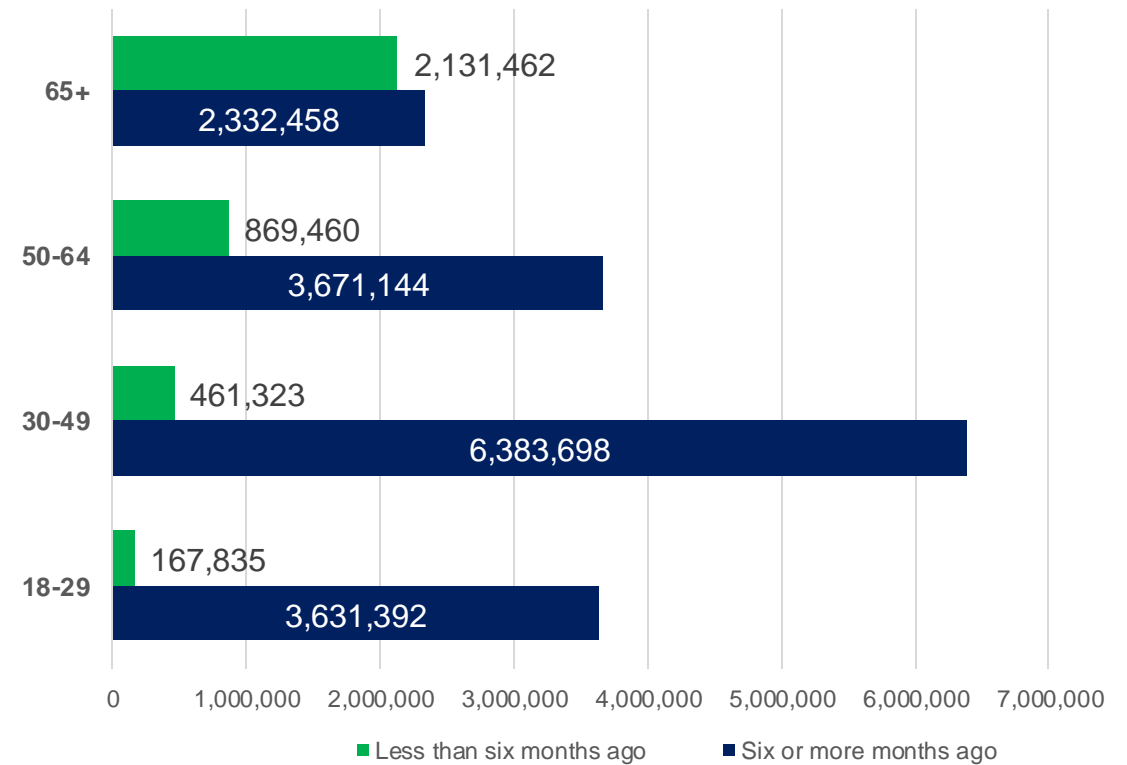
Data as at: 02 Aug 2023

Vaccinations by age and location

Time since individuals last vaccination by residential state (18+)

Residential state*	Less than six months ago	Six or more months ago	Unvaccinated#
National	3,630,080	16,018,692	390,951
ACT	92,217	253,250	9,805
NSW	1,129,414	5,044,352	146,432
NT	15,059	151,061	20,978
QLD	657,375	3,150,953	225,165
SA	281,502	1,069,193	80,200
TAS	119,090	313,377	20,559
VIC	960,004	4,112,526	61,147
WA	357,663	1,710,932	53,596
Unknown/Other	17,756	213,048	N/A

Time since individuals last vaccination by age (18+)



*Residential state is based on a person's usual state of residence. In some cases, a residential address may be in Other Territories or unable to be linked to a state and result in unknown values.
 #Unvaccinated population is based on the total Estimated Resident Population minus individuals who have a dose recorded in the Australian Immunisation Register.


Source: Australian Immunisation Register

Aboriginal and Torres Strait Islander peoples

Data as at: 02 Aug 2023



105,235
First Nations individuals aged 5 to 17 have received a vaccination

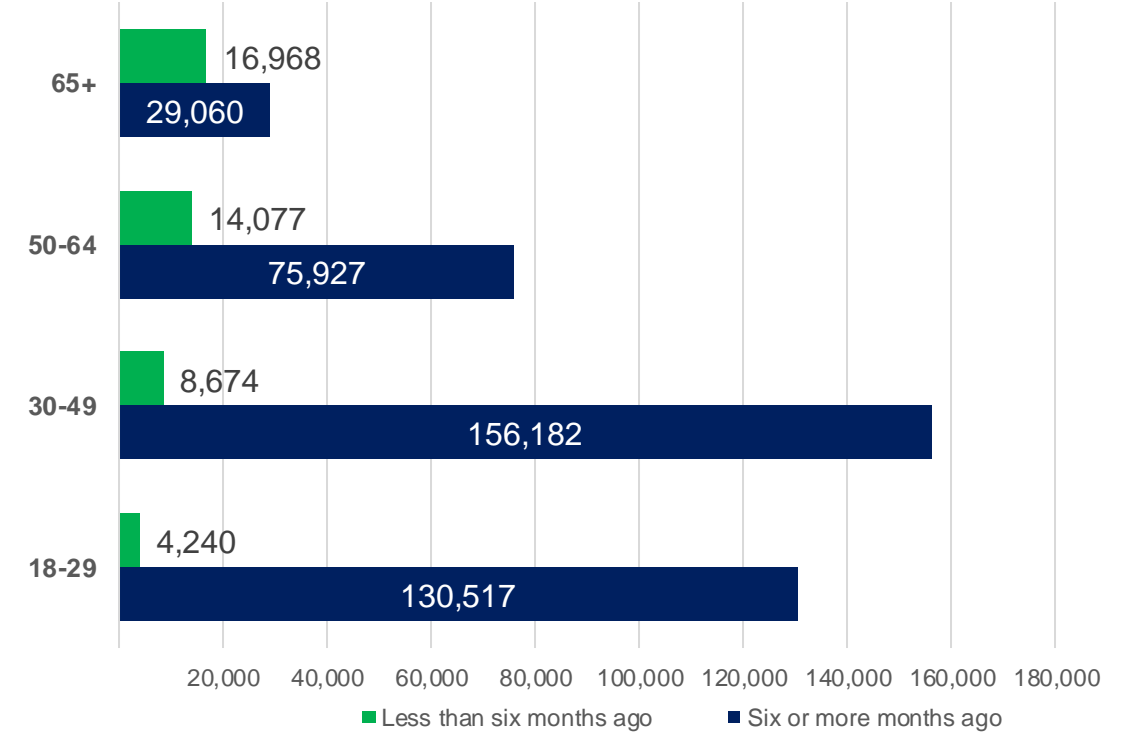


44,647
First Nations individuals (18+) have received a 2023 Booster Dose

Time since First Nations individuals last vaccination by state (18+)

Residential state*	Less than six months ago	Six or more months ago	Unvaccinated [#]
National	43,959	391,686	70,673
ACT	769	3,911	<500
NSW	15,336	118,201	17,718
NT	2,213	35,542	3,992
QLD	11,196	103,734	23,475
SA	2,313	17,685	4,353
TAS	2,476	11,093	1,619
VIC	4,530	31,455	3,573
WA	3,933	48,556	7,067
Unknown/Other	1,193	21,509	8,492


Time since First Nations individuals last vaccination by age (18+)



*Residential state is based on a person's usual state of residence. In some cases, a residential address may be in Other Territories or be unable to be linked to a state and result in unknown values.
 Identification as Aboriginal and/or Torres Strait Islander in the Australian Immunisation Register is optional and the estimated population may be under reported.
[#]Unvaccinated population is based on the total First Nations population in the Australian Immunisation Register minus First Nations individuals who have a dose recorded in the Australian Immunisation Register.
 Source: Australian Immunisation Register


Data as at: 02 Aug 2023

Residential aged care vaccination rollout



96,042 (64.4%)
 estimated eligible aged care residents with a COVID-19 2023 Booster Dose#

An additional **1,718** aged care residents have received a COVID-19 2023 Booster Dose since last week.



112,085 (60.7%)
 aged care residents estimated with a vaccine dose or infection in the last six months (with recent immunity and not currently eligible for a 2023 Booster Dose)

Aged care COVID-19 2023 Booster Doses

Jurisdiction	2023 Booster Doses	
	% of estimated eligible residents vaccinated	Residents vaccinated
National	64.4%	96,042
ACT	72.1%	1,424
NSW	64.9%	30,925
NT	46.7%	<200
QLD	60.3%	18,075
SA	64.4%	8,370
TAS	74.8%	2,734
VIC	68.2%	26,851
WA	56.7%	7,486

#The estimated eligible population is made up of residents who have completed their COVID-19 primary course, and had their last COVID-19 vaccine dose or infection more than six months ago. As residential aged care populations are fluid, and case overlay is not exact, eligible populations for vaccination are an estimate only and there is an administrative lag with the aged care recipient data which is linked to Australian Immunisation Register data. Counts may fluctuate due to enhancements to data over time.

Source: Matched Australian Immunisation Register data of residents in permanent residential aged care homes

Data as at:
23 July 2023

National Disability Insurance Scheme (NDIS) reported vaccinations

2023 Booster Doses administered to NDIS participants (18+)

64,871

+1,111

(weekly increase)

Time since NDIS participants last vaccination by state (18+)

State	Less than six months ago	Six or more months ago	Unvaccinated [#]
National	63,780	215,448	24,468
ACT	1,691	3,465	288
NSW	19,667	66,003	6,787
NT	397	2,142	229
QLD	11,336	43,627	6,841
SA	5,080	17,729	2,575
TAS	2,049	4,829	599
VIC	17,946	56,722	5,122
WA	5,608	20,865	1,997

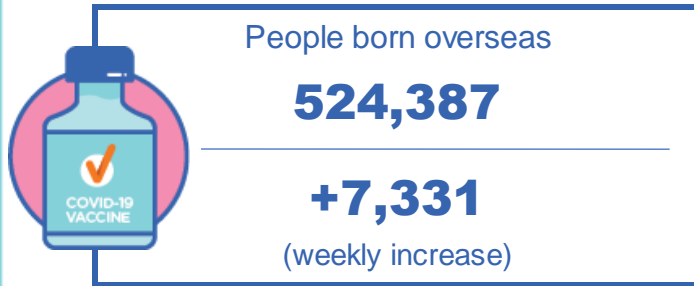
Includes all participants regardless of residence type.
[#]Unvaccinated population is based on the total NDIS population linked in MADIP minus those who have a dose recorded in the Australian Immunisation Register.
 Small negative changes may appear when compared with the previous report due to perturbation, data maturity and changes in population sizes.

Source: Australian Immunisation Register linked to the Multi-Agency Data Integration Project (MADIP)

Individuals with Culturally and Linguistically Diverse* (CALD) backgrounds

Data as at:
23 July 2023

2023 Booster Doses administered (18+)



Time since CALD individuals last vaccination by state (18+)

State	Born overseas			Speaks a language other than English at home		
	Less than six months ago	Six or more months ago	Unvaccinated [#]	Less than six months ago	Six or more months ago	Unvaccinated [#]
National	502,517	3,640,501	214,350	341,055	3,449,208	212,402
ACT	15,131	69,376	3,166	10,369	64,147	3,095
NSW	181,437	1,348,762	75,035	132,372	1,347,599	83,875
NT	2,033	26,860	1,251	1,307	23,858	1,389
QLD	64,065	474,302	42,260	36,848	384,864	31,216
SA	29,381	194,525	15,614	18,977	185,318	16,601
TAS	7,855	32,392	2,463	3,710	26,253	1,782
VIC	152,756	1,128,419	54,828	110,677	1,119,495	59,638
WA	49,557	359,829	19,310	26,504	292,019	14,433

*Individuals with culturally and linguistically diverse (CALD) backgrounds are as reported in the 2021 Census and do not include Aboriginal and Torres Strait Islander peoples. The Born Overseas cohort excludes those born in the United Kingdom, Ireland and New Zealand. The data excludes those who have since departed Australia and deceased persons since the 2021 Census. There is an overlap across CALD cohorts where individuals may have reported they had more than one CALD characteristic in the 2021 Census.

[#]Unvaccinated population is based on the total cohort from the 2021 Census linked in MADIP minus those who have a dose recorded in the Australian Immunisation Register.

Counts may fluctuate due to enhancements to data over time.

Small negative changes may appear when compared with the previous report due to perturbation, data maturity and changes in population sizes.

Source: Australian Immunisation Register linked to the Multi-Agency Data Integration Project (MADIP)

Explanatory notes

Please note that a person's COVID-19 infection history cannot be linked to their vaccination records at this time. This means we cannot estimate population eligibility or provide information on population coverage. For this reason, the number of boosters and the number of people based on their time since last vaccination have been provided.

The Australian Immunisation Register (AIR): the Australian Immunisation Register is a national register that records all vaccines given to people in Australia.

Doses administered: the total number of COVID-19 vaccination records in the Australian Immunisation Register. This includes all records, including vaccine administration errors, doses that were administered to people who are no longer active in Australia (relocated or passed away), and doses administered to people overseas who have since interacted with the Australian health system. The number of doses administered is different to the number of people with a dose. The number of doses administered is normally shown by the provider state, while the number of people with a dose is normally shown by a person's residential state.

Time Since Last Vaccination: the time that has elapsed since a person's last recorded COVID-19 vaccine, based on the administration date in the Australian Immunisation Register.

2023 Booster Doses: any booster dose administered since 01 January 2023, to individuals aged 18 and over.

Age: unless otherwise specified, age is calculated based on the age of a person at the time of reporting. It is possible for a person to move across cohorts over time however they are counted in only one cohort at the time of reporting.

Aboriginal and Torres Strait Islander peoples: the Aboriginal and Torres Strait Islander population refers to the number of individuals that identify as Aboriginal and Torres Strait Islander in the Australian Immunisation Register. Identifying as Aboriginal and/or Torres Strait Islander is optional, and the estimated population may be under reported. Numbers include all Aboriginal and Torres Strait Islander peoples who have received a vaccination and are not limited to those administered in an ACCHS setting.

Other Priority Populations: some cohorts of interest are unable to be identified in the Australian Immunisation Register alone. For information on these priority populations, please refer to the caveats with the data, as these use different data assets and may have different methodologies that are not directly comparable to the general population.

International doses: vaccination doses that are recognised by the Therapeutic Goods Administration (TGA) and were physically administered outside of Australia to people included in the Australian Immunisation Register. Please note that many of these doses are assigned to a default provider with a location in the Australian Capital Territory.

Weekly increases: are the difference between the reported total from last week and the total this week. This captures all new records uploaded into the Australian Immunisation Register, even if the doses were not physically administered during this time period (i.e., if a provider enters a record late).

Update information: vaccine data is sourced from the Australian Immunisation Register as at 11:59pm 02 August 2023 unless otherwise noted.