



# COVID-19 outbreaks in Australian residential aged care facilities

## National snapshot

As at 8:00 am 24 August 2023 there are 486 active COVID-19 cases in 88 active outbreaks in residential aged care facilities across Australia. There have been 36 new outbreaks, 9 new resident deaths and 314 combined new resident and staff cases reported since 17 August 2023.

**Table 1: Aged Care COVID-19 data as at 8.00am 24 August 2023<sup>1</sup>**

Category	Active <sup>2</sup>	Previous 7 days	Cumulative Total	Previous 7 days
Outbreaks <sup>3</sup>	88	1	16,050	36
Residential Aged Care Facilities affected	88	1	2,835	0
Resident Cases <sup>4</sup>	344	-68	156,967	215
Resident Deaths	N/A	N/A	5,859	9
Staff Cases	142	-9	91,405	99

Residential aged care homes with active outbreaks are included in Appendix 1.

**Table 2: Overview of Active Outbreaks in Australia**

	ACT	NSW	NT	QLD	SA	TAS	VIC	WA	Total
Total Facilities with outbreaks	1	27	0	23	4	3	24	6	88
Total number of active resident cases	6	126	0	102	9	9	80	12	344
Total number of active staff cases	2	46	0	55	5	7	21	6	142
Total Outbreaks Opened in Previous 7 Days	1	10	0	8	2	0	12	3	36
Total Outbreaks Closed in Previous 7 Days	0	8	0	7	3	2	8	7	35

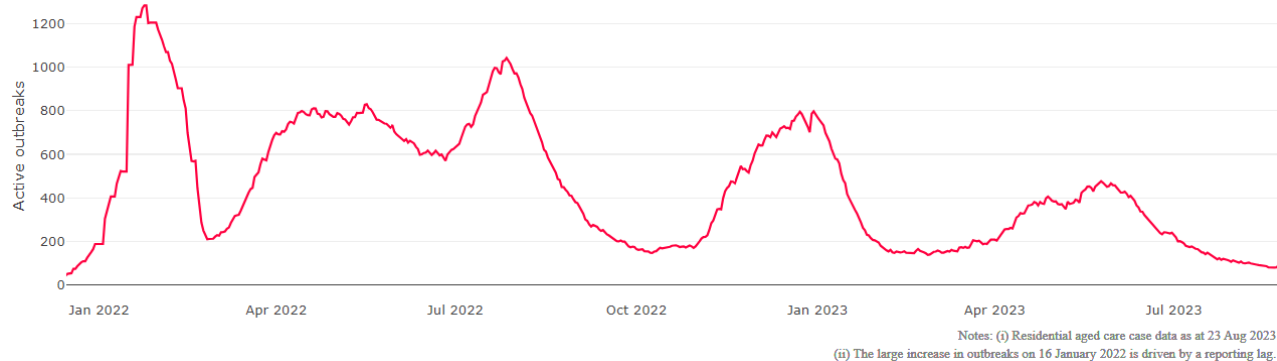
<sup>1</sup> Outbreak opening and closure includes changes in the status of exposure sites to outbreaks (and vice versa), which are applied retrospectively to facility records. New case information can also change the status of a recovered site back to an active outbreak site. As a result, changes in active outbreak status may not align with day on day variations to active totals. These adjustments will also affect the number of cases in staff and residents reported each week.

<sup>2</sup> Active residents and staff cases are the total currently positive cases in active outbreaks

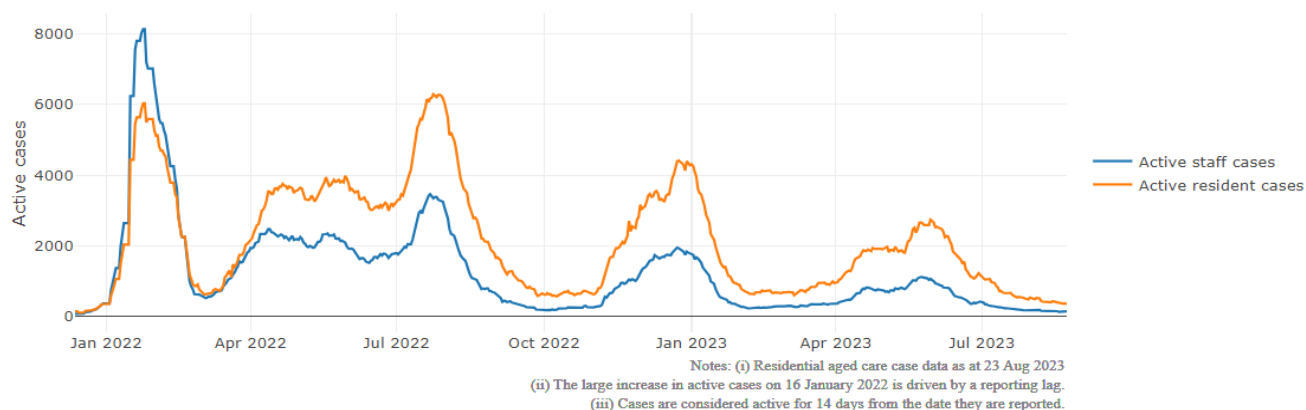
<sup>3</sup> An outbreak is considered to be active pending advice from the relevant Public Health Unit. An outbreak is defined as at least 1 positive case in a resident or 2+ cases in staff.

<sup>4</sup> Case numbers and numbers of deaths are dependent upon reporting from facilities and validation of deaths from state and territory governments. This is subject to change as further information is provided.

**Figure 1: National Outbreak Trends in Aged Care**



**Figure 2: Trends in Aged Care Cases – December 2021 to Present**



## Mortality

For the period of 1 January 2023 to 19 August 2023, COVID-19 is recorded as the cause of death in 3.0 percent of all deaths in permanent residents in aged care facilities.

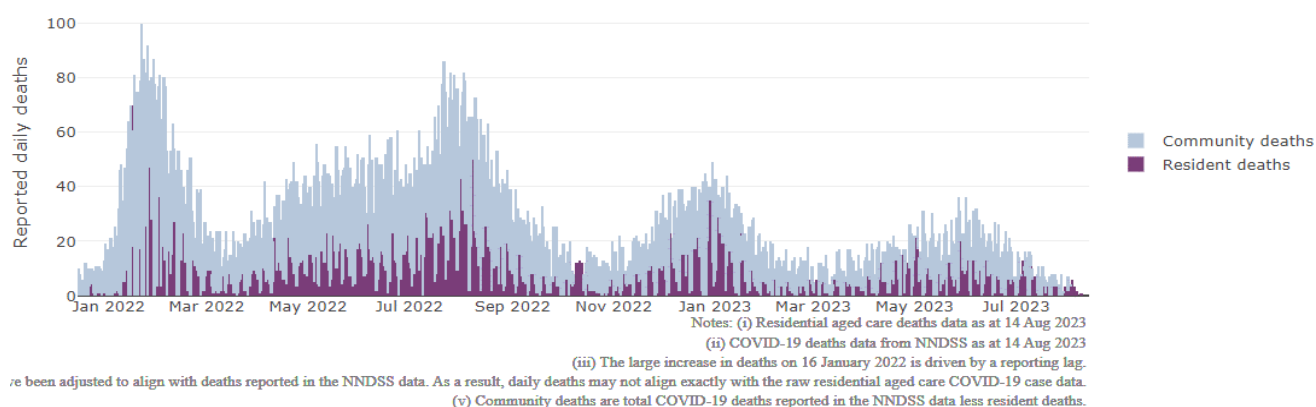
Since the beginning of the Omicron outbreak in mid December<sup>5</sup> 2021, there have been 101,951 deaths in residential aged care from all causes (report period from 15 December 2021 to 19 August 2023)<sup>6</sup>. COVID-19 deaths account for 4.9 percent of this figure.

Over the course of the pandemic, all-cause excess mortality in Residential Aged Care was below expected numbers in 2020, and within expected range in 2021.

<sup>5</sup> The Omicron outbreak start date has been redefined from late November 2021 to mid December 2021. Changes have been made to align reporting with the start date of Omicron published in the Department's external facing Epidemiology report.

<sup>6</sup> The Department is now accessing aged care deaths data from the SIEBEL dataset. Figures are live and subject to change. Source: Department of Health and Aged Care unpublished data / SIEBEL dataset.

**Figure 3: COVID-19 Deaths in Residential Aged Care Facilities overlaid with Community deaths**



### Workforce in active residential aged care outbreaks

As at 25 August 2023, workforce surge staff have filled a total of 177,571 shifts in aged care services impacted by COVID-19, including 309 in the past 7 days. In the past 7 days (to 25 August) surge workforce providers have assisted 14 residential aged care homes. These shifts include roles for GPs, nurses, care workers, allied health workers, executive and ancillary staff. This includes:

**Table 3: Workforce resources supplied to residential aged care facilities**

Workforce provider	Total Shifts	Previous 7 days
Recruitment, Consulting and Staffing Association	103,852	2
Healthcare Australia (Workforce Surge)	14,870	14
Healthcare Australia (NACER)	2,295	N/A
Mable	2,711	N/A
Aspen Medical	24,945	62
HealthX	24,842	231
Torrens	4,056	N/A

The Australian Defence Force provided support to a total of 542 residential aged care homes between February and September 2022. The ADF deployment ceased on 30 September 2022.

### Oral antiviral treatments

Distribution of the oral anti-viral Lagevrio (Molnupiravir) commenced on 6 February 2022 to all RACFs with outbreak sites prioritised for delivery. The National Medical Stockpile has deployed 48,269 treatment courses of Lagevrio (Molnupiravir) to aged care facilities.

76,044 prescriptions for Lagevrio (Molnupiravir) have been issued to residents in residential aged care facilities, with a further 6,225 prescriptions for Paxlovid (nirmatrelvir + ritonavir) also issued since 28 February 2022 and up to 20 August 2023.

## Vaccination in Residential Aged Care Facilities

People living in residential aged care homes remain a high priority for the Government's COVID-19 vaccination program. The Department is continuing to communicate with both the aged care and primary care sectors, reinforcing the importance of uptake and promoting the 2023 booster dose via regular newsletters, bulletins, social media videos and webinars.

All aged care residents who have not had a COVID-19 vaccination, or a COVID-19 infection within the last 6 months, continue to be offered a 2023 booster dose. The added protection from vaccination is especially important for aged care residents and will help reduce the risk of severe illness or hospitalisation.

The Department continues to work with Primary Health Networks to support residential aged care homes across Australia to arrange COVID-19 vaccination in-reach clinics with local primary care providers such as GPs, community pharmacists, and Aboriginal Community Controlled Health Services.

As at 23 August 2023:

- of those aged care residents who have been eligible for a booster dose since January 2023, 100,430 (66.9%) eligible residents have received a 2023 booster dose. This is an additional 938 residents since last week.
  - Eligibility for the vaccine under current settings is fluid, with people becoming eligible as they reach 6 months after a COVID-19 infection. This means that aged care residents who are now eligible may have only recently become eligible.
- 98% of residential aged care homes are recording residents vaccinated with the 2023 booster.
- 114,922 (62.2%) residents are estimated to have had a recent immunising event of a vaccine dose (including the 2023 booster), or COVID-19 infection in the last 6 months and are therefore not currently eligible for a 2023 booster dose.

The estimated eligible population is made up of residents who have completed their COVID-19 primary course and had their last COVID-19 vaccine dose or infection more than 6 months ago. As residential aged care populations are fluid, and case overlay is not exact, eligible populations for vaccination are an estimate only.

**Table 4: Aged Care COVID-19 2023 Booster Doses (data as at 23 August 2023)**

<b>Jurisdiction</b>	<b>% of estimated eligible residents vaccinated</b>	<b>Residents vaccinated</b>
National	66.9%	100,430
ACT	75.9%	1,501
NSW	67.1%	32,132
NT	49.1%	<200
QLD	63.2%	19,084
SA	67.6%	8,886
TAS	76.8%	2,811
VIC	70.2%	27,747
WA	60.9%	8,080

Source: Matched AIR data of residents in permanent residential aged care facilities. An updated data methodology was implemented on 26 July 2023 which may cause fluctuations to % of Estimated Eligible Residents Vaccinated and Resident Vaccinated figures

## Infection control and audit

People living in residential aged care homes remain a high priority for the Government's COVID-19 vaccination program. The Department is continuing to communicate with both the aged care and primary care sectors, reinforcing the importance of uptake and promoting the 2023 booster dose via regular newsletters, bulletins, social media videos and webinars.

All aged care residents who have not had a COVID-19 vaccination, or a COVID-19 infection within the last 6 months, continue to be offered a 2023 booster dose. The added protection from vaccination is especially important for aged care residents and will help reduce the risk of severe illness or hospitalisation.

The Department continues to work with Primary Health Networks to support residential aged care homes across Australia to arrange COVID-19 vaccination in-reach clinics with local primary care providers such as GPs, pharmacists, and Aboriginal Community Controlled Health Services.

As at 24 August 2023, the Commission had conducted 5,266 ICM spot checks to observe infection control practices and PPE protocols in residential aged care facilities.

**Table 5: Total Quality Assessment and Monitoring Activities with residential services (including IPC), by type and month 1 March 2020 to 24 August 2023**

Regulatory Activities	2019-20 (1 Mar - 30 Jun 2020)	2020-21	2021-22	2022-23	2023-24	Total
					(to 24 Aug)	
Site visits	318	3,452	1,732	3,687	485	9,674
Non-site activities	3,709	8,382	6,665	1,413	62	20,231
Total activities	<b>4,027</b>	<b>11,834</b>	<b>8,397</b>	<b>5,100</b>	<b>547</b>	<b>29,905</b>

## Appendix 1: National residential aged care services with Active outbreaks COVID-19

Please note, information reported in this table has been directly reported to the Department of Health and Aged Care by residential aged care facilities. Total cases refers to all staff and resident cases associated with the active outbreak and may not reflect the count of currently active cases. Where numbers have been incorrectly reported, facilities are able to correct these in the COVID-19 Support Portal through My Aged Care. Where a facility is reporting less than six resident or staff cases or less than six deaths, data has been suppressed to protect the privacy of affected individuals (note that “n/p” indicates data is not provided to protect privacy).

Service Name	State	Resident Deaths	Resident Cases	Staff Cases	Total Incidents
Jindalee Aged Care Residence	Australian Capital Territory	0	6	<6	n/p
Ainslie House	New South Wales	<6	9	11	20
Anglican Care Bishop Tyrrell Place	New South Wales	0	<6	0	<6
Buckland	New South Wales	0	12	<6	n/p
Calvary Cessnock Retirement Community	New South Wales	0	<6	0	<6
Catholic Healthcare Holy Spirit Casula	New South Wales	0	7	<6	n/p
Catholic Healthcare Maranatha Lodge	New South Wales	0	27	11	38
Catholic Healthcare Percy Miles Villa	New South Wales	0	<6	<6	<6
Estia Health Bexley Park	New South Wales	0	<6	0	<6
Frederic House	New South Wales	0	<6	0	<6
Gillawarna Village	New South Wales	0	13	<6	n/p
HammondCare Mason	New South Wales	0	<6	0	<6
Hawkesbury Living Pty Limited	New South Wales	0	<6	0	<6
Heritage Pennant Hills	New South Wales	0	14	<6	n/p
Murrayvale Aged Care	New South Wales	0	14	<6	n/p
Peninsula Villages Ltd	New South Wales	0	<6	<6	<6
Randwick Montefiore Home	New South Wales	0	0	<6	<6
Ron Middleton VC Gardens	New South Wales	0	16	<6	n/p
SummitCare Wallsend	New South Wales	0	0	<6	<6
Tallwoods Corner Aged Care Service	New South Wales	0	14	0	14
Terrey Hills Nursing Home	New South Wales	0	<6	0	<6
Uniting Abrina Ashfield	New South Wales	0	<6	<6	6

Service Name	State	Resident Deaths	Resident Cases	Staff Cases	Total Incidents
Uniting Elanora Shellharbour	New South Wales	<6	24	<6	n/p
Uniting The Marion Leichhardt	New South Wales	0	13	<6	n/p
Uniting Wesley Heights Manly	New South Wales	0	<6	<6	<6
Wallsend Aged Care Facility	New South Wales	0	<6	<6	7
Warrigal Care Mt Warrigal	New South Wales	0	<6	0	<6
Woodport Aged Care Plus Centre	New South Wales	0	14	7	21
Anam Cara	Queensland	0	<6	0	<6
Arcare Helensvale St James	Queensland	0	9	<6	n/p
Arcare North Lakes	Queensland	0	19	<6	n/p
Arcare North Shore	Queensland	0	<6	<6	<6
Ashmore Gardens Care Community	Queensland	0	26	6	32
Berrinba Greens Care Community	Queensland	0	7	<6	n/p
Blue Care Bundaberg Riverlea Aged Care Facility	Queensland	0	<6	<6	<6
Bolton Clarke Cazna Gardens	Queensland	0	<6	0	<6
Bribie Cove	Queensland	0	6	<6	n/p
Calvary Noosa	Queensland	0	8	8	16
Clifton Nursing Home	Queensland	0	11	7	18
Dovetree	Queensland	0	<6	<6	<6
Estia Health Gold Coast	Queensland	0	<6	<6	<6
Infinite Care Mount Lofty	Queensland	0	14	<6	n/p
Jeta Gardens Aged Care Facility	Queensland	0	11	<6	n/p
Lutheran Services - Trinder Park	Queensland	0	6	<6	n/p
Nambour Gardens Care Community	Queensland	0	18	9	27
NewDirection Care at Bellmere	Queensland	0	<6	<6	6
Regis Lutwyche	Queensland	0	28	<6	n/p
St Nicholas Aged Care	Queensland	0	26	13	39
Sunnymeade Park Aged Care Community	Queensland	0	10	<6	n/p
Torbay	Queensland	0	<6	<6	6



Service Name	State	Resident Deaths	Resident Cases	Staff Cases	Total Incidents
Villa Maria Centre	Queensland	0	<6	0	<6
Copperhouse Court Hostel	South Australia	0	7	<6	n/p
Eldercare Seaford	South Australia	0	<6	0	<6
Eldercare The Village	South Australia	0	12	8	20
St Basil's at Croydon Park	South Australia	0	<6	0	<6
Hawthorn Village	Tasmania	0	<6	<6	9
The Gardens	Tasmania	0	<6	<6	<6
Uniting AgeWell Strathglen	Tasmania	0	8	<6	n/p
AdventCare Yarra Ranges	Victoria	0	26	18	44
Aurum Plenty	Victoria	0	7	0	7
Baptcare Wyndham Lodge Community	Victoria	0	<6	<6	6
Bethel Aged Care	Victoria	0	<6	0	<6
Calvary Elouera	Victoria	0	<6	0	<6
Casey Aged Care	Victoria	7	10	0	10
Drysdale Grove	Victoria	0	<6	<6	<6
Estia Health Bannockburn	Victoria	0	8	<6	n/p
Estia Health Epping VIC	Victoria	0	<6	0	<6
Estia Health Knoxfield	Victoria	0	<6	0	<6
Heritage Gardens	Victoria	0	<6	0	<6
Hope Aged Care Brunswick	Victoria	0	8	<6	n/p
Hope Aged Care Gladstone Park	Victoria	0	6	<6	n/p
Mercy Place Northcliffe	Victoria	0	<6	<6	<6
Monash Gardens	Victoria	0	7	0	7
Ocean Mist Aged Care	Victoria	0	<6	<6	<6
Otway Health Multi-Purpose Service	Victoria	0	<6	<6	<6
Parkdale Aged Care	Victoria	0	<6	<6	7
Peninsula Grange Aged Care	Victoria	0	10	6	16
Rupanyup District Nursing Home	Victoria	<6	8	<6	n/p

Service Name	State	Resident Deaths	Resident Cases	Staff Cases	Total Incidents
<b>Swan Hill District Nursing Home</b>	Victoria	0	<6	<6	<6
<b>Trevi Court</b>	Victoria	0	7	<6	n/p
<b>Twin Parks Aged Care Centre</b>	Victoria	0	17	<6	n/p
<b>Villa Maria Catholic Homes Providence Aged Care Residence</b>	Victoria	0	7	8	15
<b>Bethanie Fields</b>	Western Australia	0	<6	<6	<6
<b>Juniper Ella Williams</b>	Western Australia	0	6	<6	n/p
<b>Nazareth House Geraldton</b>	Western Australia	0	<6	<6	<6
<b>Regents Garden Four Seasons Booragoon</b>	Western Australia	0	9	<6	n/p
<b>Regis Bunbury</b>	Western Australia	0	14	<6	n/p
<b>Treeby Parklands Care Community</b>	Western Australia	0	<6	0	<6