



COVID-19 outbreaks in Australian residential aged care facilities

National snapshot

As at 8:00 am 10 August 2023 there are 614 active COVID-19 cases in 106 active outbreaks in residential aged care facilities across Australia. There have been 48 new outbreaks, 7 new resident deaths and 524 combined new resident and staff cases reported since 27 July 2023.

Table 1: Aged Care COVID-19 data as at 8.00am 27 July 2023¹

Category	Active ²	Previous 7 days	Cumulative Total	Previous 7 days
Outbreaks ³	106	0	15,967	48
Residential Aged Care Facilities affected	106	0	2,834	2
Resident Cases ⁴	441	-73	156,373	377
Resident Deaths	N/A	N/A	5,843	7
Staff Cases	173	20	91,178	147

Residential aged care homes with active outbreaks are included in Appendix 1.

Table 2: Overview of Active Outbreaks in Australia

	ACT	NSW	NT	QLD	SA	TAS	VIC	WA	Total
Total Facilities with outbreaks	0	28	0	32	5	3	23	15	106
Total number of active resident cases	0	115	0	138	36	9	89	54	441
Total number of active staff cases	0	45	0	61	15	1	25	26	173
Total Outbreaks Opened in Previous 7 Days	0	12	0	12	1	1	14	8	48
Total Outbreaks Closed in Previous 7 Days	1	11	0	13	6	1	13	3	48

¹ Outbreak opening and closure includes changes in the status of exposure sites to outbreaks (and vice versa), which are applied retrospectively to facility records. New case information can also change the status of a recovered site back to an active outbreak site. As a result, changes in active outbreak status may not align with day on day variations to active totals. These adjustments will also affect the number of cases in staff and residents reported each week.

² Active residents and staff cases are the total currently positive cases in active outbreaks

³ An outbreak is considered to be active pending advice from the relevant Public Health Unit. An outbreak is defined as at least 1 positive case in a resident or 2+ cases in staff.

⁴ Case numbers and numbers of deaths are dependent upon reporting from facilities and validation of deaths from state and territory governments. This is subject to change as further information is provided.

Figure 1: National Outbreak Trends in Aged Care

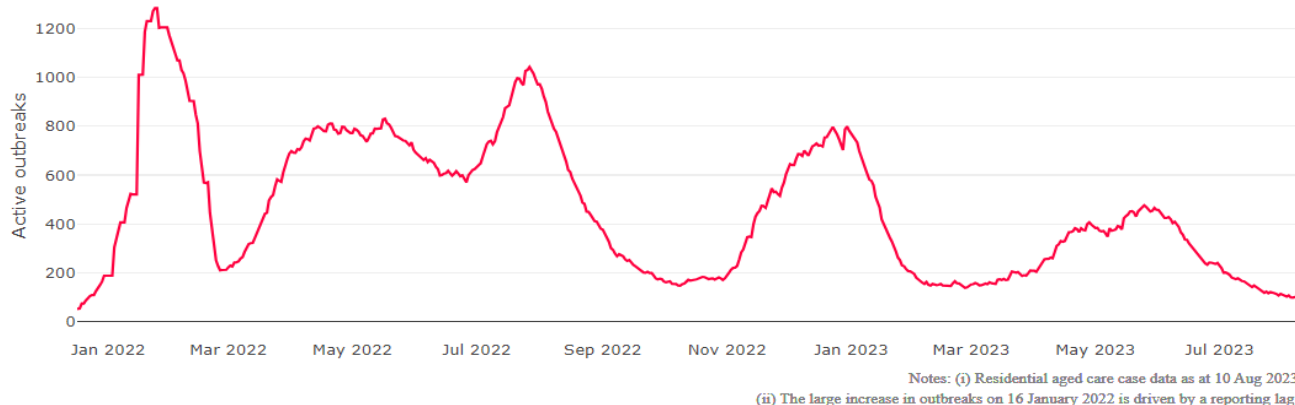
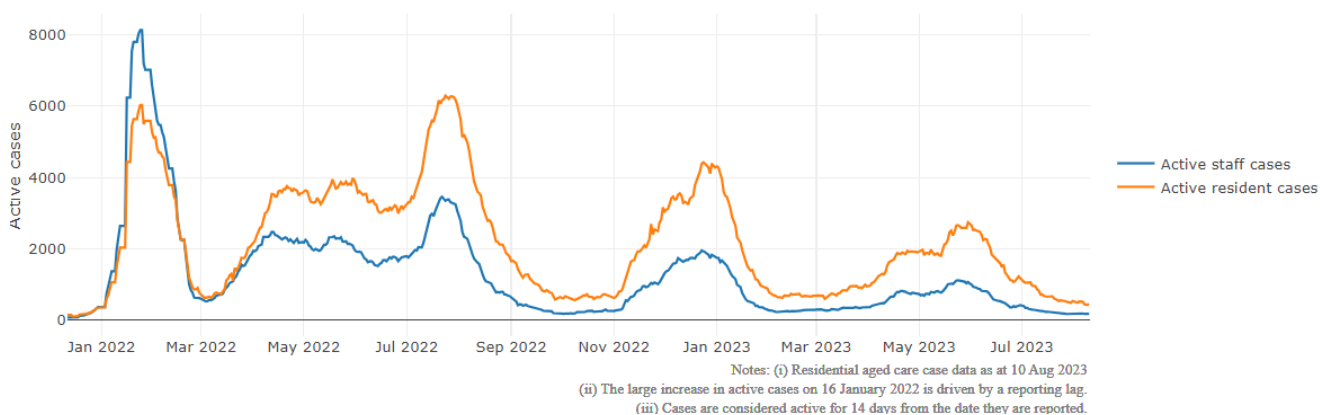


Figure 2: Trends in Aged Care Cases – December 2021 to Present



Mortality

For the period of 1 January 2023 to 5 August 2023, COVID-19 is recorded as the cause of death in 3.2 percent of all deaths in permanent residents in aged care facilities.

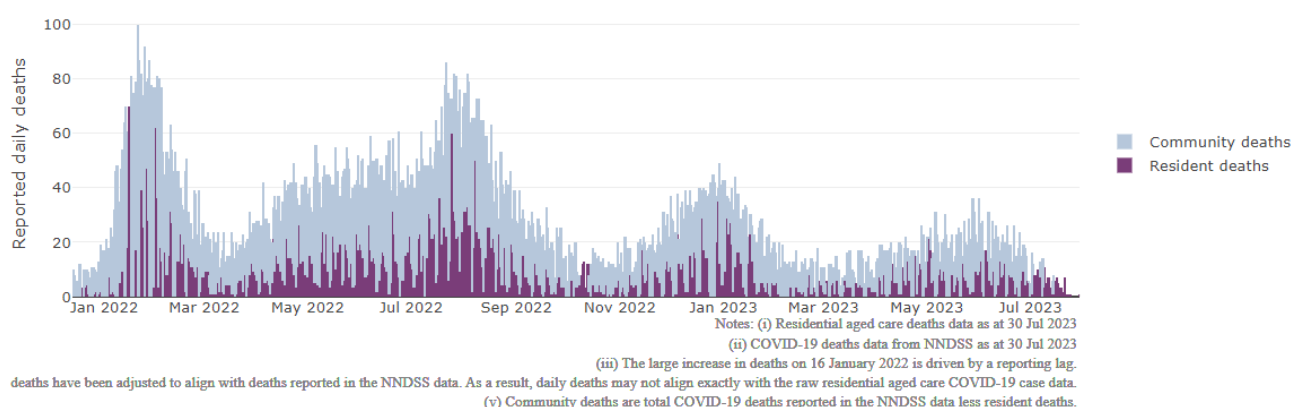
Since the beginning of the Omicron outbreak in mid December⁵ 2021, there have been 97,380 deaths in residential aged care from all causes (report period from 15 December 2021 to 5 August 2023)⁶. COVID-19 deaths account for 5.1 percent of this figure.

Over the course of the pandemic, all-cause excess mortality in Residential Aged Care was below expected numbers in 2020, and within expected range in 2021.

⁵ The Omicron outbreak start date has been redefined from late November 2021 to mid December 2021. Changes have been made to align reporting with the start date of Omicron published in the Department's external facing Epidemiology report.

⁶ The Department is now accessing aged care deaths data from the SIEBEL dataset. Figures are live and subject to change. Source: Department of Health and Aged Care unpublished data / SIEBEL dataset.

Figure 3: COVID-19 Deaths in Residential Aged Care Facilities overlaid with Community deaths



Workforce in active residential aged care outbreaks

As at 11 August 2023, workforce surge staff have filled a total of 176,868 shifts in aged care services impacted by COVID-19, including 307 in the past 7 days. In the past 7 days (to 11 August) surge workforce providers have assisted 15 residential aged care homes. These shifts include roles for GPs, nurses, care workers, allied health workers, executive and ancillary staff. This includes:

Table 3: Workforce resources supplied to residential aged care facilities

Workforce provider	Total Shifts	Previous 7 days
Recruitment, Consulting and Staffing Association	103,841	0
Healthcare Australia (Workforce Surge)	14,834	3
Healthcare Australia (NACER)	2,295	N/A
Mable	2,711	N/A
Aspen Medical	24,799	127
HealthX	24,332	177
Torrens	4,056	N/A

The Australian Defence Force provided support to a total of 542 residential aged care homes between February and September 2022. The ADF deployment ceased on 30 September 2022.

Oral antiviral treatments

Distribution of the oral anti-viral Lagevrio (Molnupiravir) commenced on 6 February 2022 to all RACFs with outbreak sites prioritised for delivery. The National Medical Stockpile has deployed 48,269 treatment courses of Lagevrio (Molnupiravir) to aged care facilities.

75,463 prescriptions for Lagevrio (Molnupiravir) have been issued to residents in residential aged care facilities, with a further 6,154 prescriptions for Paxlovid (nirmatrelvir + ritonavir) also issued since 28 February 2022 and up to 6 August 2023.

Vaccination in Residential Aged Care Facilities

People living in residential aged care homes remain a high priority for the Government's COVID-19 vaccination program. The Department is continuing to communicate with both the aged care and primary care sectors, reinforcing the importance of uptake and promoting the 2023 booster dose via regular newsletters, bulletins, social media videos and webinars.

All aged care residents who have not had a COVID-19 vaccination, or a COVID-19 infection within the last 6 months, continue to be offered a 2023 booster dose. The added protection from vaccination is especially important for aged care residents and will help reduce the risk of severe illness or hospitalisation.

The Department continues to work with Primary Health Networks to support residential aged care homes across Australia to arrange COVID-19 vaccination in-reach clinics with local primary care providers such as GPs, community pharmacists, and Aboriginal Community Controlled Health Services.

As at 9 August 2023:

- of those aged care residents who have been eligible for a booster dose since January 2023, 98,178 (65.6%) eligible residents have received a 2023 booster dose. This is an additional 2,136 residents since last week.
 - Eligibility for the vaccine under current settings is fluid, with people becoming eligible as they reach 6 months after a COVID-19 infection. This means that aged care residents who are now eligible may have only recently become eligible.
- 97% of residential aged care homes are recording residents vaccinated with the 2023 booster.
- 113,789 (61.6%) residents are estimated to have had a recent immunising event of a vaccine dose (including the 2023 booster), or COVID-19 infection in the last 6 months and are therefore not currently eligible for a 2023 booster dose.

The estimated eligible population is made up of residents who have completed their COVID-19 primary course and had their last COVID-19 vaccine dose or infection more than 6 months ago. As residential aged care populations are fluid, and case overlay is not exact, eligible populations for vaccination are an estimate only.

Table 4: Aged Care COVID-19 2023 Booster Doses (data as at 9 August 2023)

Jurisdiction	% of estimated eligible residents vaccinated	Residents vaccinated
National	65.6%	98,178
ACT	74.1%	1,462
NSW	65.9%	31,488
NT	49.1%	<200
QLD	62.3%	18,725
SA	65.5%	8,535
TAS	75.3%	2,755
VIC	68.8%	27,145
WA	59.6%	7,880

Source: Matched AIR data of residents in permanent residential aged care facilities.
An updated data methodology was implemented on 26 July 2023 which may cause fluctuations to % of Estimated Eligible Residents Vaccinated and Resident Vaccinated figures

Infection control and audit

People living in residential aged care homes remain a high priority for the Government's COVID-19 vaccination program. The Department is continuing to communicate with both the aged care and primary care sectors, reinforcing the importance of uptake and promoting the 2023 booster dose via regular newsletters, bulletins, social media videos and webinars.

All aged care residents who have not had a COVID-19 vaccination, or a COVID-19 infection within the last 6 months, continue to be offered a 2023 booster dose. The added protection from vaccination is especially important for aged care residents and will help reduce the risk of severe illness or hospitalisation.

The Department continues to work with Primary Health Networks to support residential aged care homes across Australia to arrange COVID-19 vaccination in-reach clinics with local primary care providers such as GPs, pharmacists, and Aboriginal Community Controlled Health Services.

As at 10 August 2023, the Commission had conducted 5,245 ICM spot checks to observe infection control practices and PPE protocols in residential aged care facilities.

Table 5: Total Quality Assessment and Monitoring Activities with residential services (including IPC), by type and month 1 March 2020 to 10 August 2023

Regulatory Activities	2019-20 (1 Mar - 30 Jun 2020)	2020-21	2021-22	2022-23	2023-24	Total
					(to 10 Aug)	
Site visits	318	3,452	1,732	3,687	376	9,565
Non-site activities	3,709	8,382	6,666	1,407	51	20,215
Total activities	4,027	11,834	8,398	5,094	427	29,780

Appendix 1: National residential aged care services with Active outbreaks COVID-19

Please note, information reported in this table has been directly reported to the Department of Health and Aged Care by residential aged care facilities. Total cases refers to all staff and resident cases associated with the active outbreak and may not reflect the count of currently active cases. Where numbers have been incorrectly reported, facilities are able to correct these in the COVID-19 Support Portal through My Aged Care. Where a facility is reporting less than six resident or staff cases or less than six deaths, data has been suppressed to protect the privacy of affected individuals (note that “n/p” indicates data is not provided to protect privacy).

Service Name	State	Resident Deaths	Resident Cases	Staff Cases	Total Incidents
Advantaged Care at Barden Lodge	New South Wales	0	<6	0	<6
Anglican Care Storm Village	New South Wales	0	8	<6	n/p
Bangalor Retreat	New South Wales	<6	54	14	68
Blue Hills Manor	New South Wales	0	7	<6	n/p
Bupa Queens Park	New South Wales	0	12	<6	n/p
Calvary St Martin de Porres Retirement Community	New South Wales	0	<6	0	<6
Canterbury Place Care Community	New South Wales	0	7	<6	n/p
Cardinal Stepinac Village	New South Wales	0	<6	0	<6
Carino Care at Sylvania	New South Wales	0	<6	<6	<6
Catholic Healthcare Maranatha Lodge	New South Wales	0	26	11	37
Estia Health Epping - The Poplars	New South Wales	0	29	<6	n/p
Grasmere Terrace	New South Wales	<6	12	<6	n/p
Heritage Pennant Hills	New South Wales	0	6	<6	n/p
IRT Culburra Beach	New South Wales	0	16	6	22
IRT Sarah Claydon	New South Wales	0	21	7	28
Meadowbank Grove Care Community	New South Wales	<6	16	0	16
Paling Court Residential Aged Care	New South Wales	0	0	<6	<6
Presbyterian Aged Care - Thornleigh	New South Wales	0	9	<6	n/p
RFBI West Wyalong Masonic Village	New South Wales	0	9	<6	n/p
Ron Middleton VC Gardens	New South Wales	0	<6	0	<6
Scalabrini Village Allambie Heights	New South Wales	0	<6	<6	<6
Scalabrini Village Chipping Norton	New South Wales	0	11	6	17

Service Name	State	Resident Deaths	Resident Cases	Staff Cases	Total Incidents
The Palms Nursing Home	New South Wales	0	<6	0	<6
The Whiddon Group - Glenfield	New South Wales	0	7	0	7
Uniting Caroon Yamba	New South Wales	0	6	8	14
Uniting Kingscliff	New South Wales	0	<6	<6	<6
Uniting The Marion Leichhardt	New South Wales	0	<6	0	<6
Warrigal Care Shell Cove	New South Wales	0	24	<6	n/p
Arcare Eight Mile Plains	Queensland	0	<6	0	<6
Arcare Hope Island	Queensland	<6	12	7	19
Arcare North Lakes	Queensland	0	<6	<6	<6
Beuaraba Lodge	Queensland	0	<6	0	<6
Benevolent Living	Queensland	0	0	<6	<6
Bethesda Caring Centre	Queensland	0	<6	0	<6
Blue Care Beenleigh Bethania Haven Aged Care Facility	Queensland	0	10	7	17
Blue Care Capricorn Aged Care Facility	Queensland	0	22	12	34
Bolton Clarke Talbarra	Queensland	0	<6	0	<6
Calvary Noosa	Queensland	0	<6	<6	7
Carinity Summit Cottages	Queensland	0	<6	<6	<6
Estia Health Southport	Queensland	0	14	<6	n/p
Harbour Quays Residential Aged Care	Queensland	0	<6	0	<6
Infinite Care Mount Lofty	Queensland	0	9	<6	n/p
Magnolia Aged Care Coomera	Queensland	<6	23	20	43
Maranatha Aged Care	Queensland	0	25	10	35
NewDirection Care at Bellmere	Queensland	<6	11	<6	n/p
North Lakes Terrace Care Community	Queensland	0	<6	0	<6
Ozcare Noosa Heads	Queensland	0	12	<6	n/p
Palm Lake Aged Care Deception Bay	Queensland	0	13	13	26
PresCare - Alexandra Gardens	Queensland	0	0	<6	<6
Pyramid Residential Care Centre	Queensland	0	0	<6	<6

Service Name	State	Resident Deaths	Resident Cases	Staff Cases	Total Incidents
Regis Lutwyche	Queensland	0	26	<6	n/p
Sinnamon Village - Kentish Court	Queensland	0	<6	0	<6
Springwood Terrace Care Community	Queensland	0	<6	<6	9
St Nicholas Aged Care	Queensland	0	22	13	35
St Paul de Chartres Residential Aged Care	Queensland	<6	13	21	34
St Vincent's Care Services Maroochydore	Queensland	0	<6	0	<6
Sunnymeade Park Aged Care Community	Queensland	0	6	<6	n/p
The Good Shepherd Nursing Home	Queensland	0	6	<6	n/p
Torbay	Queensland	0	7	<6	n/p
Wheller Gardens - Emmaus Village	Queensland	0	<6	0	<6
ACH Group Residential Care - ViTA	South Australia	0	<6	0	<6
Copperhouse Court Hostel	South Australia	0	14	6	20
Eldercare The Village	South Australia	0	<6	<6	<6
Estia Health Strathalbyn	South Australia	0	20	<6	n/p
Matthew Flinders Home Inc	South Australia	0	30	9	39
Barrington Lodge	Tasmania	0	<6	0	<6
St Ann's	Tasmania	<6	24	<6	n/p
Uniting AgeWell Strathglen	Tasmania	0	7	<6	n/p
AdventCare Yarra Ranges	Victoria	0	6	<6	n/p
Arcare Civic Manor	Victoria	0	11	<6	n/p
Baptcare - Hedley Sutton Community	Victoria	<6	16	8	24
Baptcare The Orchards Community	Victoria	0	<6	0	<6
Bupa Ballarat	Victoria	0	6	<6	n/p
Bupa Wodonga	Victoria	<6	7	9	16
Calvary Millward	Victoria	0	<6	0	<6
Estia Health Leopold	Victoria	0	<6	0	<6
Estia Health Mount Clear	Victoria	0	<6	0	<6
Estia Health Ringwood	Victoria	0	0	<6	<6

Service Name	State	Resident Deaths	Resident Cases	Staff Cases	Total Incidents
Gorrinn House Hostel	Victoria	0	11	<6	n/p
Little Sisters of the Poor St Joseph's Home	Victoria	0	<6	0	<6
Marina Residential Aged Care Service	Victoria	0	<6	0	<6
McKellar Centre	Victoria	0	<6	<6	<6
Morrie Evans Wing Nursing Home	Victoria	0	<6	0	<6
Ocean Mist Aged Care	Victoria	0	<6	<6	<6
Peninsula Grange Aged Care	Victoria	0	8	<6	n/p
Regis Frankston	Victoria	0	14	<6	n/p
Sunset Views Manor	Victoria	0	<6	<6	<6
Sutton Park Assisted Aged Care	Victoria	0	13	0	13
Twin Parks Aged Care Centre	Victoria	0	11	0	11
Villa Maria Catholic Homes Corpus Christi Aged Care Residence	Victoria	0	6	0	6
Villa Maria Catholic Homes Providence Aged Care Residence	Victoria	0	7	7	14
Aegis Shoalwater	Western Australia	<6	31	12	43
Aegis Shoreline	Western Australia	0	6	<6	n/p
Amaroo Village McMahon Caring Centre	Western Australia	0	<6	<6	6
Bethanie Subiaco	Western Australia	0	<6	<6	<6
David, Gita and Michael Hoffman Nursing Home	Western Australia	0	<6	0	<6
Gnowangerup MPS	Western Australia	0	7	6	13
Juniper Sarah Hardey	Western Australia	0	<6	0	<6
Michael Lee Centre	Western Australia	0	8	<6	n/p
Quairading MPS	Western Australia	0	<6	<6	<6
Regents Garden Four Seasons Booragoon	Western Australia	0	<6	0	<6
Regis Bunbury	Western Australia	0	10	0	10
Residency by Dillons Narrogin	Western Australia	0	<6	<6	6
Singleton Community Aged Care	Western Australia	<6	29	11	40
Treeby Parklands Care Community	Western Australia	0	<6	<6	<6
Trinity Village	Western Australia	0	<6	6	n/p

