



Australian Government

Department of Health
and Aged Care

BE COVIDSAFE

HOW TO DO A SALIVA RAPID ANTIGEN TEST

There are different types of rapid antigen tests (RATs). This guide explains some basic steps to follow for a RAT that tests the spit from your mouth.

Before you begin, check what the instructions say for your test. Make sure your test has not passed its expiry date.

1.



Don't eat, drink, smoke or brush your teeth 30 minutes before you take the test.

2.



Wash your hands.

3.



Connect the mouthpiece to the tube. Do 3 to 5 big coughs and spit into the mouthpiece.

4.



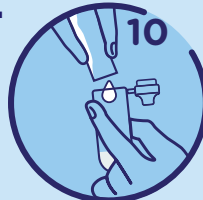
Check your test instructions for how much spit you need.

5.



Take the mouthpiece off.

6.



Pour the liquid that came with the test into the tube and squeeze 10 times.

7.



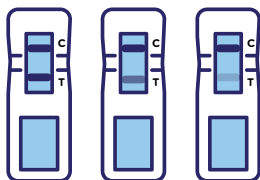
Put the cap on the tube and squeeze 2 to 3 drops on the test where indicated.

8.



Wait 10 to 20 minutes and read the result. Then put the test in the bin and wash your hands.

How to read rapid antigen test results:



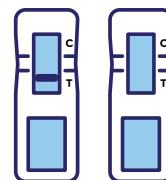
Positive

You have COVID-19



Negative

You do not have COVID-19



Invalid

The test did not work.
You will need to do another test.

If you tested positive, report your result to your local health authorities and follow your local state or territory advice. For more information, visit www.health.gov.au, or call **1800 020 080**. Select 8 for free interpreting services.

