



COVID-19 outbreaks in Australian residential aged care facilities

National snapshot

As at 8:00 am 27 July 2023 there are 732 active COVID-19 cases in 131 active outbreaks in residential aged care facilities across Australia. There have been 53 new outbreaks, 13 new resident deaths and 660 combined new resident and staff cases reported since 20 July 2023.

Table 1: Aged Care COVID-19 data as at 8.00am 20 July 2023¹

Category	Active ²	Previous 7 days	Cumulative Total	Previous 7 days
Outbreaks ³	131	-10	15,867	53
Residential Aged Care Facilities affected	131	-10	2,832	0
Resident Cases ⁴	553	-114	155,378	497
Resident Deaths	N/A	N/A	5,826	13
Staff Cases	179	-29	90,861	163

Residential aged care homes with active outbreaks are included in Appendix 1.

Table 2: Overview of Active Outbreaks in Australia

	ACT	NSW	NT	QLD	SA	TAS	VIC	WA	Total
Total Facilities with outbreaks	2	40	0	37	12	4	26	10	131
Total number of active resident cases	14	152	0	137	28	27	133	62	553
Total number of active staff cases	4	35	0	71	12	7	27	23	179
Total Outbreaks Opened in Previous 7 Days	0	18	0	17	6	1	8	3	53
Total Outbreaks Closed in Previous 7 Days	0	20	0	19	13	0	7	4	63

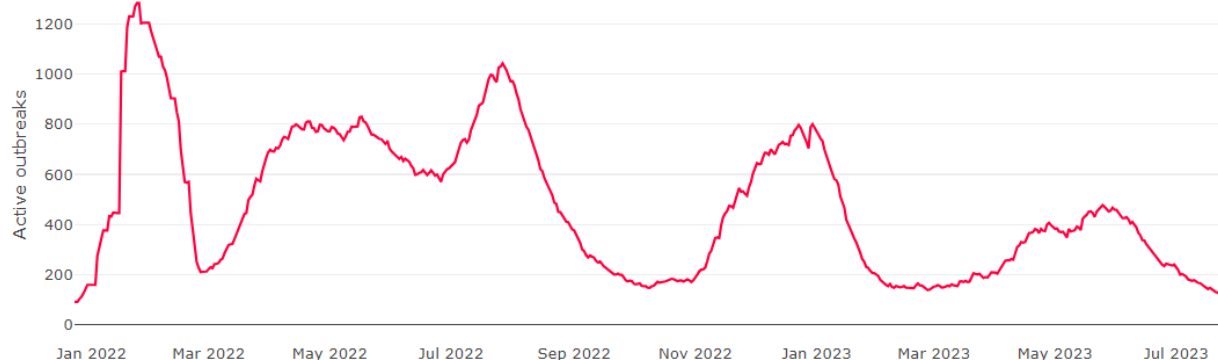
¹ Outbreak opening and closure includes changes in the status of exposure sites to outbreaks (and vice versa), which are applied retrospectively to facility records. New case information can also change the status of a recovered site back to an active outbreak site. As a result, changes in active outbreak status may not align with day on day variations to active totals. These adjustments will also affect the number of cases in staff and residents reported each week.

² Active residents and staff cases are the total currently positive cases in active outbreaks

³ An outbreak is considered to be active pending advice from the relevant Public Health Unit. An outbreak is defined as at least 1 positive case in a resident or 2+ cases in staff.

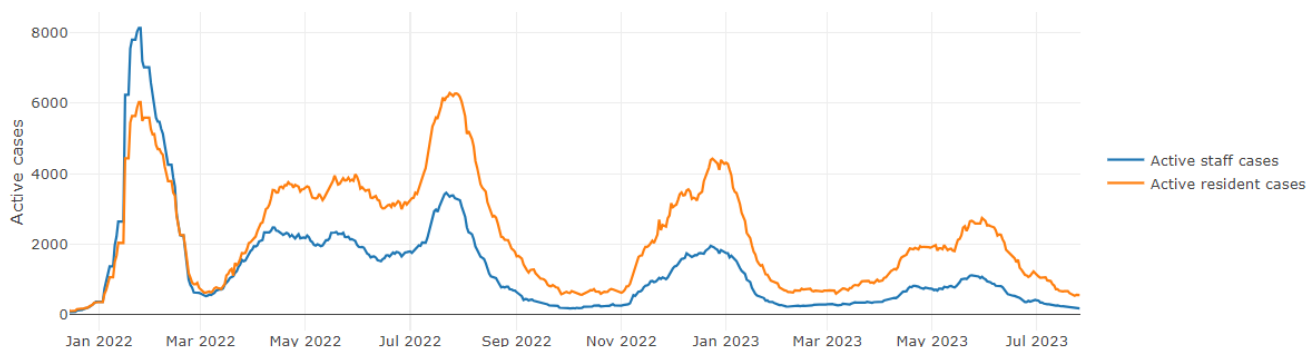
⁴ Case numbers and numbers of deaths are dependent upon reporting from facilities and validation of deaths from state and territory governments. This is subject to change as further information is provided.

Figure 1: National Outbreak Trends in Aged Care



Notes: (i) Residential aged care case data as at 26 Jul 2023
 (ii) The large increase in outbreaks on 16 January 2022 is driven by a reporting lag.

Figure 2: Trends in Aged Care Cases – December 2021 to Present



Notes: (i) Residential aged care case data as at 26 Jul 2023
 (ii) The large increase in active cases on 16 January 2022 is driven by a reporting lag.
 (iii) Cases are considered active for 14 days from the date they are reported.

Mortality

For the period of 1 January 2023 to 26 July 2023, COVID-19 is recorded as the cause of death in 3.6 percent of all deaths in permanent residents in aged care facilities.

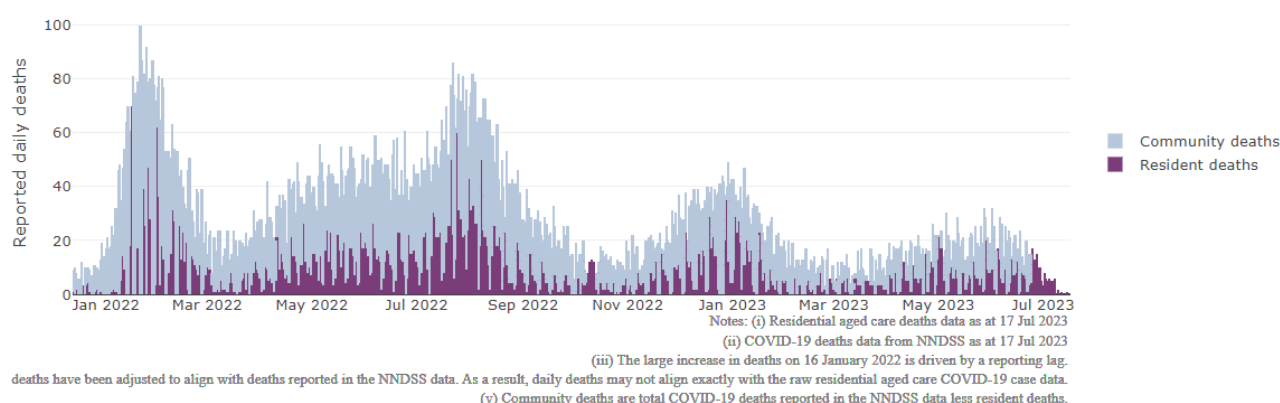
Since the beginning of the Omicron outbreak in mid December⁵ 2021, there have been 96,251 deaths in residential aged care from all causes (report period from 15 December 2021 to 26 July 2023)⁶. COVID-19 deaths account for 5.1 percent of this figure.

Over the course of the pandemic, all-cause excess mortality in Residential Aged Care was below expected numbers in 2020, and within expected range in 2021.

⁵ The Omicron outbreak start date has been redefined from late November 2021 to mid December 2021. Changes have been made to align reporting with the start date of Omicron published in the Department’s external facing Epidemiology report.

⁶ The Department is now accessing aged care deaths data from the SIEBEL dataset. Figures are live and subject to change. Source: Department of Health and Aged Care unpublished data / SIEBEL dataset.

Figure 3: COVID-19 Deaths in Residential Aged Care Facilities overlaid with Community deaths



Workforce in active residential aged care outbreaks

As at 28 July 2023, workforce surge staff have filled a total of 176,318 shifts in aged care services impacted by COVID-19, including 513 in the past 7 days. In the past 7 days (to 28 July) surge workforce providers have assisted 16 residential aged care homes. These shifts include roles for GPs, nurses, care workers, allied health workers, executive and ancillary staff. This includes:

Table 3: Workforce resources supplied to residential aged care facilities

Workforce provider	Total Shifts	Previous 7 days
Recruitment, Consulting and Staffing Association	103,841	0
Healthcare Australia (Workforce Surge)	14,831	36
Healthcare Australia (NACER)	2,295	N/A
Mable	2,711	N/A
Aspen Medical	24,540	267
HealthX	24,044	210
Torrens	4,056	N/A

The Australian Defence Force provided support to a total of 542 residential aged care homes between February and September 2022. The ADF deployment ceased on 30 September 2022.

Oral antiviral treatments

Distribution of the oral anti-viral Lagevrio (Molnupiravir) commenced on 6 February 2022 to all RACFs with outbreak sites prioritised for delivery. The National Medical Stockpile has deployed 48,269 treatment courses of Lagevrio (Molnupiravir) to aged care facilities.

74,658 prescriptions for Lagevrio (Molnupiravir) have been issued to residents in residential aged care facilities, with a further 6,041 prescriptions for Paxlovid (nirmatrelvir + ritonavir) also issued since 28 February 2022 and up to 23 July 2023.

Vaccination in Residential Aged Care Facilities

People living in residential aged care homes remain a high priority for the Government's COVID-19 vaccination program. The Department is continuing to communicate with both the aged care and primary care sectors, reinforcing the importance of uptake and promoting the 2023 booster dose via regular newsletters, bulletins, social media videos and webinars.

All aged care residents who have not had a COVID-19 vaccination, or a COVID-19 infection within the last 6 months, continue to be offered a 2023 booster dose. The added protection from vaccination is especially important for aged care residents and will help reduce the risk of severe illness or hospitalisation.

The Department continues to work with Primary Health Networks to support residential aged care homes across Australia to arrange COVID-19 vaccination in-reach clinics with local primary care providers such as GPs, pharmacists, and Aboriginal Community Controlled Health Services.

As at 26 July 2023:

- of those aged care residents who have been eligible for a booster dose since January 2023, 94,324 (63.5%) eligible residents have received a 2023 booster dose. This is an additional 2,078 residents since last week.
- 110,996 (60.1%) residents are estimated to have had a recent immunising event of a vaccine dose (including the 2023 booster), or COVID-19 infection in the last 6 months and are therefore not currently eligible for a 2023 booster dose.

The estimated eligible population is made up of residents who have completed their COVID-19 primary course and had their last COVID-19 vaccine dose or infection more than 6 months ago. As residential aged care populations are fluid, and case overlay is not exact, eligible populations for vaccination are an estimate only.

Table 4: Aged Care COVID-19 2023 Booster Doses (data as at 26 July 2023)

Jurisdiction	% of estimated eligible residents vaccinated	Residents vaccinated
National	63.5%	94,324
ACT	72.2%	1,424
NSW	63.9%	30,279
NT	45.4%	<200
QLD	59.5%	17,801
SA	62.8%	8,121
TAS	74.3%	2,712
VIC	67.4%	26,490
WA	55.8%	7,338

Source: Matched AIR data of residents in permanent residential aged care facilities.

Infection control and audit

People living in residential aged care homes remain a high priority for the Government's COVID-19 vaccination program. The Department is continuing to communicate with both the aged care and primary care sectors, reinforcing the importance of uptake and promoting the 2023 booster dose via regular newsletters, bulletins, social media videos and webinars.

All aged care residents who have not had a COVID-19 vaccination, or a COVID-19 infection within the last 6 months, continue to be offered a 2023 booster dose. The added protection from vaccination is especially important for aged care residents and will help reduce the risk of severe illness or hospitalisation.

The Department continues to work with Primary Health Networks to support residential aged care homes across Australia to arrange COVID-19 vaccination in-reach clinics with local primary care providers such as GPs, pharmacists, and Aboriginal Community Controlled Health Services.

As at 27 July 2023, the Commission had conducted 5,212 ICM spot checks to observe infection control practices and PPE protocols in residential aged care facilities.

Table 5: Total Quality Assessment and Monitoring Activities with residential services (including IPC), by type and month 1 March 2020 to 27 July 2023

Regulatory Activities	2019-20 (1 Mar - 30 Jun 2020)	2020-21	2021-22	2022-23	2023-24 (to 27 Jul)	Total
	Site visits	318	3,452	1,732	3,687	239
Non-site activities	3,709	8,382	6,666	1,396	31	20,184
Total activities	4,027	11,834	8,398	5,083	270	29,612

Appendix 1: National residential aged care services with Active outbreaks COVID-19

Please note, information reported in this table has been directly reported to the Department of Health and Aged Care by residential aged care facilities. Total cases refers to all staff and resident cases associated with the active outbreak and may not reflect the count of currently active cases. Where numbers have been incorrectly reported, facilities are able to correct these in the COVID-19 Support Portal through My Aged Care. Where a facility is reporting less than six resident or staff cases or less than six deaths, data has been suppressed to protect the privacy of affected individuals (note that “n/p” indicates data is not provided to protect privacy).

Service Name	State	Resident Deaths	Resident Cases	Staff Cases	Total Incidents
Bill McKenzie Gardens	Australian Capital Territory	0	18	<6	n/p
Mona Tait Gardens	Australian Capital Territory	0	7	<6	n/p
Anglican Care Jesmond Grove	New South Wales	0	11	<6	n/p
Anglican Care Storm Village	New South Wales	0	<6	0	<6
Aurrum Erina	New South Wales	0	<6	<6	<6
Bangalor Retreat	New South Wales	0	41	10	51
Blayney Multi-Purpose Service	New South Wales	0	<6	0	<6
Bundaleer Gardens Hostel	New South Wales	0	<6	<6	<6
Canterbury Place Care Community	New South Wales	0	<6	0	<6
Cardinal Stepinac Village	New South Wales	0	<6	0	<6
Elizabeth Jenkins Place Aged Care Plus Centre	New South Wales	<6	30	<6	n/p
Estia Health Bankstown	New South Wales	0	<6	0	<6
Estia Health Epping - The Poplars	New South Wales	0	21	<6	n/p
Estia Health Merrylands	New South Wales	0	<6	0	<6
Greenwood Aged Care	New South Wales	0	<6	<6	<6
HammondCare Mason	New South Wales	0	<6	0	<6
Heritage Botany	New South Wales	0	<6	0	<6
Holbrook Hostel	New South Wales	<6	12	9	21
Inasmuch Community Hostel	New South Wales	0	<6	<6	<6
Indochinese Aged Care Services	New South Wales	0	<6	0	<6
IRT Culburra Beach	New South Wales	0	16	<6	n/p
IRT Sarah Claydon	New South Wales	0	18	7	25

Service Name	State	Resident Deaths	Resident Cases	Staff Cases	Total Incidents
Killara Gardens Aged Care	New South Wales	0	<6	0	<6
Lachlan Lodge	New South Wales	0	0	<6	<6
Marco Polo Woonona Care Services	New South Wales	0	<6	0	<6
Meadowbank Grove Care Community	New South Wales	0	7	0	7
Narraweena Grove Care Community	New South Wales	0	8	0	8
Pathways Cronulla Pines	New South Wales	0	<6	<6	7
Peakhurst Nursing Home	New South Wales	0	10	0	10
Peter Cosgrove House	New South Wales	<6	7	0	7
Presbyterian Aged Care - Thornleigh	New South Wales	0	<6	<6	<6
Randwick Montefiore Home	New South Wales	0	0	<6	<6
St Ezekiel Moreno Nursing Home	New South Wales	0	28	<6	n/p
SummitCare Smithfield	New South Wales	0	<6	0	<6
The Orchards Aged Care	New South Wales	0	<6	<6	7
The Whiddon Group - Glenfield	New South Wales	0	<6	0	<6
The Whiddon Group - Glenfield - Arthur Webb	New South Wales	0	22	<6	n/p
Tingira Hills Care Community	New South Wales	0	11	<6	n/p
Toongabbie Terrace Care Community	New South Wales	0	<6	0	<6
Warrigal Care Shell Cove	New South Wales	0	20	<6	n/p
Warrina Village Hostel	New South Wales	<6	45	<6	n/p
Yallambee Village	New South Wales	0	11	0	11
Adventist Retirement Village - Victoria Pt	Queensland	0	<6	0	<6
Arcare Hope Island	Queensland	0	9	6	15
Arcare Pimpama	Queensland	0	<6	<6	6
Ashmore Retreat	Queensland	0	0	<6	<6
Berlasco Court Caring Centre	Queensland	<6	25	9	34
Blue Care Gracemere Aged Care Facility	Queensland	0	<6	<6	6
Bolton Clarke Fernhill	Queensland	0	0	<6	<6
Bolton Clarke Talbarra	Queensland	0	<6	<6	<6

Service Name	State	Resident Deaths	Resident Cases	Staff Cases	Total Incidents
Buderim Views Assisted Aged Care	Queensland	0	<6	<6	<6
Bupa Runaway Bay	Queensland	<6	12	<6	n/p
Calvary Noosa	Queensland	0	<6	<6	<6
Carinity Clifford House	Queensland	0	7	0	7
Carinity Kepnock Grove	Queensland	0	<6	0	<6
Churches of Christ Buckingham Gardens Aged Care Service	Queensland	0	<6	<6	n/p
Estia Health Nambour	Queensland	0	<6	0	<6
Estia Health Southport	Queensland	0	6	<6	n/p
Estia Health Twin Waters	Queensland	0	<6	<6	<6
Lutheran Services - Northridge Salem	Queensland	0	12	6	18
Lutheran Services - Salem	Queensland	0	<6	0	<6
Magnolia Aged Care Coomera	Queensland	0	9	10	19
Maranatha Aged Care	Queensland	0	15	<6	n/p
Morayfield Grove Care Community	Queensland	0	15	<6	n/p
Mt Lofty Nursing Home	Queensland	0	15	13	28
NewDirection Care at Bellmere	Queensland	0	6	<6	n/p
Parkview	Queensland	0	<6	0	<6
Regis Caboolture	Queensland	<6	36	10	46
Regis Home Hill	Queensland	0	<6	0	<6
Regis Sandgate - Griffith	Queensland	0	<6	0	<6
Regis Sandgate - Musgrave	Queensland	0	7	<6	n/p
Sinamon Village - Nash Court	Queensland	0	<6	0	<6
Southern Cross Care Murgon - Castra	Queensland	0	<6	<6	<6
St Paul de Chartres Residential Aged Care	Queensland	<6	11	15	26
St Vincent's Care Services Mitchelton	Queensland	0	<6	<6	6
The Good Shepherd Nursing Home	Queensland	0	<6	<6	<6
TriCare Kawana Waters Aged Care Residence	Queensland	0	15	<6	n/p
Villa Maria Centre	Queensland	0	<6	0	<6

Service Name	State	Resident Deaths	Resident Cases	Staff Cases	Total Incidents
Wheller Gardens - Cooper House	Queensland	0	<6	0	<6
Aldinga Beach Court	South Australia	0	<6	6	n/p
Ananda Aged Care Findon	South Australia	0	28	11	39
AnglicareSA Brompton	South Australia	0	0	<6	<6
Estia Health Flagstaff Hill	South Australia	0	<6	0	<6
Matthew Flinders Home Inc	South Australia	0	<6	<6	<6
Oakfield Lodge Residential Care	South Australia	0	<6	0	<6
Resthaven Craigmore	South Australia	<6	6	<6	n/p
Resthaven Murray Bridge	South Australia	0	<6	<6	6
Resthaven Paradise	South Australia	0	8	<6	n/p
Resthaven Westbourne Park	South Australia	0	6	<6	n/p
Warrina Park Residential Aged Care Service	South Australia	0	<6	<6	<6
Wesley House	South Australia	0	<6	<6	6
Barrington Lodge	Tasmania	0	<6	0	<6
May Shaw Aminya	Tasmania	0	8	<6	n/p
Sandown Apartments	Tasmania	0	9	<6	n/p
St Ann's	Tasmania	0	11	<6	n/p
AdventCare Whitehorse	Victoria	0	21	<6	n/p
Alcheringa	Victoria	<6	43	<6	n/p
BlueCross Hansworth	Victoria	0	8	0	8
BlueCross Ivanhoe	Victoria	0	8	0	8
Calvary Kirralee	Victoria	0	7	<6	n/p
Calvary Millward	Victoria	0	12	<6	n/p
Calvary Narracan Gardens	Victoria	0	27	6	33
Clovelly Cottage	Victoria	0	38	12	50
Coates	Victoria	0	8	<6	n/p
Costa House	Victoria	0	<6	0	<6
Doutta Galla Woornack Aged Care Facility	Victoria	0	9	0	9

Service Name	State	Resident Deaths	Resident Cases	Staff Cases	Total Incidents
Estia Health Dandenong	Victoria	0	<6	0	<6
Homewood Residential Aged Care	Victoria	0	10	0	10
Little Sisters of the Poor St Joseph's Home	Victoria	0	<6	0	<6
MiCare Avondrust Lodge	Victoria	0	<6	0	<6
MiCare Margriet Manor	Victoria	0	<6	0	<6
Moyola Lodge Hostel	Victoria	0	<6	<6	9
Regis Frankston	Victoria	0	6	<6	n/p
Regis Sandringham	Victoria	0	26	6	32
St Basil's Homes for the Aged in Victoria	Victoria	0	<6	<6	<6
Sunnyside Lutheran Retirement Village	Victoria	<6	6	12	18
The Belmont Residential Aged Care	Victoria	0	20	0	20
Twin Parks Aged Care Centre	Victoria	0	<6	0	<6
Villa Maria Catholic Homes Justin Villa Aged Care Residence	Victoria	0	<6	0	<6
Westmont Homestead	Victoria	0	10	<6	n/p
Willowbrae - Melton	Victoria	0	17	<6	n/p
Aegis Sandstrom	Western Australia	0	19	7	26
Aegis Shoalwater	Western Australia	0	28	9	37
Alice Ross-King Care Centre	Western Australia	0	<6	<6	6
Bethanie Kingsley	Western Australia	0	<6	0	<6
Brightwater Madeley	Western Australia	0	<6	<6	<6
Guildford Village	Western Australia	0	<6	<6	7
Michael Lee Centre	Western Australia	<6	27	11	38
Murdoch Gardens Care Community	Western Australia	<6	20	<6	n/p
Singleton Community Aged Care	Western Australia	<6	25	7	32
Southern Plus East Fremantle	Western Australia	0	<6	0	<6