



# COVID-19 outbreaks in Australian residential aged care facilities

## National snapshot

As at 8:00 am 13 July 2023 there are 1,072 active COVID-19 cases in 186 active outbreaks in residential aged care facilities across Australia. There have been 80 new outbreaks, 40 new resident deaths and 1,059 combined new resident and staff cases reported since 6 July 2023.

Table 1: Aged Care COVID-19 data as at 8.00am 13 July 2023<sup>1</sup>

Category	Active <sup>2</sup>	Previous 7 days	Cumulative Total	Previous 7 days
Outbreaks <sup>3</sup>	186	-12	15,760	80
Residential Aged Care Facilities affected	186	-12	2,832	0
Resident Cases <sup>4</sup>	791	-272	154,383	625
Resident Deaths	N/A	N/A	5,804	40
Staff Cases	281	-33	90,544	434

Residential aged care homes with active outbreaks are included in Appendix 1.

Table 2: Overview of Active Outbreaks in Australia

	ACT	NSW	NT	QLD	SA	TAS	VIC	WA	Total
Total Facilities with outbreaks	2	62	0	47	21	2	37	15	186
Total number of active resident cases	11	324	0	157	76	11	158	54	791
Total number of active staff cases	2	98	0	83	33	5	39	21	281
Total Outbreaks Opened in Previous 7 Days	0	24	0	25	7	0	18	6	80
Total Outbreaks Closed in Previous 7 Days	1	34	0	17	9	1	23	7	92

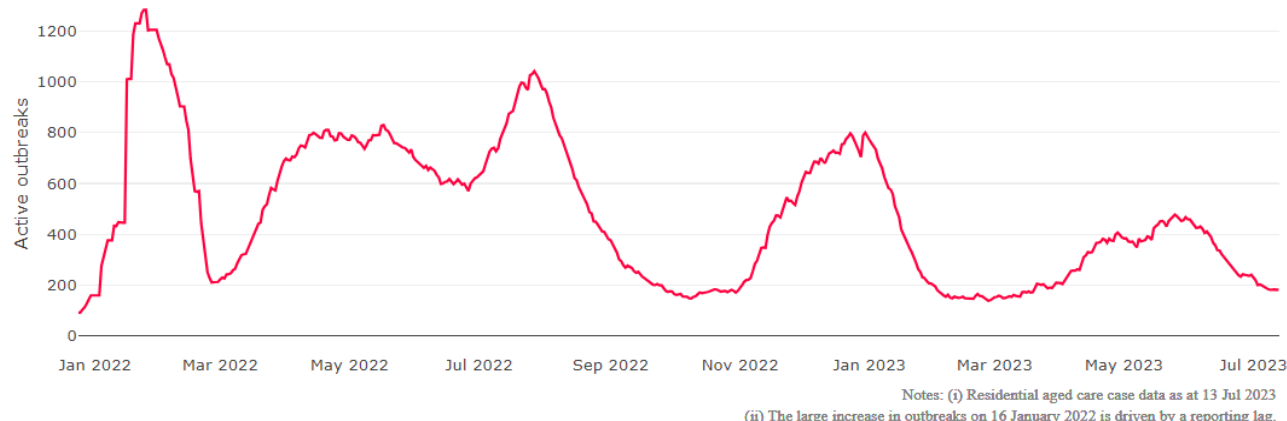
<sup>1</sup> Outbreak opening and closure includes changes in the status of exposure sites to outbreaks (and vice versa), which are applied retrospectively to facility records. New case information can also change the status of a recovered site back to an active outbreak site. As a result, changes in active outbreak status may not align with day on day variations to active totals. These adjustments will also affect the number of cases in staff and residents reported each week.

<sup>2</sup> Active residents and staff cases are the total currently positive cases in active outbreaks

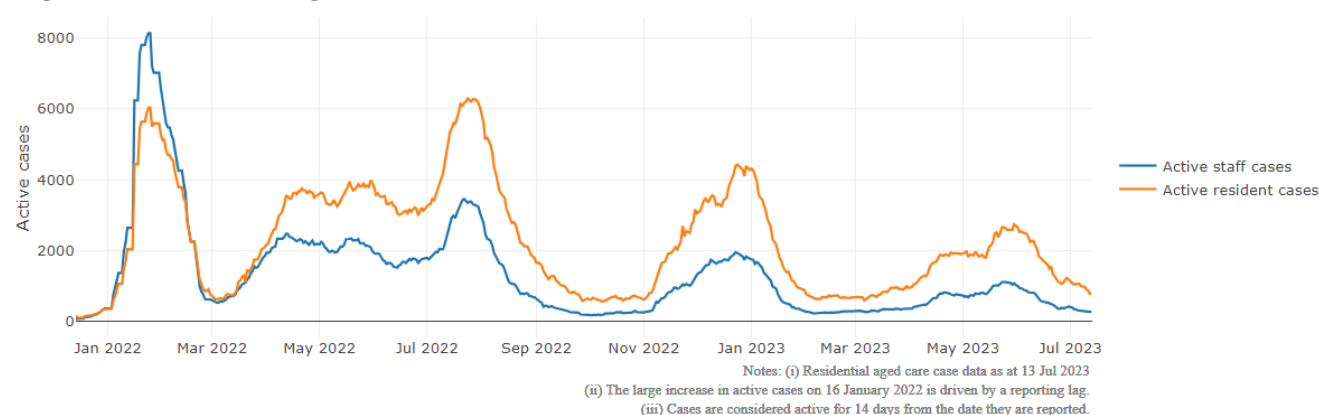
<sup>3</sup> An outbreak is considered to be active pending advice from the relevant Public Health Unit. An outbreak is defined as at least 1 positive case in a resident or 2+ cases in staff.

<sup>4</sup> Case numbers and numbers of deaths are dependent upon reporting from facilities and validation of deaths from state and territory governments. This is subject to change as further information is provided.

**Figure 1: National Outbreak Trends in Aged Care**



**Figure 2: Trends in Aged Care Cases – December 2021 to Present**



## Mortality

For the period of 1 January 2023 to 10 July 2023, COVID-19 is recorded as the cause of death in 3.5 percent of all deaths in permanent residents in aged care facilities.

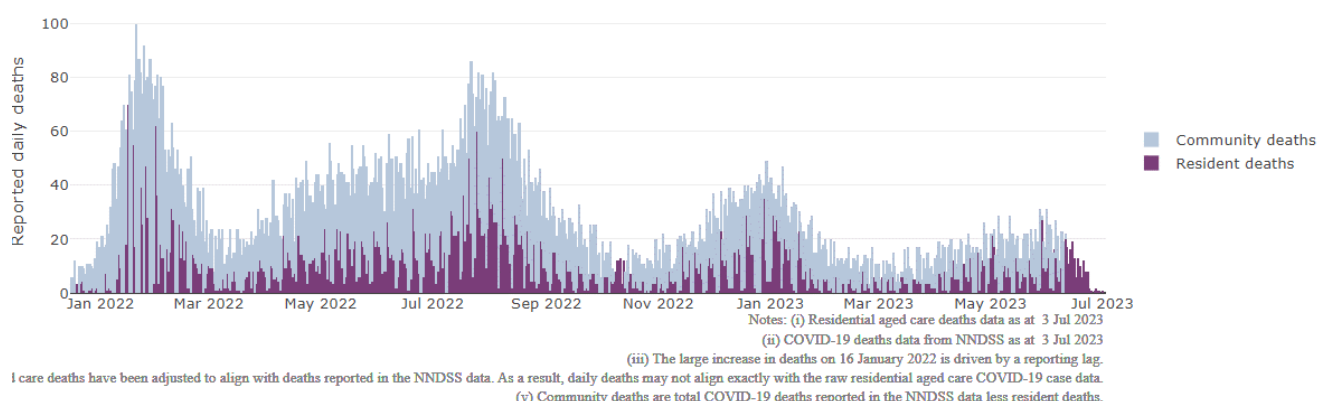
Since the beginning of the Omicron outbreak in mid December<sup>5</sup> 2021, there have been 96,215 deaths in residential aged care from all causes (report period from 15 December 2021 to 10 July 2023)<sup>6</sup>. COVID-19 deaths account for 5.1 percent of this figure.

Over the course of the pandemic, all-cause excess mortality in Residential Aged Care was below expected numbers in 2020, and within expected range in 2021.

<sup>5</sup> The Omicron outbreak start date has been redefined from late November 2021 to mid December 2021. Changes have been made to align reporting with the start date of Omicron published in the Department's external facing Epidemiology report.

<sup>6</sup> The Department is now accessing aged care deaths data from the SIEBEL dataset. Figures are live and subject to change. Source: Department of Health and Aged Care unpublished data / SIEBEL dataset.

**Figure 3: COVID-19 Deaths in Residential Aged Care Facilities overlaid with Community deaths**



### Workforce in active residential aged care outbreaks

As at 14 July 2023, workforce surge staff have filled a total of 175,532 shifts in aged care services impacted by COVID-19, including 373 in the past 7 days. In the past 7 days (to 14 July) surge workforce providers have assisted 35 residential aged care homes. These shifts include roles for GPs, nurses, care workers, allied health workers, executive and ancillary staff. This includes:

**Table 3: Workforce resources supplied to residential aged care facilities**

Workforce provider	Total Shifts	Previous 7 days
Recruitment, Consulting and Staffing Association	103,841	0
Healthcare Australia (Workforce Surge)	14,766	57
Healthcare Australia (NACER)	2,295	N/A
Mable	2,711	N/A
Aspen Medical	24,273	37
HealthX	23,590	279
Torrens	4,056	N/A

The Australian Defence Force provided support to a total of 542 residential aged care homes between February and September 2022. The ADF deployment ceased on 30 September 2022.

### Oral antiviral treatments

Distribution of the oral anti-viral Lagevrio (Molnupiravir) commenced on 6 February 2022 to all RACFs with outbreak sites prioritised for delivery. The National Medical Stockpile has deployed 48,269 treatment courses of Lagevrio (Molnupiravir) to aged care facilities.

73,758 prescriptions for Lagevrio (Molnupiravir) have been issued to residents in residential aged care facilities, with a further 5,866 prescriptions for Paxlovid (nirmatrelvir + ritonavir) also issued since 28 February 2022 and up to 9 July 2023.

## Vaccination in Residential Aged Care Facilities

People living in residential aged care homes remain a high priority for the Government's COVID-19 vaccination program. The Department is continuing to communicate with both the aged care and primary care sectors, reinforcing the importance of uptake and promoting the 2023 booster dose via regular newsletters, bulletins, social media videos and webinars.

All aged care residents who have not had a COVID-19 vaccination, or a COVID-19 infection within the last 6 months, continue to be offered a 2023 booster dose. The added protection from vaccination is especially important for aged care residents and will help reduce the risk of severe illness or hospitalisation.

The Department continues to work with Primary Health Networks to support residential aged care homes across Australia to arrange COVID-19 vaccination in-reach clinics with local primary care providers such as GPs, pharmacists, and Aboriginal Community Controlled Health Services.

As at 12 July 2023:

- of those aged care residents who have been eligible for a booster dose since January 2023, 88,880 (57.7%) eligible residents have received a 2023 booster dose. This is an additional 2,681 residents since last week..
- 107,863 (58.4%) residents are estimated to have had a recent immunising event of a vaccine dose (including the 2023 booster), or COVID-19 infection in the last 6 months and are therefore not currently eligible for a 2023 booster dose.

The estimated eligible population is made up of residents who have completed their COVID-19 primary course and had their last COVID-19 vaccine dose or infection more than 6 months ago. As residential aged care populations are fluid, and case overlay is not exact, eligible populations for vaccination are an estimate only.

**Table 4: Aged Care COVID-19 2023 Booster Doses (data as at 12 July 2023)**

Jurisdiction	% of estimated eligible residents vaccinated	Residents vaccinated
National	57.7%	88,880
ACT	68.2%	1,400
NSW	58.1%	28,584
NT	42.5%	<200
QLD	55.1%	17,152
SA	55.6%	7,400
TAS	68.5%	2,612
VIC	61.4%	24,922
WA	48.6%	6,661

Source: Matched AIR data of residents in permanent residential aged care facilities.

## Infection control and audit

The Aged Care Quality and Safety Commission (Commission) conducts a range of site and non-site activities to monitor and assess residential aged care services, including site audits and assessment contacts (site and non-site) (see Table 5 below). In August 2020, the Commission commenced an infection control monitoring (ICM) spot check program in all Australian jurisdictions.

The ICM spot check program involves on-site visits to residential aged care services, without an outbreak, to check compliance with personal protective equipment (PPE) and infection control arrangements. The purpose of the ICM spot check is to observe infection control practices, to ensure that staff, management and visitors were adhering to safe personal protective equipment protocols and to safe infection control arrangements as required under the quality standards.

As at 13 July 2023, the Commission had conducted 5,185 ICM spot checks to observe infection control practices and PPE protocols in residential aged care facilities.

**Table 5: Total Quality Assessment and Monitoring Activities with residential services (including IPC), by type and month 1 March 2020 to 13 July 2023**

Regulatory Activities	2019-20 (1 Mar - 30 Jun 2020)	2020-21	2021-22	2022-23	2023-24 (to 13 Jul)	Total
Site visits	318	3,452	1,732	3,687	114	9,303
Non-site activities	3,709	8,382	6,666	1,388	9	20,154
Total activities	<b>4,027</b>	<b>11,834</b>	<b>8,398</b>	<b>5,075</b>	123	<b>29,457</b>

## Appendix 1: National residential aged care services with Active outbreaks COVID-19

Please note, information reported in this table has been directly reported to the Department of Health and Aged Care by residential aged care facilities. Total cases refers to all staff and resident cases associated with the active outbreak and may not reflect the count of currently active cases. Where numbers have been incorrectly reported, facilities are able to correct these in the COVID-19 Support Portal through My Aged Care. Where a facility is reporting less than six resident or staff cases or less than six deaths, data has been suppressed to protect the privacy of affected individuals (note that “n/p” indicates data is not provided to protect privacy).

Service Name	State	Resident Deaths	Resident Cases	Staff Cases	Total Incidents
<b>Bill McKenzie Gardens</b>	Australian Capital Territory	0	11	<6	n/p
<b>Mountain View Aged Care Plus Centre</b>	Australian Capital Territory	0	18	<6	n/p
<b>Alexander Campbell House</b>	New South Wales	<6	6	<6	n/p
<b>Anglican Care Jesmond Grove</b>	New South Wales	0	10	<6	n/p
<b>Anglican Care Kilpatrick Court</b>	New South Wales	0	<6	0	<6
<b>Anthem</b>	New South Wales	0	<6	0	<6
<b>Arcare Glenhaven</b>	New South Wales	0	<6	0	<6
<b>Arcare Oatlands</b>	New South Wales	0	<6	<6	<6
<b>BaptistCare Caloola Centre</b>	New South Wales	0	9	<6	n/p
<b>BaptistCare Warabrook Centre</b>	New South Wales	0	25	7	32
<b>Bilyara Hostel</b>	New South Wales	<6	28	19	47
<b>Bolton Clarke Cabrini</b>	New South Wales	0	<6	0	<6
<b>Bupa Bateau Bay</b>	New South Wales	0	6	<6	n/p
<b>Bupa Bexley</b>	New South Wales	0	18	<6	n/p
<b>Catholic Healthcare St Bedes Home</b>	New South Wales	<6	23	7	30
<b>Catholic Healthcare St Joseph Aged Care</b>	New South Wales	0	<6	0	<6
<b>Catholic Healthcare Villa Maria Centre</b>	New South Wales	0	<6	<6	8
<b>Catholic Healthcare Vincentian Aged Care Service</b>	New South Wales	0	16	7	23
<b>Chamberlain Gardens Aged Care</b>	New South Wales	<6	33	<6	n/p
<b>Coastal Waters Aged Care</b>	New South Wales	0	<6	<6	9
<b>Coffs Haven Residential Care Service</b>	New South Wales	<6	15	7	22
<b>Constitution Hill Aged Care</b>	New South Wales	0	<6	0	<6

Service Name	State	Resident Deaths	Resident Cases	Staff Cases	Total Incidents
<b>Cooinda</b>	New South Wales	0	14	7	21
<b>Elizabeth Jenkins Place Aged Care Plus Centre</b>	New South Wales	<6	26	<6	n/p
<b>Estia Health Bankstown</b>	New South Wales	0	<6	0	<6
<b>Estia Health Dalmeny</b>	New South Wales	<6	56	18	74
<b>Estia Health Kilbride</b>	New South Wales	0	<6	0	<6
<b>Harbourside Haven Gardens</b>	New South Wales	0	<6	<6	7
<b>Harden Grange</b>	New South Wales	0	8	<6	n/p
<b>Hixson Gardens Aged Care Facility</b>	New South Wales	0	19	<6	n/p
<b>Holbrook Hostel</b>	New South Wales	0	7	8	15
<b>Hunters Hill Village</b>	New South Wales	0	24	<6	n/p
<b>IRT Sarah Claydon</b>	New South Wales	0	10	<6	n/p
<b>Kanwal Gardens Care Community</b>	New South Wales	0	<6	0	<6
<b>Killarney Vale Care Community</b>	New South Wales	0	<6	0	<6
<b>Kurrajong &amp; District Community Nursing Home</b>	New South Wales	0	<6	<6	9
<b>Kyogle Multi-Purpose Service</b>	New South Wales	<6	18	11	29
<b>Marco Polo Woonona Care Services</b>	New South Wales	0	32	10	42
<b>Mark Moran at Little Bay</b>	New South Wales	0	<6	0	<6
<b>Mary Potter Nursing Home</b>	New South Wales	0	<6	0	<6
<b>Oran Park House Aged Care Facility</b>	New South Wales	0	14	0	14
<b>Peakhurst Nursing Home</b>	New South Wales	0	6	0	6
<b>Pembroke Lodge</b>	New South Wales	<6	<6	0	<6
<b>Peninsula Villages Ltd</b>	New South Wales	0	7	10	17
<b>RFBI Benhome Masonic Village</b>	New South Wales	0	6	<6	n/p
<b>RFBI West Wyalong Masonic Village</b>	New South Wales	0	15	6	21
<b>S Antonio Da Padova Nursing Home</b>	New South Wales	0	<6	0	<6
<b>Southern Cross Care Greystanes Residential Aged Care</b>	New South Wales	0	11	<6	n/p
<b>Southern Cross Care Reynolds Court Residential Aged Care</b>	New South Wales	<6	<6	0	<6
<b>St Hedwig Village</b>	New South Wales	0	<6	0	<6

Service Name	State	Resident Deaths	Resident Cases	Staff Cases	Total Incidents
<b>St Vincent's Care Services Yennora</b>	New South Wales	0	22	<6	n/p
<b>Stanmore Place Care Community</b>	New South Wales	0	<6	0	<6
<b>The Orchards Aged Care</b>	New South Wales	0	<6	0	<6
<b>The Whiddon Group - Glenfield - Arthur Webb</b>	New South Wales	0	21	<6	n/p
<b>Tingira Hills Care Community</b>	New South Wales	0	<6	0	<6
<b>Uniting Aldersgate Lilyfield</b>	New South Wales	<6	27	<6	n/p
<b>Uniting Arrunga Ermington</b>	New South Wales	0	<6	0	<6
<b>Uniting Edinglassie Emu Plains</b>	New South Wales	0	<6	<6	<6
<b>Uniting Narla Belmont North</b>	New South Wales	0	<6	0	<6
<b>Vincent Court</b>	New South Wales	0	<6	<6	6
<b>Warrigal Care Shell Cove</b>	New South Wales	0	6	0	6
<b>Warrina Village Hostel</b>	New South Wales	0	29	<6	n/p
<b>William Cape Gardens</b>	New South Wales	0	38	8	46
<b>Yallambee Village</b>	New South Wales	0	<6	0	<6
<b>Adventist Retirement Village - Victoria Pt</b>	Queensland	<6	22	8	30
<b>Algester Lodge</b>	Queensland	0	<6	0	<6
<b>Anam Cara</b>	Queensland	<6	<6	<6	6
<b>Anglicare SQ Symes Grove Home for the Aged</b>	Queensland	0	<6	0	<6
<b>Arcare Slacks Creek</b>	Queensland	0	35	7	42
<b>Arcare Springwood</b>	Queensland	0	<6	0	<6
<b>Arcare Taigum</b>	Queensland	0	<6	0	<6
<b>Augathella Multipurpose Health Service</b>	Queensland	0	<6	<6	<6
<b>Berlasco Court Caring Centre</b>	Queensland	0	8	6	14
<b>Blue Care Gracemere Aged Care Facility</b>	Queensland	0	<6	<6	<6
<b>Blue Care Kenmore Aged Care Facility</b>	Queensland	0	<6	0	<6
<b>Blue Care Wynnum Aged Care Facility</b>	Queensland	<6	17	<6	n/p
<b>Bolton Clarke Carrington</b>	Queensland	0	0	<6	<6
<b>Bolton Clarke Centaur</b>	Queensland	0	<6	0	<6



Service Name	State	Resident Deaths	Resident Cases	Staff Cases	Total Incidents
<b>Bolton Clarke Chelsea</b>	Queensland	0	6	<6	n/p
<b>Camp Hill Aged Care</b>	Queensland	0	16	14	30
<b>Churches of Christ Fair Haven Aged Care Service Hervey Bay</b>	Queensland	0	<6	<6	9
<b>Churches of Christ Little Mountain Aged Care Service</b>	Queensland	<6	<6	7	n/p
<b>Estia Health Nambour</b>	Queensland	0	19	<6	n/p
<b>Good Shepherd Lodge</b>	Queensland	0	12	<6	n/p
<b>Lutheran Services - Immanuel Gardens</b>	Queensland	0	<6	0	<6
<b>Lutheran Services - Northridge Salem</b>	Queensland	0	9	6	15
<b>Lutheran Services - Salem</b>	Queensland	0	<6	0	<6
<b>Lutheran Services - Tabeel</b>	Queensland	0	<6	<6	<6
<b>Maranatha Aged Care</b>	Queensland	0	<6	0	<6
<b>MiCare Prins Willem Alexander Lodge</b>	Queensland	0	<6	<6	<6
<b>Morayfield Grove Care Community</b>	Queensland	0	7	<6	n/p
<b>Mt Lofty Nursing Home</b>	Queensland	0	<6	0	<6
<b>Narangba Aged Care</b>	Queensland	0	0	<6	<6
<b>Oxley Grove Care Community</b>	Queensland	0	<6	<6	8
<b>Ozcare Malanda</b>	Queensland	0	0	<6	<6
<b>Ozcare Villa Vincent</b>	Queensland	0	0	<6	<6
<b>Pine Lodge Home for the Aged</b>	Queensland	0	11	10	21
<b>Portofino Hamilton</b>	Queensland	0	<6	0	<6
<b>PresCare - Alexandra Gardens</b>	Queensland	0	8	6	14
<b>Pyramid Residential Care Centre</b>	Queensland	0	<6	<6	<6
<b>Regis Ayr South</b>	Queensland	0	0	<6	<6
<b>Regis Bulimba</b>	Queensland	0	6	<6	n/p
<b>Regis Caboolture</b>	Queensland	<6	12	6	18
<b>Regis Sandgate - Musgrave</b>	Queensland	0	<6	<6	<6
<b>Southern Cross Care Holland Park - Duhig Village</b>	Queensland	0	<6	<6	8
<b>St Paul de Chartres Residential Aged Care</b>	Queensland	<6	<6	12	n/p

Service Name	State	Resident Deaths	Resident Cases	Staff Cases	Total Incidents
<b>St Vincent's Care Corinda</b>	Queensland	0	12	<6	n/p
<b>St Vincent's Care Services Mitchelton</b>	Queensland	0	<6	<6	<6
<b>St Vincent's Care Services Toowoomba - Nursing Home</b>	Queensland	0	15	<6	n/p
<b>The Good Shepherd Nursing Home</b>	Queensland	<6	<6	<6	7
<b>TriCare Stafford Lakes Aged Care Residence</b>	Queensland	0	<6	<6	6
<b>ACH Group Residential Care - Kapara</b>	South Australia	0	7	<6	n/p
<b>ACH Group Residential Care - Perry Park (high care)</b>	South Australia	0	0	<6	<6
<b>Ananda Aged Care Findon</b>	South Australia	0	23	8	31
<b>AnglicareSA Brompton</b>	South Australia	0	0	<6	<6
<b>AnglicareSA Westbourne Park</b>	South Australia	0	<6	<6	6
<b>Bucklands Residential Care</b>	South Australia	<6	13	<6	n/p
<b>Calvary Oaklands</b>	South Australia	0	0	<6	<6
<b>Eastern Eyre - Cowell MPS</b>	South Australia	0	<6	<6	8
<b>Eldercare Evanston Park</b>	South Australia	0	7	<6	n/p
<b>Estia Health Kadina</b>	South Australia	0	<6	<6	<6
<b>LHI Glynde</b>	South Australia	0	11	<6	n/p
<b>Linsell Lodge Aged Care Facility</b>	South Australia	0	37	6	43
<b>Murray Mudge</b>	South Australia	0	19	<6	n/p
<b>Naracoorte Health Service</b>	South Australia	<6	13	12	25
<b>North Eastern Community Nursing Home</b>	South Australia	0	<6	<6	<6
<b>Oakfield Lodge Residential Care</b>	South Australia	0	<6	0	<6
<b>Oaklands Park Lodge Residential Care</b>	South Australia	0	11	<6	n/p
<b>Resthaven Murray Bridge</b>	South Australia	0	<6	0	<6
<b>Resthaven Paradise</b>	South Australia	0	<6	<6	<6
<b>Resthaven Port Elliot</b>	South Australia	0	14	12	26
<b>Walara Balaklava Millcourt</b>	South Australia	0	<6	0	<6
<b>Grenoch Home</b>	Tasmania	<6	7	<6	n/p
<b>May Shaw Aminya</b>	Tasmania	0	14	<6	n/p

Service Name	State	Resident Deaths	Resident Cases	Staff Cases	Total Incidents
<b>Alcheringa</b>	Victoria	0	7	0	7
<b>Arcare Essendon</b>	Victoria	0	19	<6	n/p
<b>Arcare Hillside</b>	Victoria	0	28	<6	n/p
<b>Avonlea</b>	Victoria	0	<6	<6	<6
<b>Baptcare The Orchards Community</b>	Victoria	<6	14	<6	n/p
<b>BlueCross Ivanhoe</b>	Victoria	0	<6	0	<6
<b>BlueCross Karinya Grove</b>	Victoria	<6	10	<6	n/p
<b>BlueCross Oakleigh</b>	Victoria	0	<6	<6	<6
<b>Calvary Elanora</b>	Victoria	0	14	<6	n/p
<b>Calvary Kirralee</b>	Victoria	0	6	<6	n/p
<b>Calvary Millward</b>	Victoria	0	<6	0	<6
<b>Calvary Narracan Gardens</b>	Victoria	0	9	<6	n/p
<b>Chaffey Aged Care</b>	Victoria	0	<6	<6	<6
<b>Cheltenham Manor</b>	Victoria	0	17	0	17
<b>Cohuna Village</b>	Victoria	0	22	10	32
<b>Doutta Galla Woornack Aged Care Facility</b>	Victoria	0	9	0	9
<b>Estia Health Bannockburn</b>	Victoria	0	0	<6	<6
<b>Grand Cedar</b>	Victoria	0	18	<6	n/p
<b>HammondCare - The Glens</b>	Victoria	0	<6	0	<6
<b>Jewish Care (VIC) Inc Residential Homes Carnegie</b>	Victoria	0	11	<6	n/p
<b>mecwacare Elstoft House</b>	Victoria	0	36	15	51
<b>mecwacare O'Mara House</b>	Victoria	<6	23	<6	n/p
<b>MiCare Margriet Manor</b>	Victoria	0	<6	0	<6
<b>Mooroopna Place Residential Aged Care Service</b>	Victoria	0	8	<6	n/p
<b>Myrtleford Lodge Aged Care</b>	Victoria	0	25	11	36
<b>Napier Street Aged Care Services</b>	Victoria	0	<6	0	<6
<b>Nazareth House Ballarat</b>	Victoria	<6	<6	<6	n/p
<b>Olivet Aged Persons Home</b>	Victoria	<6	16	6	22

Service Name	State	Resident Deaths	Resident Cases	Staff Cases	Total Incidents
<b>Rathdowne Place</b>	Victoria	0	<6	0	<6
<b>Regis Cranbourne</b>	Victoria	0	8	0	8
<b>Regis Inala Lodge</b>	Victoria	0	<6	<6	<6
<b>Regis Sandringham</b>	Victoria	0	16	<6	n/p
<b>Traralgon Aged Care</b>	Victoria	<6	19	6	25
<b>Villa Maria Catholic Homes Bundoora Aged Care Residence</b>	Victoria	0	<6	0	<6
<b>Villa Maria Catholic Homes Justin Villa Aged Care Residence</b>	Victoria	0	<6	<6	<6
<b>Warrawee Nursing Home</b>	Victoria	0	6	<6	n/p
<b>Westmont Homestead</b>	Victoria	0	<6	0	<6
<b>Aegis Amberley</b>	Western Australia	0	43	16	59
<b>Aegis Banksia Park</b>	Western Australia	<6	71	29	100
<b>Aegis Carrington</b>	Western Australia	0	43	8	51
<b>Aegis Sandstrom</b>	Western Australia	0	<6	<6	<6
<b>Aegis Shoreline</b>	Western Australia	0	<6	<6	<6
<b>Braemar Cooina</b>	Western Australia	0	<6	0	<6
<b>Craigcare Albany</b>	Western Australia	0	7	<6	n/p
<b>David, Gita and Michael Hoffman Nursing Home</b>	Western Australia	<6	13	6	19
<b>James Watson Centre</b>	Western Australia	0	18	<6	n/p
<b>Juniper Bethavon</b>	Western Australia	<6	23	12	35
<b>Katanning MPS</b>	Western Australia	0	<6	<6	<6
<b>Michael Lee Centre</b>	Western Australia	<6	27	11	38
<b>Murdoch Gardens Care Community</b>	Western Australia	0	6	<6	n/p
<b>Regents Garden Scarborough Condocare</b>	Western Australia	0	<6	0	<6
<b>Singleton Community Aged Care</b>	Western Australia	0	<6	<6	<6