

Report on the lessons learned by the Advisory Committee on the Health Emergency Response to COVID-19 for People with Disability

Data companion – February 2023



Australian Government

Department of Social Services

Data companion



Australian Government
Department of Social Services

- This document provides an overview of data that was publicly available on health.gov.au relating to COVID-19 vaccination and infection for NDIS Participants and workers at the time the lessons learned report was developed.
- It is intended to support and be read alongside the lessons learned report.
- More recent data is available on the [Department of Health and Aged Care website](#) or by contacting the Department of Health and Aged Care.

NDIS participant 16+ vaccination rates



Australian Government
Department of Social Services

As at 18 August 2022, third dose vaccination coverage for eligible NDIS participants aged 16+ was ahead of the general population, while participants aged 12 to 15 were 3.7 percentage points below the general population for two doses.

Cohort	One dose	Two doses	Three doses	Four (or more) doses	Eligible participants who have received three doses	Compared to eligible national population (percentage points)
NDIS participants 16 years and over	87.3%	85.8%	65.2%	29.3%	76.2%	4.6 ahead (3 doses)
Residential disability accommodation	89.3%	87.9%	79.1%	39.1%	90.2%	18.6 ahead (3 doses)
Residential aged care (NDIS)	89.4%	88.0%	82.8%	65.6%	94.5%	22.9 ahead (3 doses)
NDIS participants 12-15 years	75.6%	71.1%	4.0%	1.3%	n/a	8.1 below (2 doses)

Source: Linkage between National Disability Insurance Agency data and the Australian Immunisation Register.

Total NDIS participant numbers as at 01 August 2022.

Australian Immunisation Register data as at midnight 17 August 2022.

Disability accommodation means two or more people with disability living in shared residential accommodation.

Estimated eligible coverage for a third dose is based on the national population, individuals are assumed eligible 3 months after the date they received their second dose and if aged 16 years today.

NDIS participant 16+ vaccination rates by jurisdiction



Australian Government
Department of Social Services

NDIS Participant 16+ vaccination rates					Eligible NDIS participants aged 16+ with three doses	Compared to eligible national population 16+ with three doses (percentage points)
Jurisdiction	One dose	Two doses	Eligible participants who have received three doses	Four (or more) doses		
ACT	89.5%	88.3%	83.6%	33.1%	83.6%	2.7 ahead
NSW	87.8%	86.5%	75.2%	32.0%	75.2%	9.2 ahead
NT	78.3%	76.1%	79.0%	24.1%	79.0%	9.5 ahead
QLD	85.4%	83.8%	71.5%	26.8%	71.5%	11.6 ahead
SA	85.1%	83.2%	78.2%	26.4%	78.2%	7.6 ahead
TAS	87.6%	85.6%	76.2%	27.3%	76.2%	2.6 ahead
VIC	88.4%	87.0%	77.6%	29.1%	77.6%	8.1 ahead
WA	88.6%	86.9%	82.2%	29.2%	82.2%	0.8 ahead
National	87.3%	85.8%	76.2%	29.3%	76.2%	7.8 ahead

- Vaccination coverage varied across states and territories.
- As at 18 August 2022, only the Northern Territory had a single dose vaccination rate below 80%, however third dose rates (for eligible participants) were 7.4 percentage points ahead of the general population.

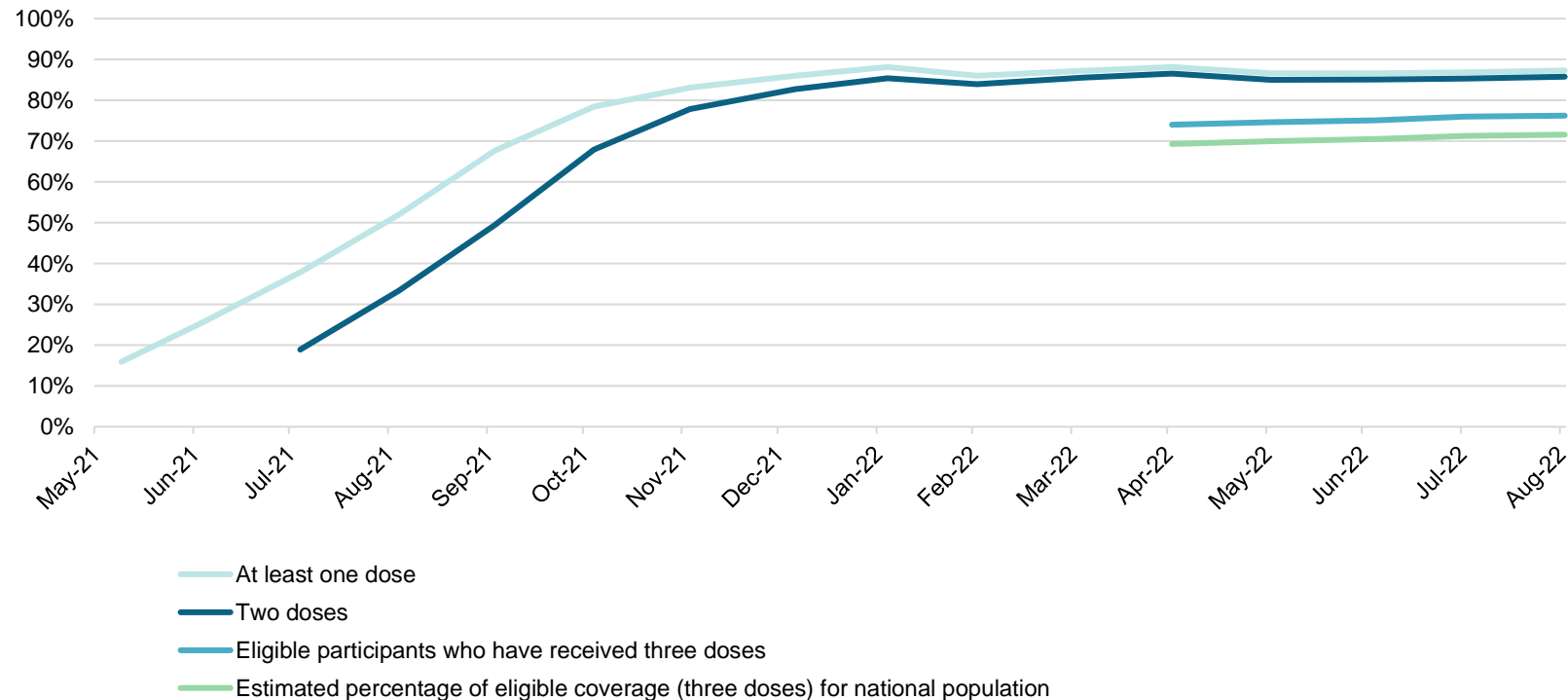
Source: Linkage between National Disability Insurance Agency data and the Australian Immunisation Register.
Total NDIS participant numbers as at 01 August 2022.
Australian Immunisation Register data as at midnight 17 August 2022.
Includes all participants regardless of residence type.
General population data sourced from Department of Health and Aged Care, as at 18 August 2022.

Vaccine take-up: NDIS participants 16+



Australian Government
Department of Social Services

NDIS Participants 16+ Vaccination Uptake



- Similar to the general population, initial uptake of each dose was high before reaching a plateau

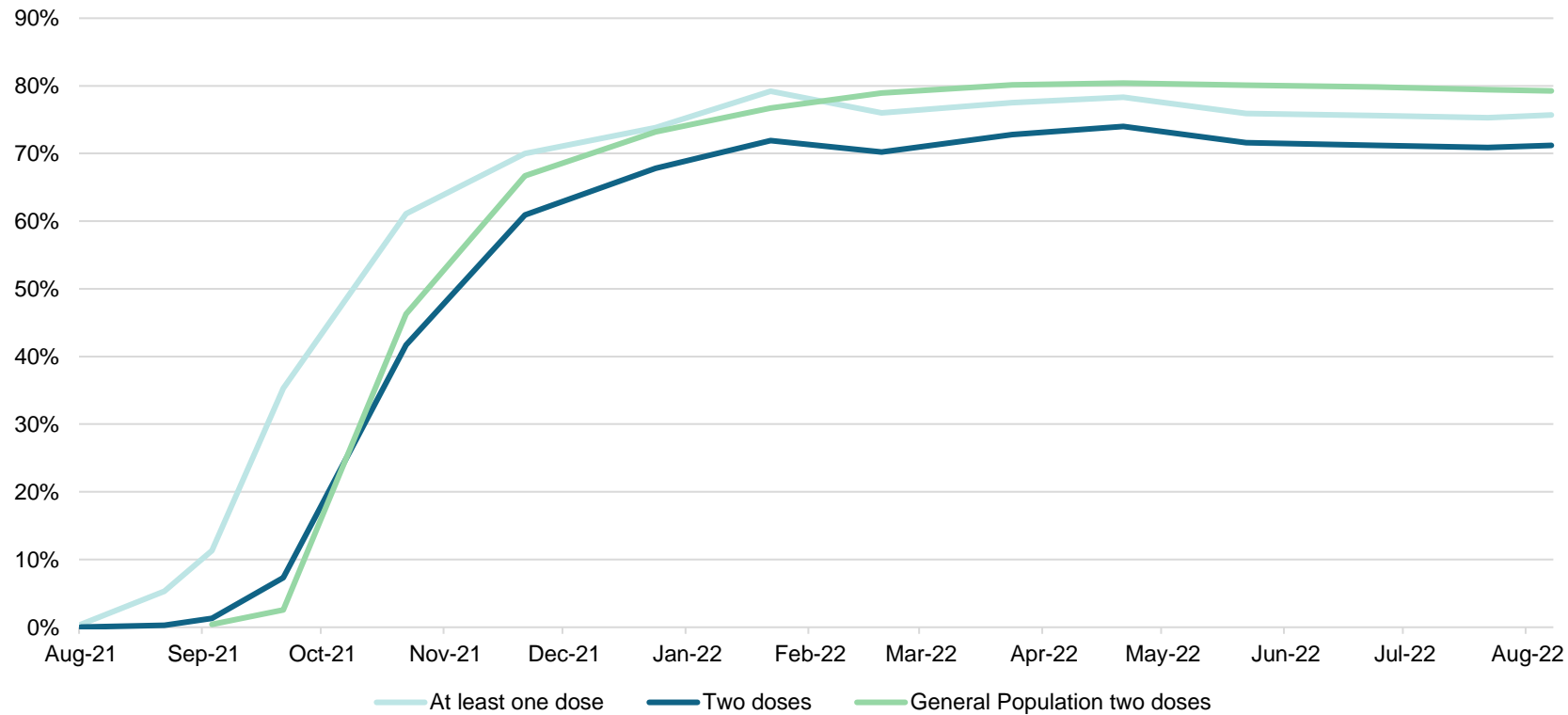
Source: Linkage between National Disability Insurance Agency data and the Australian Immunisation Register.
Total NDIS participant numbers as at 01 August 2022.
Australian Immunisation Register data as at midnight 17 August 2022.
Includes all participants regardless of residence type.
Data for three doses was not available prior to 7 April 2022.

Vaccine take-up: NDIS participants 12 to 15



Australian Government
Department of Social Services

NDIS Participants 12 to 15 Vaccination Uptake



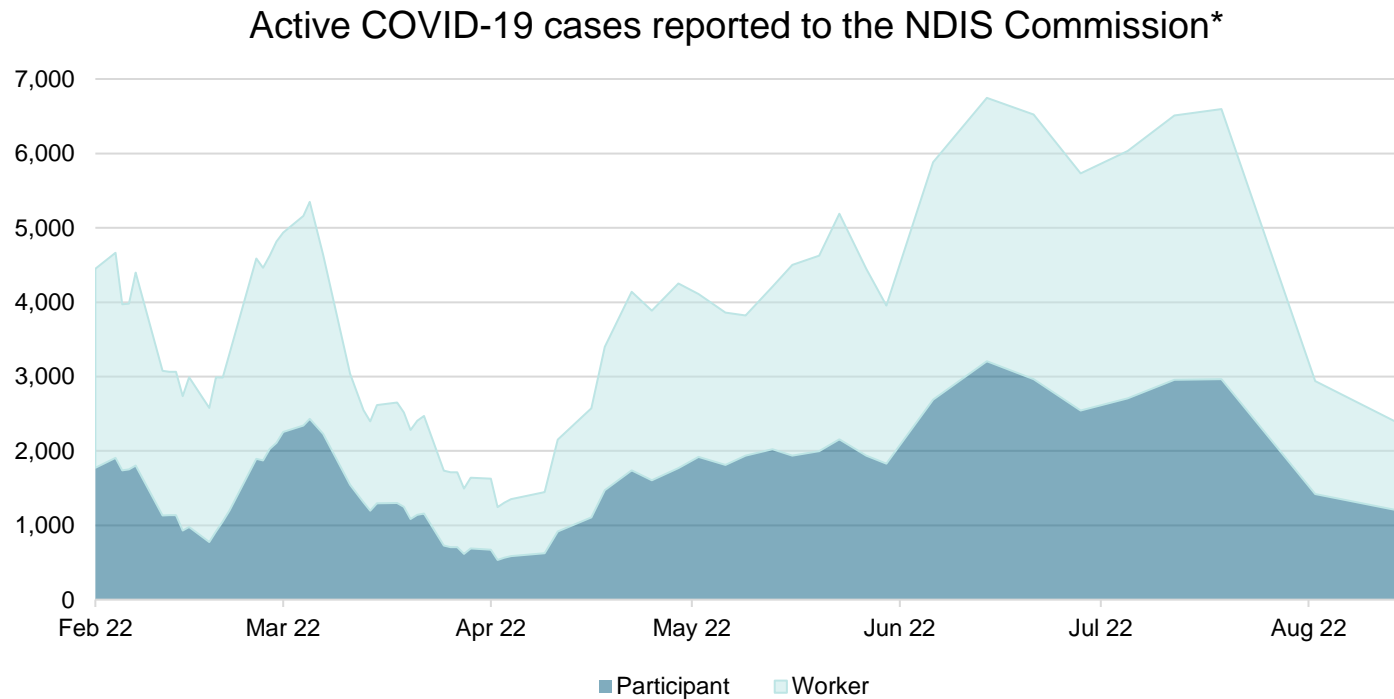
- Vaccination coverage for this cohort peaked in the lead up to the return to school, which coincided with the Omicron outbreak, prior to flattening.

Source: Linkage between National Disability Insurance Agency data and the Australian Immunisation Register.
Total NDIS participant numbers as at 01 August 2022.
Australian Immunisation Register data as at midnight 17 August 2022.

NDIS participant (all ages) and worker cases



Australian Government
Department of Social Services



- Data on case numbers for NDIS participants (all ages) and workers is limited as available data sets only capture those from providers who are required to report to the NDIS Quality and Safeguards Commission.
- While not all cases are reported, the trends in cases among NDIS participants and workers align with the outbreaks and surges in case numbers in the wider community.

*Only registered NDIS providers are required to notify the NDIS Commission, as soon as is practicable, of certain changes and events that significantly impact their provision of services regulated by the NDIS Commission, including COVID-19 impacts such as infection of participants, under section 13 and 13A of the NDIS (Provider Registration and Practice Standards) Rules 2018. Therefore, these figures do not represent all NDIS participants or all people with disability (who may not be NDIS participants).

Source: NDIS Quality and Safeguards Commission

Data as at 25 August 2022 (note: this data is no longer publicly reported)

NDIS workforce vaccination rates



	NDIS workers with at least one dose	NDIS workers with at least two doses	% NDIS workers with at least one dose	% NDIS workers with at least two doses
NSW	128,342	123,693	98.4%	94.9%
VIC	118,012	115,141	97.9%	95.5%
QLD	71,433	70,607	98.0%	96.8%
WA	34,489	33,105	92.1%	88.4%
SA	35,777	34,337	98.7%	94.7%
TAS	12,499	12,170	98.5%	95.9%
ACT	12,333	12,308	99.8%	99.6%
NT	3,639	3,492	99.6%	95.5%
TOTAL	416,524	404,853	97.7%	95.0%

- The NDIS Commission established a requirement for registered NDIS providers who provide intensive disability support services to report on the vaccination status of workers they employ, or otherwise engage, to deliver NDIS-funded supports and services, and who are required to be vaccinated in accordance with in-force state and territory public health orders.

Source: The NDIS Commission established a requirement for registered NDIS providers who provide intensive disability support services to report on the vaccination status of workers they employ, or otherwise engage, to deliver NDIS-funded supports and services, and who were required to be vaccinated in accordance with in-force state and territory public health orders during 2022. The statistics reflect data reported to the NDIS Commission by registered NDIS providers and should be considered indicative. Remaining workers not included include those exempt from vaccination requirements, workers whose vaccination status was not verified by the provider at the time of reporting (such as workers on leave) and provider reporting anomalies.

Data as at 18 August 2022 (note: this data collection ended in September 2022 with the cessation of public health orders mandating worker vaccination)