



**Australian Government**  

---

**Department of Health and Aged Care**

# COVID-19 Vaccine Rollout

Data as at:  
07 Jun 2023

# Total COVID-19 vaccine doses



65+

**4,443,972**

individuals aged 65 and over have received a vaccination



18+

**19,622,539**

individuals aged 18 and over have received a vaccination



5-17

**2,599,761**

individuals aged 5 to 17 have received a vaccination



**67,775,464**

total vaccine doses administered

**+173,100** weekly increase



Please note that a person's COVID-19 infection history cannot be linked to their vaccination records at this time, which means eligibility estimates and population coverage rates are not available. State breakdown is based on the state in which a vaccine was physically administered, and may differ from a person's residential address.

Source: Australian Immunisation Register

Data as at: 07 Jun 2023

# COVID-19 2023 Booster Doses



Total 2023 Booster Doses administered (18+)

**3,067,404**



2023 Booster Doses administered by age group

65+	50-64
<b>1,823,695</b>	<b>727,591</b>
30-49	18-29
<b>384,376</b>	<b>131,742</b>

Note: number of Booster Doses is not the same as number of people.#

## Number of people by time since last vaccination by age

	Less than six months ago	Six or more months ago	Unvaccinated##
65+	1,846,776	2,597,196	<500
50-64	768,654	3,768,622	89,810
30-49	433,096	6,403,482	234,964
18-29	154,872	3,649,841	222,603

## Number of 2023 Booster Doses administered by provider state###

Provider State	2023 Booster Doses (18+)	Weekly Increase
<b>National</b>	<b>3,067,404</b>	<b>+165,878</b>
ACT	89,917	+5,870
NSW	959,814	+50,574
NT	12,167	+834
QLD	553,320	+29,678
SA	240,525	+11,807
TAS	100,874	+5,766
VIC	811,875	+45,968
WA	298,912	+15,381

#The number of people with a dose will not match the number of doses administered. This can occur when a person receives a valid dose but then permanently leaves Australia, when a person receives multiple doses in a short time period (such as a specific health recommendation or a vaccine administration error), or in the case of data input errors into the Australian Immunisation Register.

##Unvaccinated population is based on the total Estimated Resident Population minus individuals who have a dose recorded in the Australian Immunisation Register.

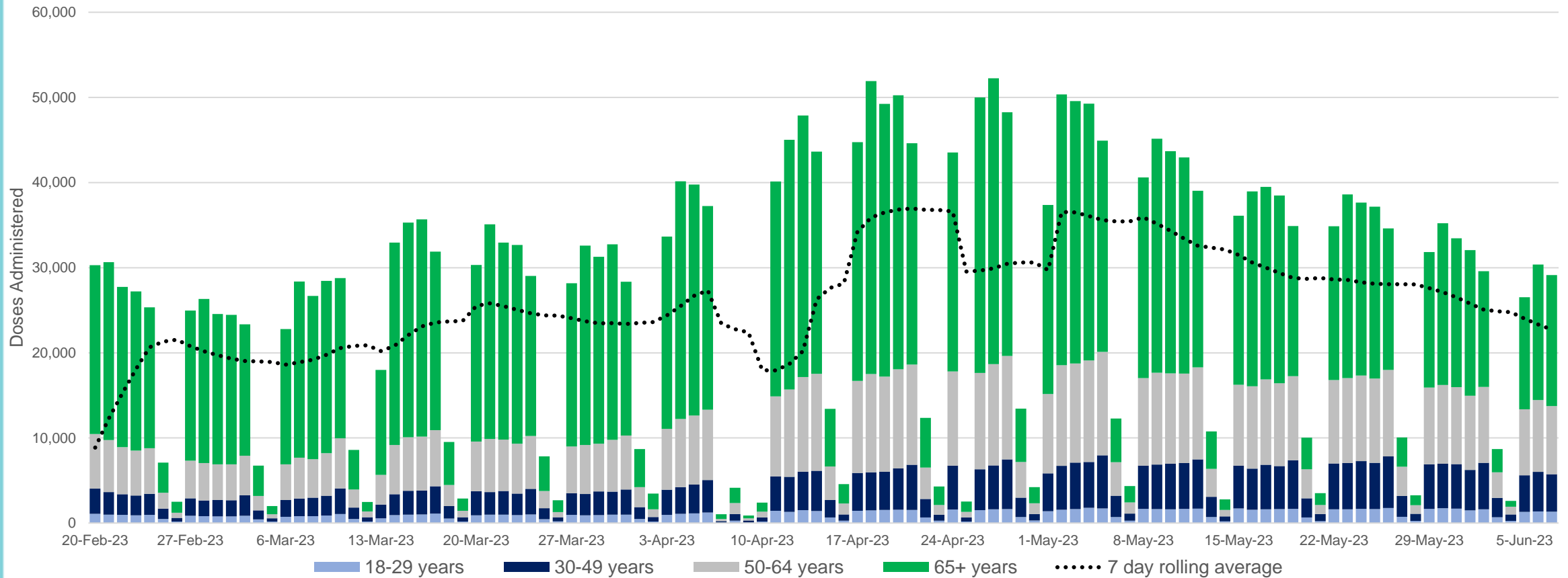
###State breakdown is based on the state in which a vaccine was physically administered, and may differ from a person's residential address.

Source: Australian Immunisation Register

# COVID-19 2023 Booster Doses

Data as at: 07 Jun 2023

Number of 2023 Booster Doses\* administered by week# and age group##



\*The 2023 Booster program commenced on 20 February 2023. Some doses may have been administered before the official commencement date.

##Date is based on the date a dose was physically administered rather than the date the information was recorded/known.

###The number of doses by age group is based on an individual's current age and may be different from the age at vaccination.

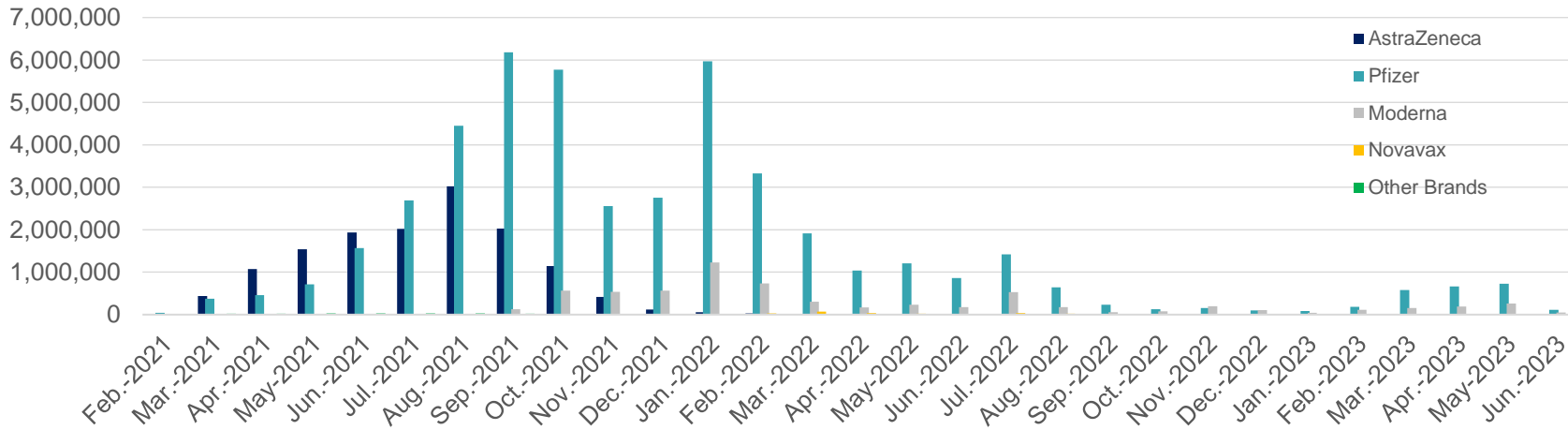
The number of people with a dose will not match the number of doses administered. This can occur when a person receives a valid dose but then permanently leaves Australia, when a person receives multiple doses in a short time period (such as a specific health recommendation or a vaccine administration error), or in the case of data input errors into the Australian Immunisation Register.

Source: Australian Immunisation Register

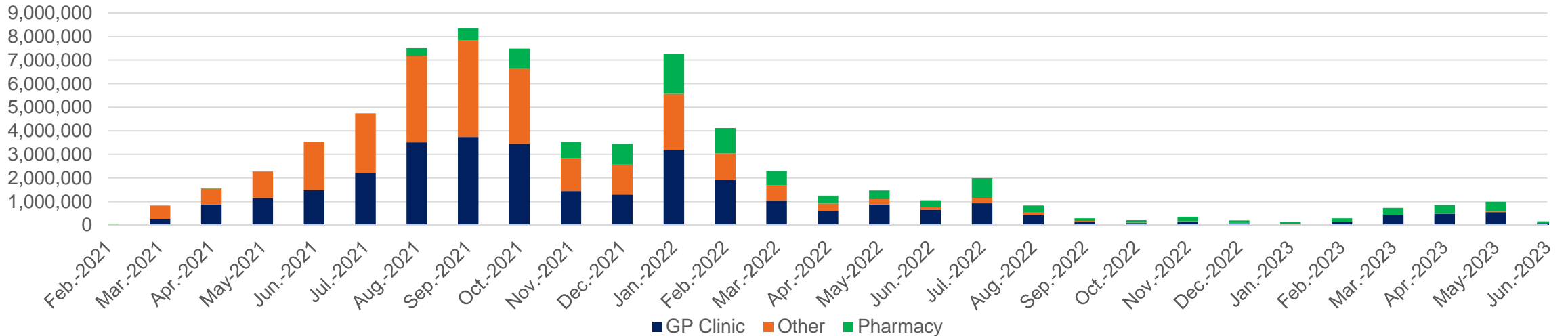
# COVID-19 vaccines administered over time

**Data as at:  
07 Jun 2023**

Number of doses administered by month and vaccine brand



Number of doses administered by month since start of rollout



A small number of doses are not included in the above graph as they were administered internationally to Australians prior to 20 February 2021. Other consists of Aged Care and Disability, Jurisdictions, and Other Primary Care channels.

Source: Australian Immunisation Register

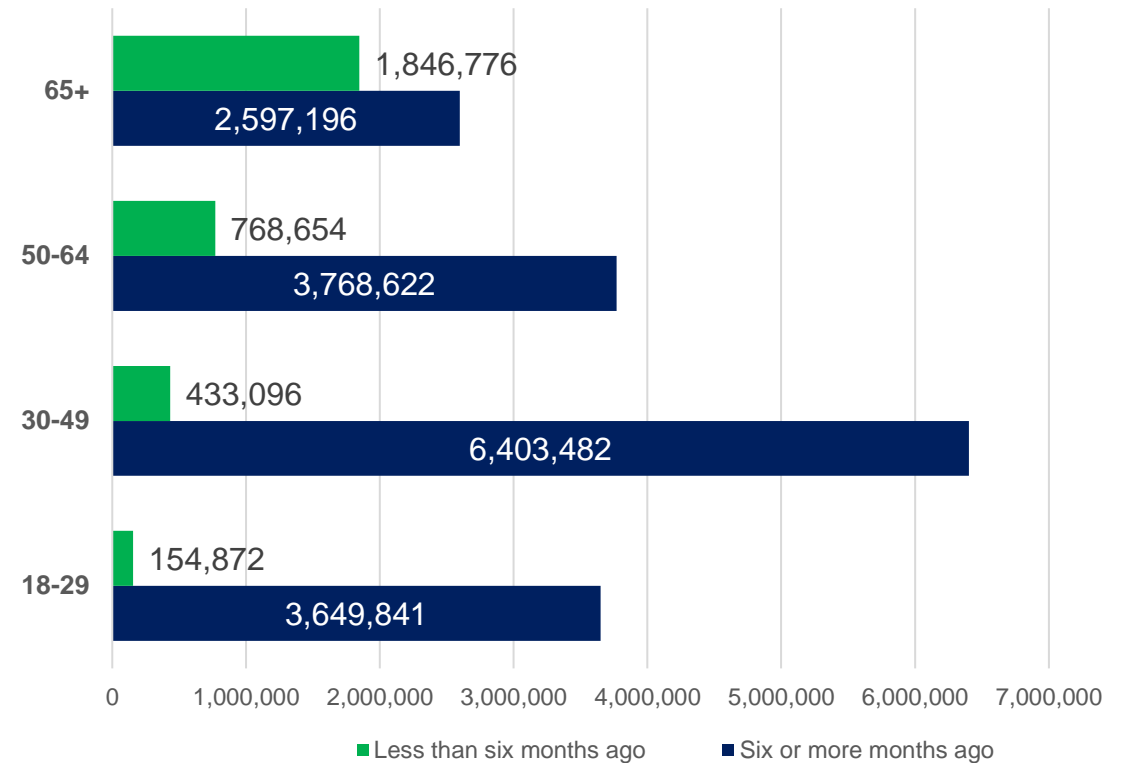
Data as at:  
07 Jun 2023

# Vaccinations by age and location

Time since individuals last vaccination by residential state (18+)

Residential state*	Less than six months ago	Six or more months ago	Unvaccinated#
<b>National</b>	<b>3,203,398</b>	<b>16,419,141</b>	<b>417,184</b>
ACT	82,916	262,009	10,347
NSW	1,010,671	5,156,002	153,525
NT	13,309	152,503	21,286
QLD	575,969	3,220,894	236,630
SA	247,528	1,100,838	82,529
TAS	102,433	330,043	20,550
VIC	841,563	4,220,960	71,154
WA	312,065	1,749,583	60,543
Unknown/Other	16,944	226,309	N/A

Time since individuals last vaccination by age (18+)



\*Residential state is based on a person's usual state of residence. In some cases, a residential address may be in Other Territories or unable to be linked to a state and result in unknown values.  
#Unvaccinated population is based on the total Estimated Resident Population minus individuals who have a dose recorded in the Australian Immunisation Register.

Source: Australian Immunisation Register

# Aboriginal and Torres Strait Islander peoples

Data as at:  
07 Jun 2023



**107,097**

First Nations individuals aged 5 to 17 have received a vaccination



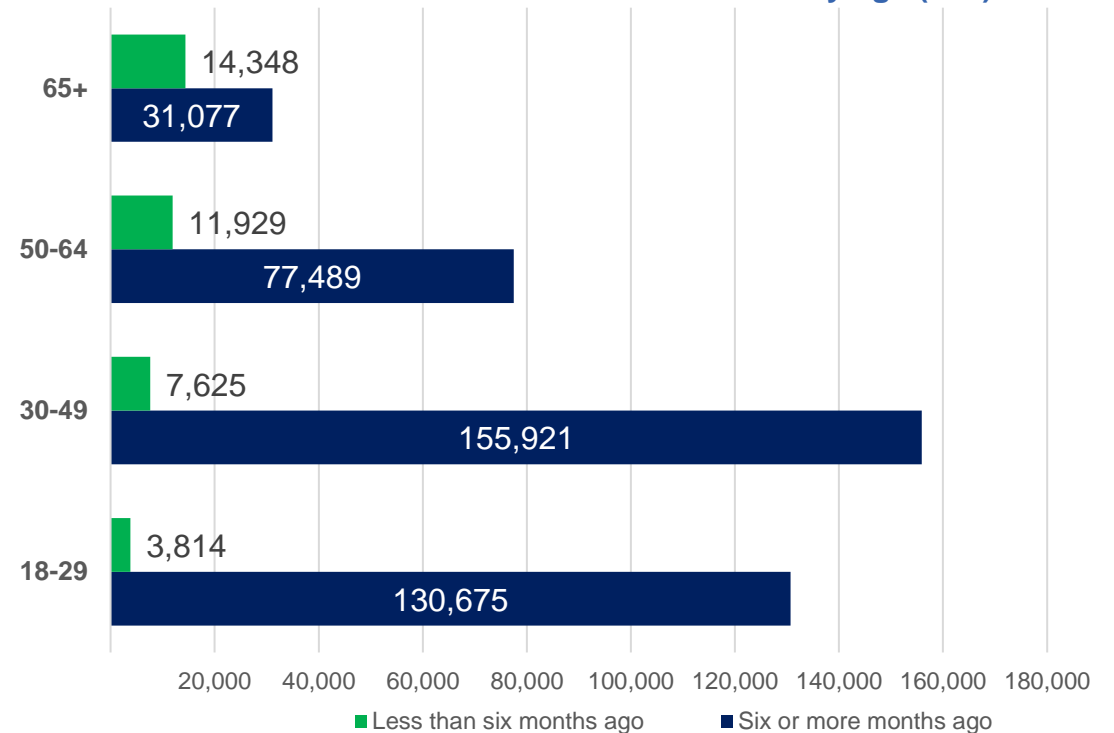
**35,152**

First Nations individuals (18+) have received a 2023 Booster Dose

## Time since First Nations individuals last vaccination by state (18+)

Residential state*	Less than six months ago	Six or more months ago	Unvaccinated#
<b>National</b>	<b>37,716</b>	<b>395,162</b>	<b>70,288</b>
ACT	672	3,978	<500
NSW	13,437	119,050	17,577
NT	1,759	35,577	3,952
QLD	9,424	104,420	23,301
SA	2,069	17,749	4,324
TAS	2,107	11,389	1,602
VIC	3,955	31,637	3,530
WA	3,188	48,801	7,010
Unknown/Other	1,105	22,561	8,622

## Time since First Nations individuals last vaccination by age (18+)



\*Residential state is based on a person's usual state of residence. In some cases, a residential address may be in Other Territories or be unable to be linked to a state and result in unknown values.

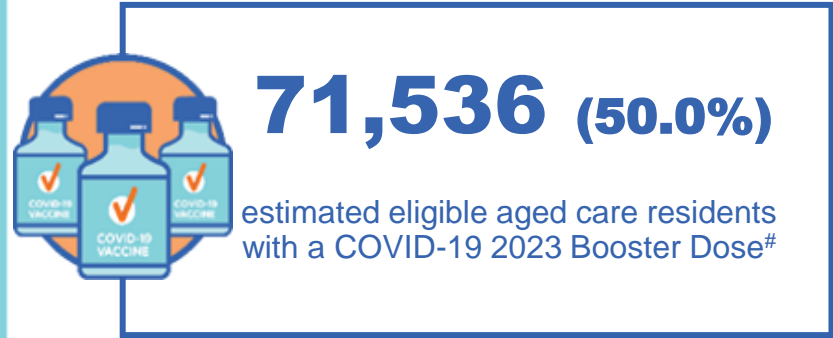
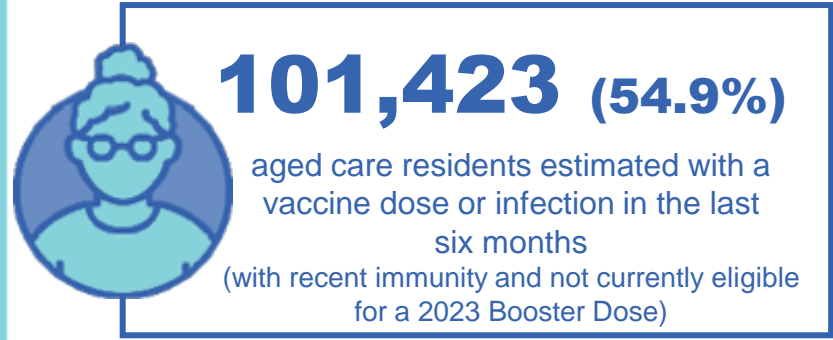
Identification as Aboriginal and/or Torres Strait Islander in the Australian Immunisation Register is optional and the estimated population may be under reported.

#Unvaccinated population is based on the total First Nations population in the Australian Immunisation Register minus First Nations individuals who have a dose recorded in the Australian Immunisation Register.

Source: Australian Immunisation Register

Data as at: 07 Jun 2023

# Residential aged care vaccination rollout



Aged care COVID-19 2023 Booster Doses

Jurisdiction	2023 Booster Doses	
	% of estimated eligible residents vaccinated	Residents vaccinated
<b>National</b>	<b>50.0%</b>	<b>71,536</b>
ACT	62.7%	1,238
NSW	50.0%	22,999
NT	34.9%	<200
QLD	48.4%	14,129
SA	50.9%	6,097
TAS	56.6%	1,969
VIC	52.9%	20,050
WA	40.0%	4,947

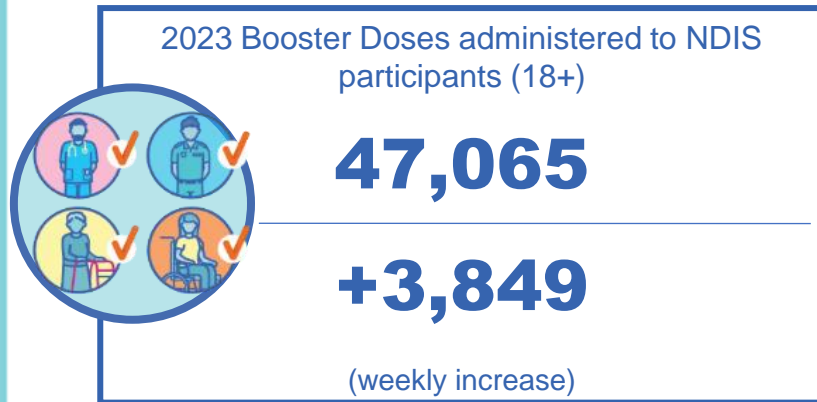
#The estimated eligible population is made up of residents who have completed their COVID-19 primary course, and had their last COVID-19 vaccine dose or infection more than six months ago. As residential aged care populations are fluid, and case overlay is not exact, eligible populations for vaccination are an estimate only and there is an administrative lag with the aged care recipient data which is linked to Australian Immunisation Register data. Counts may fluctuate due to enhancements to data over time.

Source: Matched Australian Immunisation Register data of residents in permanent residential aged care homes



Data as at:  
28 May 2023

# National Disability Insurance Scheme (NDIS) reported vaccinations



## Time since NDIS participants last vaccination by state (18+)

State	Less than six months ago	Six or more months ago	Unvaccinated <sup>#</sup>
<b>National</b>	<b>50,369</b>	<b>223,332</b>	<b>23,821</b>
ACT	1,370	3,716	279
NSW	15,665	68,502	6,612
NT	299	2,232	231
QLD	8,910	44,824	6,644
SA	4,149	18,131	2,503
TAS	1,626	5,128	592
VIC	14,046	59,091	4,979
WA	4,301	21,644	1,942

Includes all participants regardless of residence type.

<sup>#</sup>Unvaccinated population is based on the total NDIS population linked in MADIP minus those who have a dose recorded in the Australian Immunisation Register.

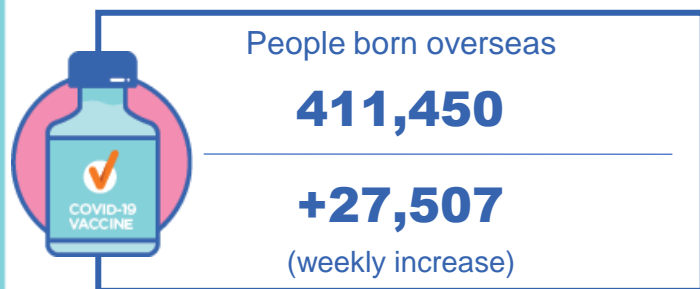
Small negative changes may appear when compared with the previous report due to perturbation, data maturity and changes in population sizes.

Source: Australian Immunisation Register linked to the Multi-Agency Data Integration Project (MADIP)

# Individuals with Culturally and Linguistically Diverse\* (CALD) backgrounds

Data as at:  
28 May 2023

## 2023 Booster Doses administered (18+)



## Time since CALD individuals last vaccination by state (18+)

State	Born overseas			Speaks a language other than English at home		
	Less than six months ago	Six or more months ago	Unvaccinated <sup>#</sup>	Less than six months ago	Six or more months ago	Unvaccinated <sup>#</sup>
<b>National</b>	<b>459,241</b>	<b>3,698,452</b>	<b>212,745</b>	<b>322,771</b>	<b>3,475,023</b>	<b>210,612</b>
ACT	13,938	71,011	3,092	9,815	65,055	3,008
NSW	169,437	1,369,645	74,758	127,869	1,358,136	83,467
NT	1,936	26,690	1,189	1,307	23,624	1,313
QLD	58,195	480,964	42,071	35,045	386,529	31,000
SA	26,350	197,799	15,499	17,497	186,693	16,457
TAS	6,688	33,704	2,363	3,258	26,731	1,688
VIC	138,087	1,145,828	54,304	102,776	1,127,975	59,133
WA	44,308	366,754	19,062	24,921	294,604	14,187

\*Individuals with culturally and linguistically diverse (CALD) backgrounds are as reported in the 2021 Census and do not include Aboriginal and Torres Strait Islander peoples. The Born Overseas cohort excludes those born in the United Kingdom, Ireland and New Zealand. The data excludes those who have since departed Australia and deceased persons since the 2021 Census. There is an overlap across CALD cohorts where individuals may have reported they had more than one CALD characteristic in the 2021 Census.

<sup>#</sup>Unvaccinated population is based on the total cohort from the 2021 Census linked in MADIP minus those who have a dose recorded in the Australian Immunisation Register.

Counts may fluctuate due to enhancements to data over time.

Small negative changes may appear when compared with the previous report due to perturbation, data maturity and changes in population sizes.

Source: Australian Immunisation Register linked to the Multi-Agency Data Integration Project (MADIP)

# Explanatory notes

Please note that a person's COVID-19 infection history cannot be linked to their vaccination records at this time. This means we cannot estimate population eligibility or provide information on population coverage. For this reason, the number of boosters and the number of people based on their time since last vaccination have been provided.

**The Australian Immunisation Register (AIR):** the Australian Immunisation Register is a national register that records all vaccines given to people in Australia.

**Doses administered:** the total number of COVID-19 vaccination records in the Australian Immunisation Register. This includes all records, including vaccine administration errors, doses that were administered to people who are no longer active in Australia (relocated or passed away), and doses administered to people overseas who have since interacted with the Australian health system. The number of doses administered is different to the number of people with a dose. The number of doses administered is normally shown by the provider state, while the number of people with a dose is normally shown by a person's residential state.

**Time Since Last Vaccination:** the time that has elapsed since a person's last recorded COVID-19 vaccine, based on the administration date in the Australian Immunisation Register.

**2023 Booster Doses:** any booster dose administered since 01 January 2023, to individuals aged 18 and over.

**Age:** unless otherwise specified, age is calculated based on the age of a person at the time of reporting. It is possible for a person to move across cohorts over time however they are counted in only one cohort at the time of reporting.

**Aboriginal and Torres Strait Islander peoples:** the Aboriginal and Torres Strait Islander population refers to the number of individuals that identify as Aboriginal and Torres Strait Islander in the Australian Immunisation Register. Identifying as Aboriginal and/or Torres Strait Islander is optional, and the estimated population may be under reported. Numbers include all Aboriginal and Torres Strait Islander peoples who have received a vaccination and are not limited to those administered in an ACCHS setting.

**Other Priority Populations:** some cohorts of interest are unable to be identified in the Australian Immunisation Register alone. For information on these priority populations, please refer to the caveats with the data, as these use different data assets and may have different methodologies that are not directly comparable to the general population.

**International doses:** vaccination doses that are recognised by the Therapeutic Goods Administration (TGA) and were physically administered outside of Australia to people included in the Australian Immunisation Register. Please note that many of these doses are assigned to a default provider with a location in the Australian Capital Territory.

**Weekly increases:** are the difference between the reported total from last week and the total this week. This captures all new records uploaded into the Australian Immunisation Register, even if the doses were not physically administered during this time period (i.e., if a provider enters a record late).

**Update information:** vaccine data is sourced from the Australian Immunisation Register as at 11:59pm 07 June 2023 unless otherwise noted.