



Australian Government
Department of Health and Aged Care

COVID-19 Vaccine Rollout

Data as at:
21 Jun 2023

Total COVID-19 vaccine doses



65+

4,449,067

individuals aged 65 and over have received a vaccination



18+

19,629,591

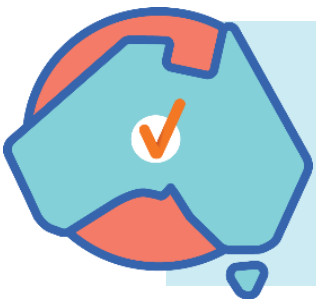
individuals aged 18 and over have received a vaccination



5-17

2,589,676

individuals aged 5 to 17 have received a vaccination



68,047,109

total vaccine doses administered

+134,290 weekly increase

NSW

21,081,928

+39,436 weekly increase

VIC

17,705,339

+37,228 weekly increase

QLD

12,794,191

+22,093 weekly increase

WA

7,363,294

+13,975 weekly increase

TAS

1,578,475

+4,728 weekly increase

SA

4,763,415

+8,888 weekly increase

ACT

2,121,459

+7,177 weekly increase

NT

639,008

+765 weekly increase

Please note that a person's COVID-19 infection history cannot be linked to their vaccination records at this time, which means eligibility estimates and population coverage rates are not available.
State breakdown is based on the state in which a vaccine was physically administered, and may differ from a person's residential address.

Source: Australian Immunisation Register

COVID-19 2023 Booster Doses

Australia's COVID-19
Vaccine Program

Data as at:
21 Jun 2023



Total 2023 Booster Doses administered (18+)

3,326,331



2023 Booster Doses administered by age group

65+	50-64
1,955,846	797,396
30-49	18-29
426,401	146,688

Note: number of Booster Doses is not the same as number of people.#

Number of people by time since last vaccination by age

	Less than six months ago	Six or more months ago	Unvaccinated##
65+	1,955,960	2,493,107	<500
50-64	808,684	3,729,594	88,808
30-49	444,398	6,394,393	232,751
18-29	162,013	3,641,442	223,861

Number of 2023 Booster Doses administered by provider state###

Provider State	2023 Booster Doses (18+)	Weekly Increase
National	3,326,331	+127,978
ACT	97,248	+3,966
NSW	1,035,148	+38,456
NT	13,463	+722
QLD	600,435	+21,393
SA	257,695	+8,661
TAS	109,582	+4,639
VIC	883,122	+36,474
WA	329,638	+13,667

#The number of people with a dose will not match the number of doses administered. This can occur when a person receives a valid dose but then permanently leaves Australia, when a person receives multiple doses in a short time period (such as a specific health recommendation or a vaccine administration error), or in the case of data input errors into the Australian Immunisation Register.

##Unvaccinated population is based on the total Estimated Resident Population minus individuals who have a dose recorded in the Australian Immunisation Register.

###State breakdown is based on the state in which a vaccine was physically administered, and may differ from a person's residential address.

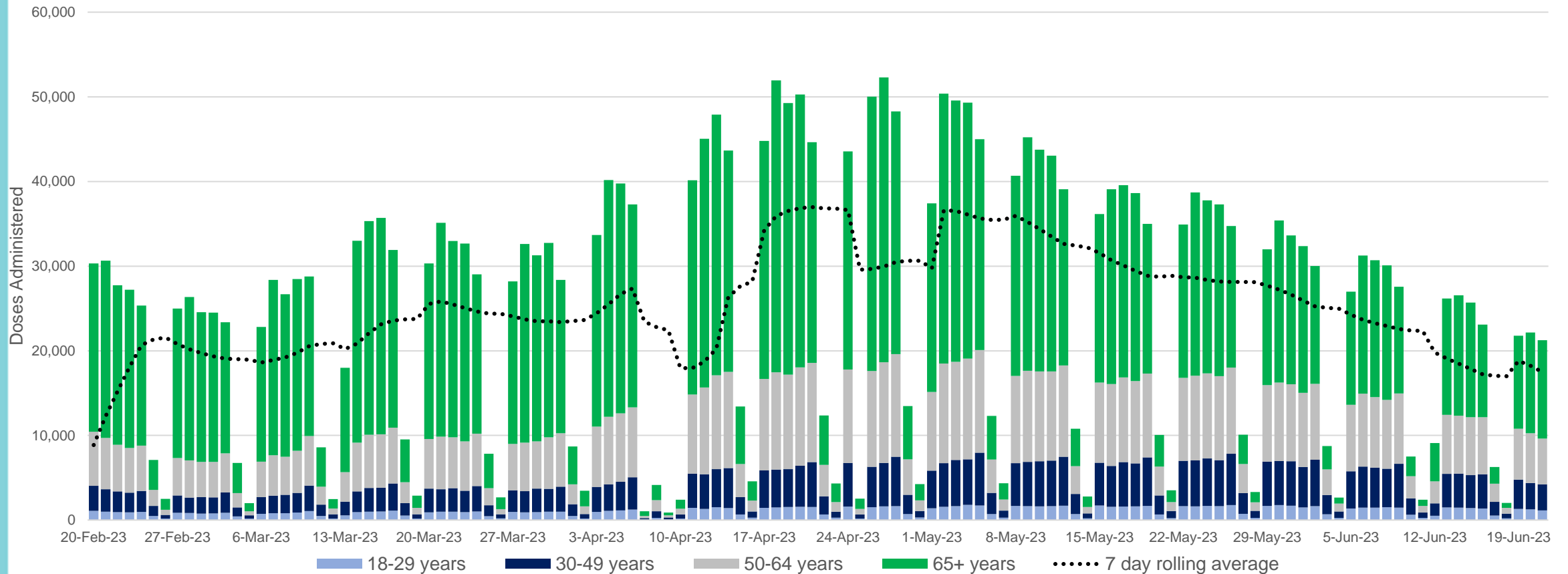
Source: Australian Immunisation Register

COVID-19 2023 Booster Doses

Australia's COVID-19
Vaccine Program

Data as at:
21 Jun 2023

Number of 2023 Booster Doses* administered by week# and age group##



*The 2023 Booster program commenced on 20 February 2023. Some doses may have been administered before the official commencement date.

#Date is based on the date a dose was physically administered rather than the date the information was recorded/known.

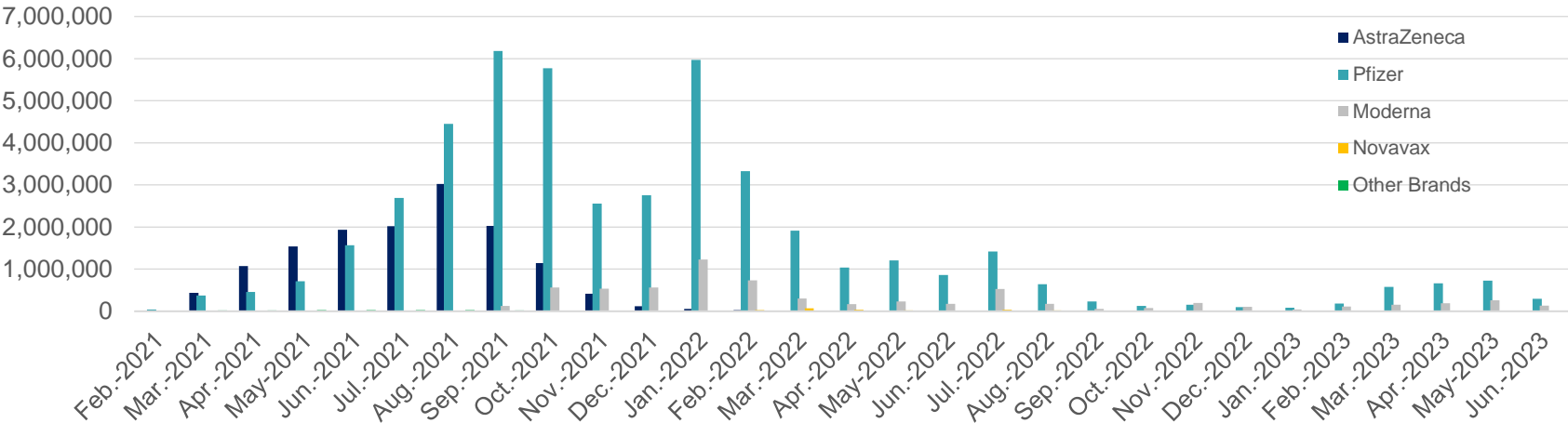
##The number of doses by age group is based on an individual's current age and may be different from the age at vaccination.

The number of people with a dose will not match the number of doses administered. This can occur when a person receives a valid dose but then permanently leaves Australia, when a person receives multiple doses in a short time period (such as a specific health recommendation or a vaccine administration error), or in the case of data input errors into the Australian Immunisation Register.

Source: Australian Immunisation Register

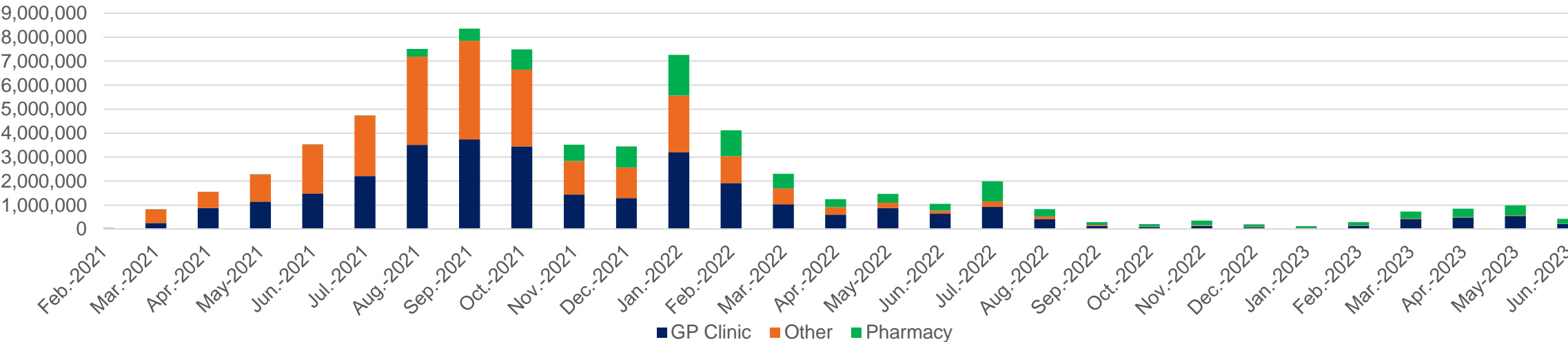
COVID-19 vaccines administered over time

Number of doses administered by month and vaccine brand



Data as at:
 21 Jun 2023

Number of doses administered by month since start of rollout



A small number of doses are not included in the above graph as they were administered internationally to Australians prior to 20 February 2021. Other consists of Aged Care and Disability, Jurisdictions, and Other Primary Care channels.

Source: Australian Immunisation Register

Vaccinations by age and location

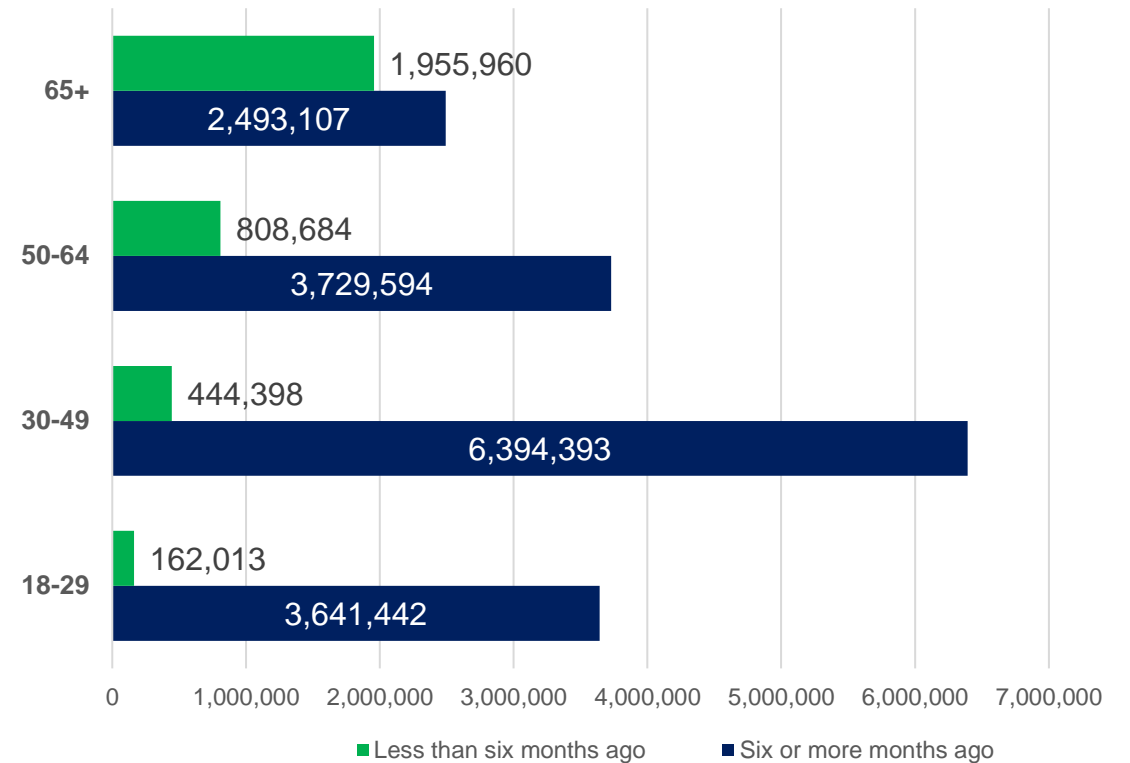
Australia's COVID-19
Vaccine Program

Data as at:
21 Jun 2023

Time since individuals last vaccination by residential state (18+)

Residential state*	Less than six months ago	Six or more months ago	Unvaccinated#
National	3,371,055	16,258,536	410,132
ACT	86,346	258,768	10,158
NSW	1,055,840	5,112,310	152,048
NT	13,772	152,052	21,274
QLD	607,882	3,190,483	235,128
SA	259,663	1,089,069	82,163
TAS	108,904	323,508	20,614
VIC	888,265	4,176,111	69,301
WA	332,691	1,730,543	58,957
Unknown/Other	17,692	225,692	N/A

Time since individuals last vaccination by age (18+)



*Residential state is based on a person's usual state of residence. In some cases, a residential address may be in Other Territories or unable to be linked to a state and result in unknown values.
#Unvaccinated population is based on the total Estimated Resident Population minus individuals who have a dose recorded in the Australian Immunisation Register.

Source: Australian Immunisation Register

Aboriginal and Torres Strait Islander peoples

Data as at:
21 Jun 2023



106,668

First Nations individuals aged 5 to 17 have received a vaccination



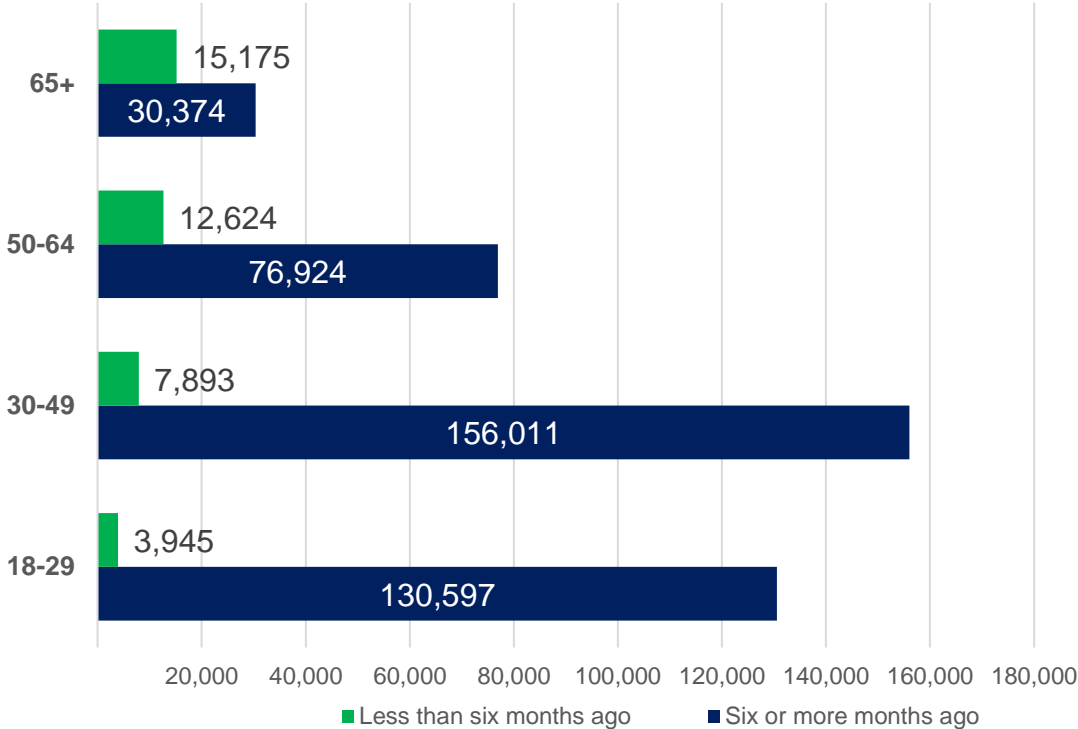
38,456

First Nations individuals (18+) have received a 2023 Booster Dose

Time since First Nations individuals last vaccination by state (18+)

Residential state*	Less than six months ago	Six or more months ago	Unvaccinated#
National	39,637	393,906	70,376
ACT	705	3,950	<500
NSW	14,051	118,679	17,601
NT	1,849	35,580	3,957
QLD	9,953	104,082	23,299
SA	2,144	17,698	4,323
TAS	2,221	11,283	1,601
VIC	4,152	31,504	3,538
WA	3,461	48,619	7,026
Unknown/Other	1,101	22,511	8,657

Time since First Nations individuals last vaccination by age (18+)

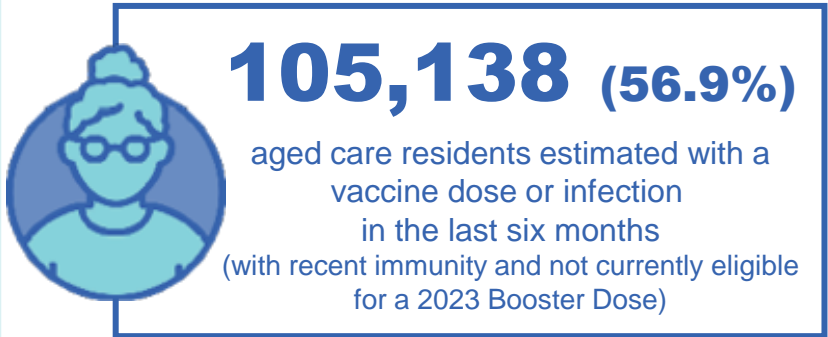
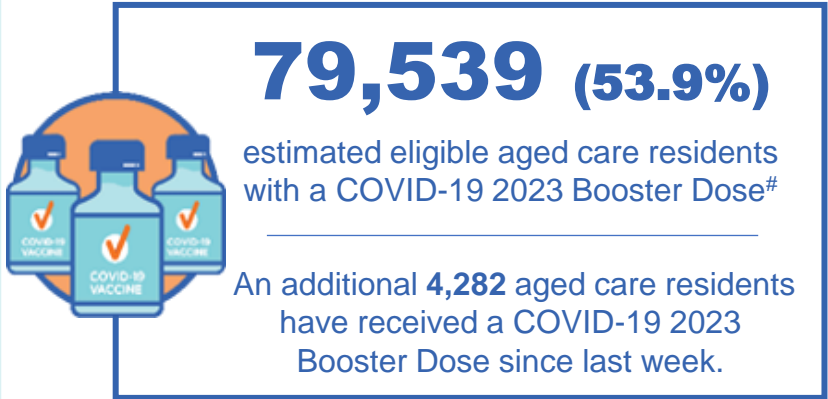


*Residential state is based on a person's usual state of residence. In some cases, a residential address may be in Other Territories or be unable to be linked to a state and result in unknown values.
Identification as Aboriginal and/or Torres Strait Islander in the Australian Immunisation Register is optional and the estimated population may be under reported.
#Unvaccinated population is based on the total First Nations population in the Australian Immunisation Register minus First Nations individuals who have a dose recorded in the Australian Immunisation Register.

Source: Australian Immunisation Register

Data as at:
21 Jun 2023

Residential aged care vaccination rollout



Aged care COVID-19 2023 Booster Doses

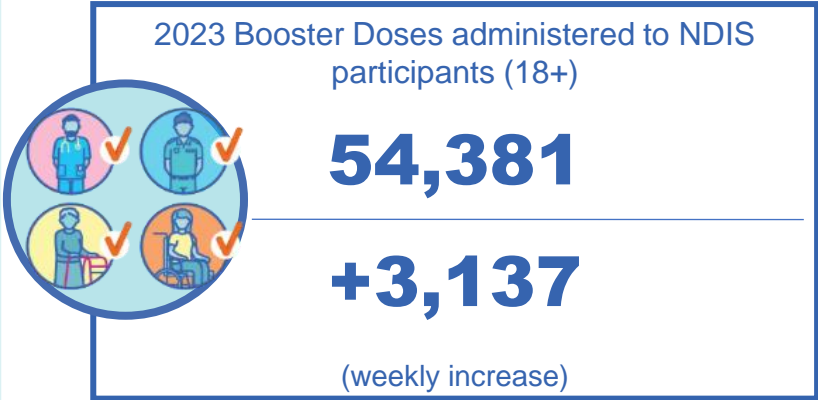
Jurisdiction	2023 Booster Doses	
	% of estimated eligible residents vaccinated	Residents vaccinated
National	53.9%	79,539
ACT	63.8%	1,268
NSW	54.1%	25,549
NT	38.3%	<200
QLD	51.7%	15,539
SA	53.3%	6,652
TAS	62.1%	2,239
VIC	57.8%	22,643
WA	43.1%	5,517

[#]The estimated eligible population is made up of residents who have completed their COVID-19 primary course, and had their last COVID-19 vaccine dose or infection more than six months ago. As residential aged care populations are fluid, and case overlay is not exact, eligible populations for vaccination are an estimate only and there is an administrative lag with the aged care recipient data which is linked to Australian Immunisation Register data. Counts may fluctuate due to enhancements to data over time.

Source: Matched Australian Immunisation Register data of residents in permanent residential aged care homes

Data as at:
12 June 2023

National Disability Insurance Scheme (NDIS) reported vaccinations



Time since NDIS participants last vaccination by state (18+)

State	Less than six months ago	Six or more months ago	Unvaccinated [#]
National	55,901	222,468	24,407
ACT	1,509	3,633	282
NSW	17,272	68,154	6,776
NT	334	2,201	229
QLD	9,969	44,814	6,817
SA	4,539	18,195	2,564
TAS	1,784	5,069	597
VIC	15,584	58,844	5,111
WA	4,898	21,501	1,996

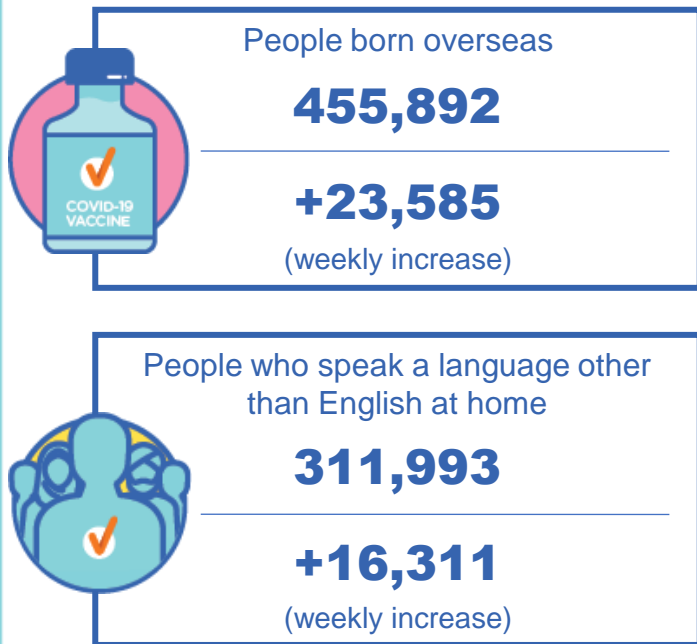
Includes all participants regardless of residence type.
[#]Unvaccinated population is based on the total NDIS population linked in MADIP minus those who have a dose recorded in the Australian Immunisation Register.
 Small negative changes may appear when compared with the previous report due to perturbation, data maturity and changes in population sizes.

Source: Australian Immunisation Register linked to the Multi-Agency Data Integration Project (MADIP)

Data as at:
12 June 2023

Individuals with Culturally and Linguistically Diverse* (CALD) backgrounds

2023 Booster Doses administered (18+)



Time since CALD individuals last vaccination by state (18+)

	Born overseas			Speaks a language other than English at home		
State	Less than six months ago	Six or more months ago	Unvaccinated [#]	Less than six months ago	Six or more months ago	Unvaccinated [#]
National	478,872	3,674,163	214,941	332,493	3,464,080	212,765
ACT	14,386	70,369	3,191	9,993	64,707	3,101
NSW	175,060	1,360,042	75,343	130,517	1,353,036	84,045
NT	1,956	26,996	1,254	1,295	23,902	1,384
QLD	60,971	476,970	42,329	36,032	384,711	31,234
SA	27,566	197,695	15,708	18,172	187,262	16,682
TAS	7,205	33,340	2,478	3,460	26,724	1,783
VIC	144,522	1,138,769	54,961	106,846	1,124,564	59,769
WA	46,901	363,934	19,258	25,889	293,526	14,385

*Individuals with culturally and linguistically diverse (CALD) backgrounds are as reported in the 2021 Census and do not include Aboriginal and Torres Strait Islander peoples. The Born Overseas cohort excludes those born in the United Kingdom, Ireland and New Zealand. The data excludes those who have since departed Australia and deceased persons since the 2021 Census. There is an overlap across CALD cohorts where individuals may have reported they had more than one CALD characteristic in the 2021 Census.

[#]Unvaccinated population is based on the total cohort from the 2021 Census linked in MADIP minus those who have a dose recorded in the Australian Immunisation Register.

Counts may fluctuate due to enhancements to data over time.

Small negative changes may appear when compared with the previous report due to perturbation, data maturity and changes in population sizes.

Source: Australian Immunisation Register linked to the Multi-Agency Data Integration Project (MADIP)

Explanatory notes

Please note that a person's COVID-19 infection history cannot be linked to their vaccination records at this time. This means we cannot estimate population eligibility or provide information on population coverage. For this reason, the number of boosters and the number of people based on their time since last vaccination have been provided.

The Australian Immunisation Register (AIR): the Australian Immunisation Register is a national register that records all vaccines given to people in Australia.

Doses administered: the total number of COVID-19 vaccination records in the Australian Immunisation Register. This includes all records, including vaccine administration errors, doses that were administered to people who are no longer active in Australia (relocated or passed away), and doses administered to people overseas who have since interacted with the Australian health system. The number of doses administered is different to the number of people with a dose. The number of doses administered is normally shown by the provider state, while the number of people with a dose is normally shown by a person's residential state.

Time Since Last Vaccination: the time that has elapsed since a person's last recorded COVID-19 vaccine, based on the administration date in the Australian Immunisation Register.

2023 Booster Doses: any booster dose administered since 01 January 2023, to individuals aged 18 and over.

Age: unless otherwise specified, age is calculated based on the age of a person at the time of reporting. It is possible for a person to move across cohorts over time however they are counted in only one cohort at the time of reporting.

Aboriginal and Torres Strait Islander peoples: the Aboriginal and Torres Strait Islander population refers to the number of individuals that identify as Aboriginal and Torres Strait Islander in the Australian Immunisation Register. Identifying as Aboriginal and/or Torres Strait Islander is optional, and the estimated population may be under reported. Numbers include all Aboriginal and Torres Strait Islander peoples who have received a vaccination and are not limited to those administered in an ACCHS setting.

Other Priority Populations: some cohorts of interest are unable to be identified in the Australian Immunisation Register alone. For information on these priority populations, please refer to the caveats with the data, as these use different data assets and may have different methodologies that are not directly comparable to the general population.

International doses: vaccination doses that are recognised by the Therapeutic Goods Administration (TGA) and were physically administered outside of Australia to people included in the Australian Immunisation Register. Please note that many of these doses are assigned to a default provider with a location in the Australian Capital Territory.

Weekly increases: are the difference between the reported total from last week and the total this week. This captures all new records uploaded into the Australian Immunisation Register, even if the doses were not physically administered during this time period (i.e., if a provider enters a record late).

Update information: vaccine data is sourced from the Australian Immunisation Register as at 11:59pm 21 June 2023 unless otherwise noted.