



Australian Government

Department of Health and Aged Care

COVID-19 Vaccine Rollout

Data as at:
10 May 2023

Total COVID-19 vaccine doses



65+

4,434,280

individuals aged 65 and over have received a vaccination



18+

19,607,633

individuals aged 18 and over have received a vaccination



5-17

2,619,617

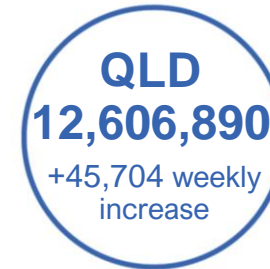
individuals aged 5 to 17 have received a vaccination



66,979,813

total vaccine doses administered

+248,143 weekly increase



Please note that a person's COVID-19 infection history cannot be linked to their vaccination records at this time, which means eligibility estimates and population coverage rates are not available. State breakdown is based on the state in which a vaccine was physically administered, and may differ from a person's residential address.

Source: Australian Immunisation Register

Data as at: 10 May 2023

COVID-19 2023 Booster Doses



Total 2023 Booster Doses administered (18+)

2,300,285



2023 Booster Doses administered by age group

| | |
|------------------|----------------|
| 65+ | 50-64 |
| 1,418,323 | 520,918 |
| 30-49 | 18-29 |
| 266,232 | 94,812 |

Note: number of Booster Doses is not the same as number of people.#

Number of people by time since last vaccination by age

| | Less than six months ago | Six or more months ago | Unvaccinated## |
|-------|--------------------------|------------------------|----------------|
| 65+ | 1,506,258 | 2,928,022 | <500 |
| 50-64 | 658,314 | 3,875,693 | 93,079 |
| 30-49 | 406,695 | 6,425,833 | 239,014 |
| 18-29 | 137,049 | 3,669,769 | 220,498 |

Number of 2023 Booster Doses administered by provider state###

| Provider State | 2023 Booster Doses (18+) | Weekly Increase |
|-----------------|--------------------------|-----------------|
| National | 2,300,285 | +241,122 |
| ACT | 67,546 | +5,910 |
| NSW | 729,616 | +73,152 |
| NT | 8,622 | +1,136 |
| QLD | 417,466 | +44,906 |
| SA | 188,545 | +16,452 |
| TAS | 74,735 | +8,565 |
| VIC | 602,730 | +62,525 |
| WA | 211,025 | +28,476 |

#The number of people with a dose will not match the number of doses administered. This can occur when a person receives a valid dose but then permanently leaves Australia, when a person receives multiple doses in a short time period (such as a specific health recommendation or a vaccine administration error), or in the case of data input errors into the Australian Immunisation Register.

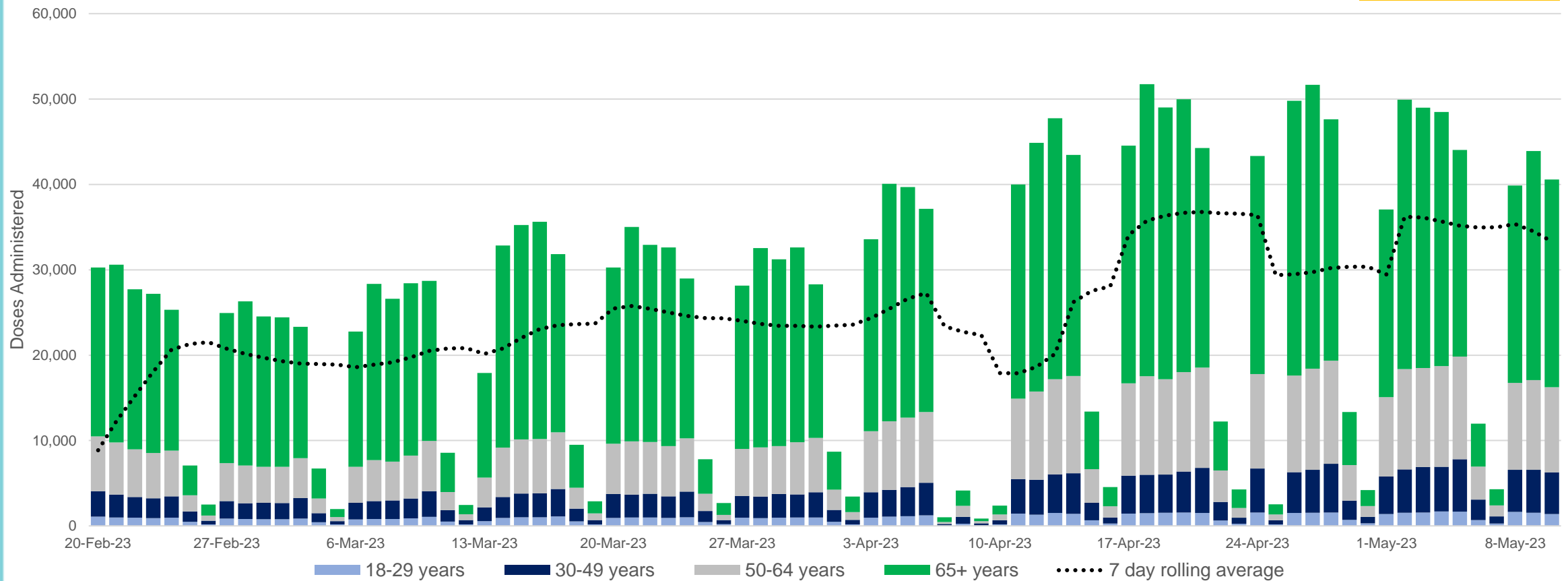
##Unvaccinated population is based on the total Estimated Resident Population minus individuals who have a dose recorded in the Australian Immunisation Register.

###State breakdown is based on the state in which a vaccine was physically administered, and may differ from a person's residential address.

COVID-19 2023 Booster Doses

Data as at: 10 May 2023

Number of 2023 Booster Doses* administered by week# and age group##



*The 2023 Booster program commenced on 20 February 2023. Some doses may have been administered before the official commencement date.

#Date is based on the date a dose was physically administered rather than the date the information was recorded/known.

##The number of doses by age group is based on an individual's current age and may be different from the age at vaccination.

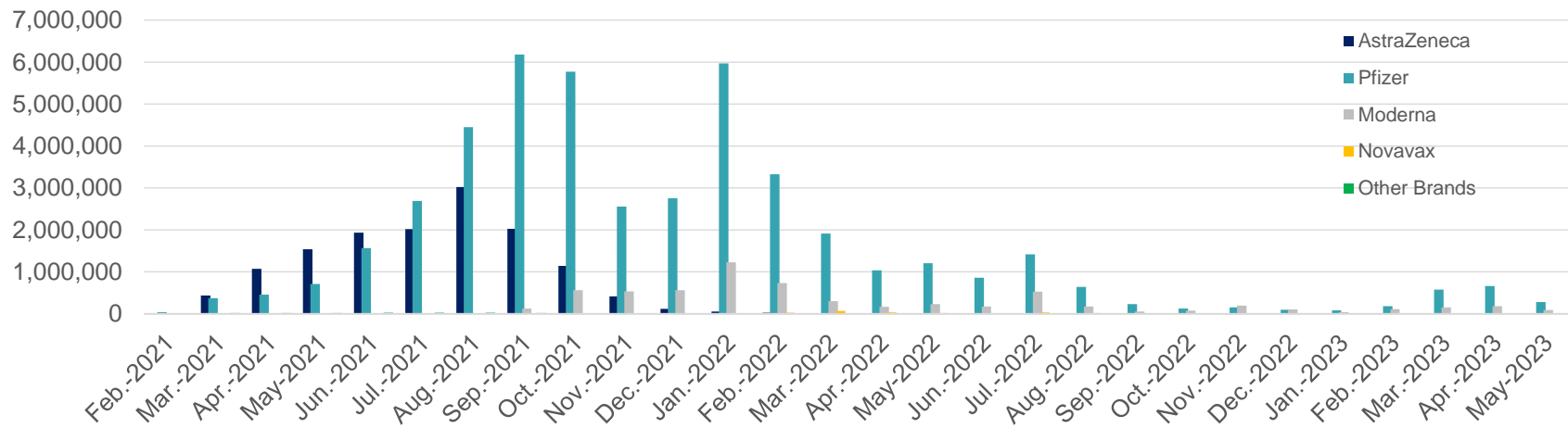
The number of people with a dose will not match the number of doses administered. This can occur when a person receives a valid dose but then permanently leaves Australia, when a person receives multiple doses in a short time period (such as a specific health recommendation or a vaccine administration error), or in the case of data input errors into the Australian Immunisation Register.

Source: Australian Immunisation Register

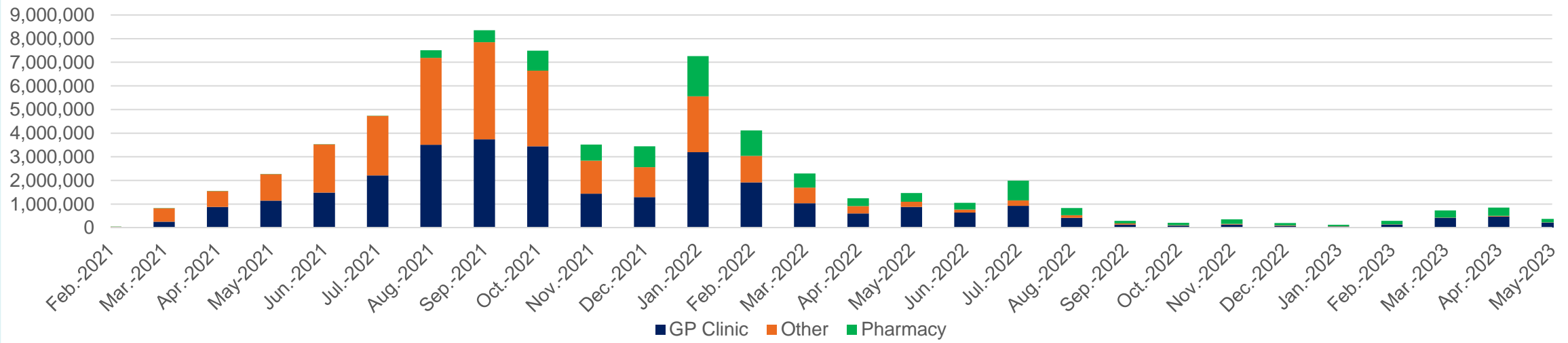
COVID-19 vaccines administered over time

Data as at: 10 May 2023

Number of doses administered by month and vaccine brand



Number of doses administered by month since start of rollout



A small number of doses are not included in the above graph as they were administered internationally to Australians prior to 20 February 2021. Other consists of Aged Care and Disability, Jurisdictions, and Other Primary Care channels.

Source: Australian Immunisation Register

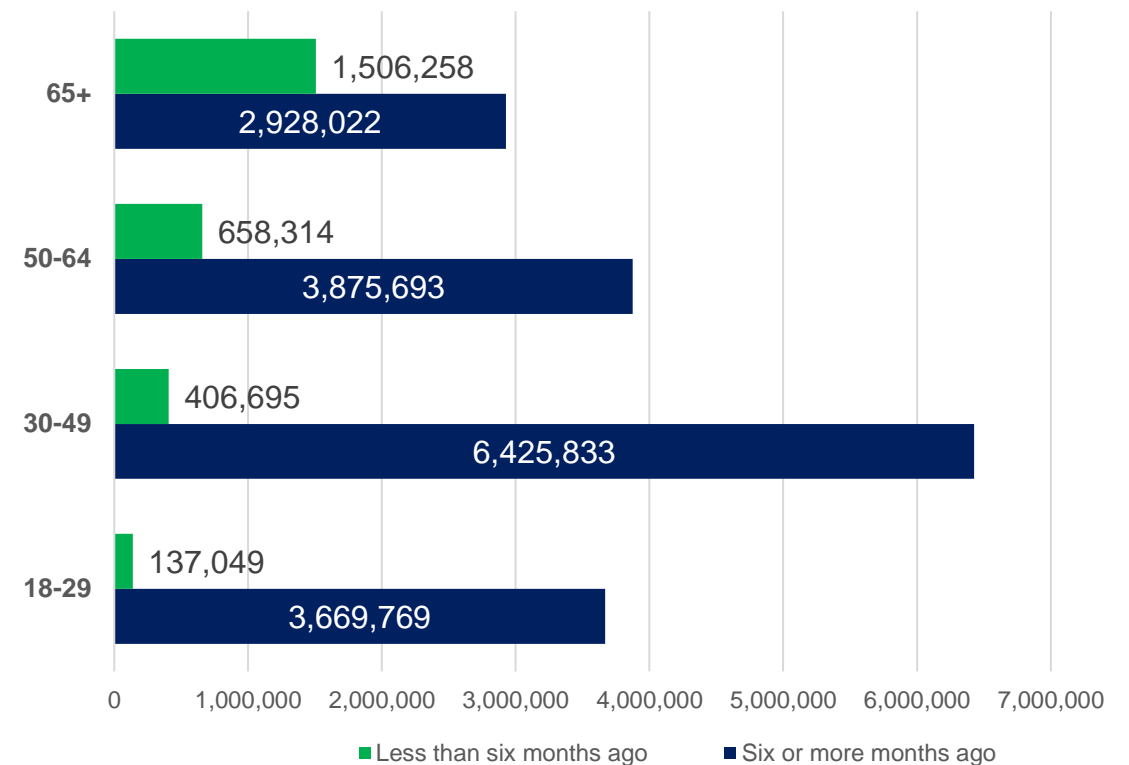
Data as at: 10 May 2023

Vaccinations by age and location

Time since individuals last vaccination by residential state (18+)

| Residential state* | Less than six months ago | Six or more months ago | Unvaccinated# |
|--------------------|--------------------------|------------------------|----------------|
| National | 2,708,316 | 16,899,317 | 432,090 |
| ACT | 72,377 | 272,424 | 10,471 |
| NSW | 864,197 | 5,299,058 | 156,943 |
| NT | 11,816 | 153,938 | 21,344 |
| QLD | 489,227 | 3,302,145 | 242,121 |
| SA | 214,823 | 1,132,388 | 83,684 |
| TAS | 82,743 | 349,720 | 20,563 |
| VIC | 707,005 | 4,350,540 | 76,132 |
| WA | 251,379 | 1,806,941 | 63,871 |
| Unknown/Other | 14,749 | 232,163 | N/A |

Time since individuals last vaccination by age (18+)



*Residential state is based on a person's usual state of residence. In some cases, a residential address may be in Other Territories or unable to be linked to a state and result in unknown values.
 #Unvaccinated population is based on the total Estimated Resident Population minus individuals who have a dose recorded in the Australian Immunisation Register.

Source: Australian Immunisation Register

Aboriginal and Torres Strait Islander peoples

Data as at: 10 May 2023



108,068
First Nations individuals aged 5 to 17 have received a vaccination

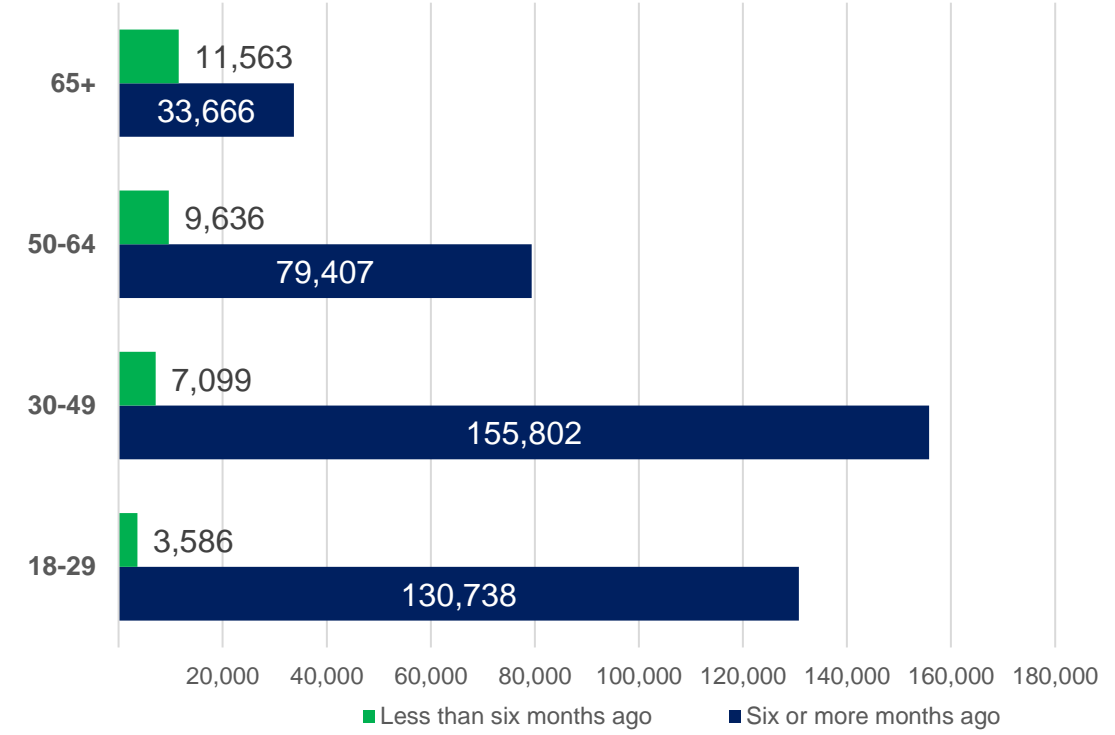


25,255
First Nations individuals (18+) have received a 2023 Booster Dose

Time since First Nations individuals last vaccination by state (18+)

| Residential state* | Less than six months ago | Six or more months ago | Unvaccinated [#] |
|--------------------|--------------------------|------------------------|---------------------------|
| National | 31,884 | 399,613 | 70,081 |
| ACT | 577 | 4,068 | <500 |
| NSW | 11,236 | 120,847 | 17,514 |
| NT | 1,569 | 35,672 | 3,967 |
| QLD | 7,944 | 105,406 | 23,212 |
| SA | 1,824 | 17,913 | 4,298 |
| TAS | 1,672 | 11,787 | 1,592 |
| VIC | 3,244 | 32,212 | 3,513 |
| WA | 2,805 | 48,966 | 6,995 |
| Unknown/Other | 1,013 | 22,742 | 8,616 |

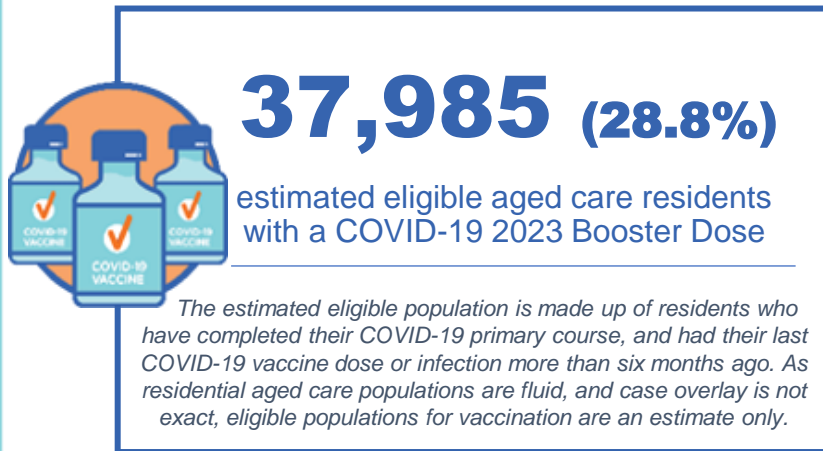
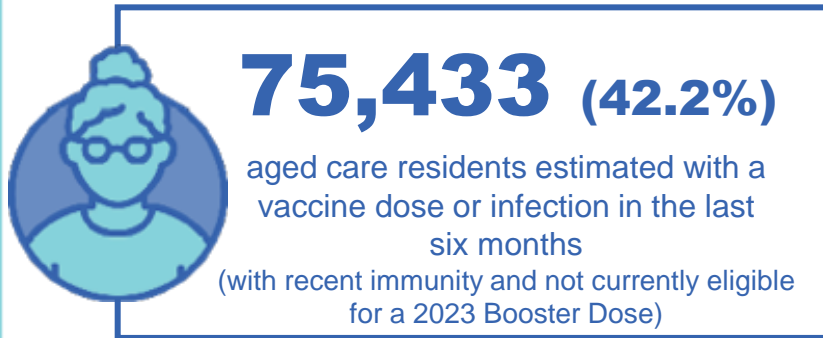
Time since First Nations individuals last vaccination by age (18+)



*Residential state is based on a person's usual state of residence. In some cases, a residential address may be in Other Territories or be unable to be linked to a state and result in unknown values.
 Identification as Aboriginal and/or Torres Strait Islander in the Australian Immunisation Register is optional and the estimated population may be under reported.
[#]Unvaccinated population is based on the total First Nations population in the Australian Immunisation Register minus First Nations individuals who have a dose recorded in the Australian Immunisation Register. Source: Australian Immunisation Register

Data as at:
10 May 2023

Residential aged care vaccination rollout



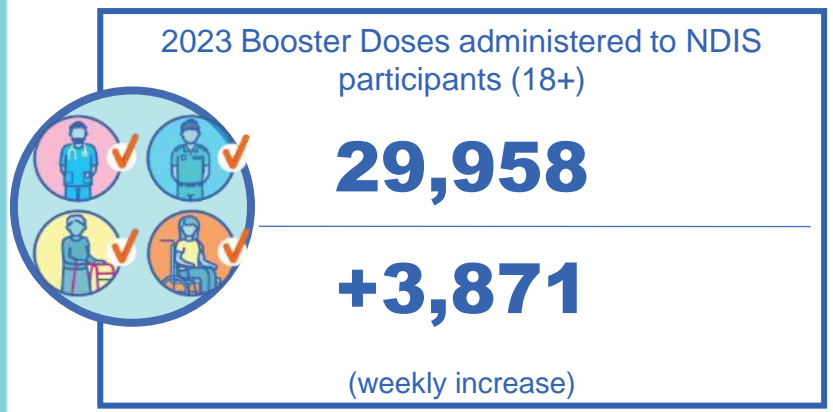
Aged Care COVID-19 2023 Booster Doses

| Jurisdiction | 2023 Booster Doses | |
|-----------------|--|----------------------|
| | % of estimated eligible residents vaccinated | Residents vaccinated |
| National | 28.8% | 37,985 |
| ACT | 45.1% | 838 |
| NSW | 28.8% | 12,258 |
| NT | 20.3% | <200 |
| QLD | 27.3% | 7,333 |
| SA | 30.8% | 3,203 |
| TAS | 38.7% | 1,241 |
| VIC | 31.1% | 10,849 |
| WA | 18.6% | 2,203 |

Source: Matched Australian Immunisation Register data of residents in permanent residential aged care homes

Data as at:
30 Apr 2023

National Disability Insurance Scheme (NDIS) reported vaccinations



Time since NDIS participants last vaccination by state (18+)

| State | Less than six months ago | Six or more months ago | Unvaccinated [#] |
|-----------------|--------------------------|------------------------|---------------------------|
| National | 37,804 | 234,972 | 23,730 |
| ACT | 1,070 | 4,000 | 279 |
| NSW | 11,809 | 72,102 | 6,587 |
| NT | 208 | 2,315 | 231 |
| QLD | 6,687 | 46,832 | 6,618 |
| SA | 3,375 | 18,812 | 2,487 |
| TAS | 1,168 | 5,557 | 591 |
| VIC | 10,523 | 62,417 | 4,970 |
| WA | 2,957 | 22,873 | 1,932 |

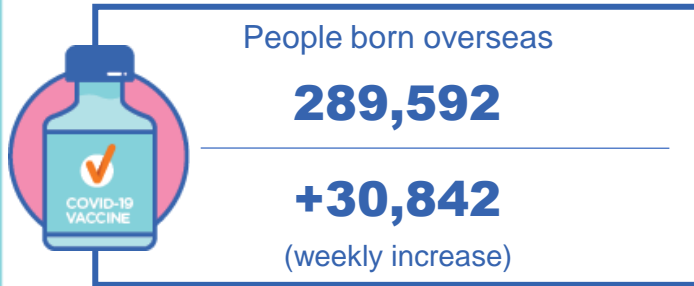
Includes all participants regardless of residence type.
[#]Unvaccinated population is based on the total NDIS population linked in MADIP minus those who have a dose recorded in the Australian Immunisation Register.
 Small negative changes may appear when compared with the previous report due to perturbation, data maturity and changes in population sizes.

Source: Australian Immunisation Register linked to the Multi-Agency Data Integration Project (MADIP)

Individuals with Culturally and Linguistically Diverse* (CALD) backgrounds

Data as at:
30 Apr 2023

2023 Booster Doses administered (18+)



Time since CALD individuals last vaccination by state (18+)

| State | Born overseas | | | Speaks a language other than English at home | | |
|-----------------|--------------------------|------------------------|---------------------------|--|------------------------|---------------------------|
| | Less than six months ago | Six or more months ago | Unvaccinated [#] | Less than six months ago | Six or more months ago | Unvaccinated [#] |
| National | 397,019 | 3,694,998 | 213,041 | 285,698 | 3,443,008 | 210,550 |
| ACT | 12,218 | 71,060 | 3,134 | 8,762 | 64,458 | 3,039 |
| NSW | 149,959 | 1,368,862 | 74,921 | 115,698 | 1,347,788 | 83,487 |
| NT | 1,689 | 26,344 | 1,150 | 1,165 | 23,200 | 1,282 |
| QLD | 52,351 | 481,356 | 42,130 | 33,020 | 382,748 | 30,996 |
| SA | 22,918 | 197,334 | 15,593 | 15,573 | 184,663 | 16,565 |
| TAS | 5,283 | 34,551 | 2,410 | 2,554 | 26,878 | 1,734 |
| VIC | 117,527 | 1,143,602 | 54,265 | 88,606 | 1,118,492 | 58,942 |
| WA | 34,775 | 366,073 | 19,050 | 20,059 | 289,340 | 14,153 |

*Individuals with culturally and linguistically diverse (CALD) backgrounds are as reported in the 2021 Census and do not include Aboriginal and Torres Strait Islander peoples. The Born Overseas cohort excludes those born in the United Kingdom, Ireland and New Zealand. The data excludes those who have since departed Australia and deceased persons since the 2021 Census. There is an overlap across CALD cohorts where individuals may have reported they had more than one CALD characteristic in the 2021 Census.

[#]Unvaccinated population is based on the total cohort from the 2021 Census linked in MADIP minus those who have a dose recorded in the Australian Immunisation Register. This count may fluctuate due to changes in AIR identifiers that impact consistency of data linkage over time

Small negative changes may appear when compared with the previous report due to perturbation, data maturity and changes in population sizes.

Source: Australian Immunisation Register linked to the Multi-Agency Data Integration Project (MADIP)

Explanatory notes

Please note that a person's COVID-19 infection history cannot be linked to their vaccination records at this time. This means we cannot estimate population eligibility or provide information on population coverage. For this reason, the number of boosters and the number of people based on their time since last vaccination have been provided.

The Australian Immunisation Register (AIR): the Australian Immunisation Register is a national register that records all vaccines given to people in Australia.

Doses administered: the total number of COVID-19 vaccination records in the Australian Immunisation Register. This includes all records, including vaccine administration errors, doses that were administered to people who are no longer active in Australia (relocated or passed away), and doses administered to people overseas who have since interacted with the Australian health system. The number of doses administered is different to the number of people with a dose. The number of doses administered is normally shown by the provider state, while the number of people with a dose is normally shown by a person's residential state.

Time Since Last Vaccination: the time that has elapsed since a person's last recorded COVID-19 vaccine, based on the administration date in the Australian Immunisation Register.

2023 Booster Doses: any booster dose administered since 01 January 2023, to individuals aged 18 and over.

Age: unless otherwise specified, age is calculated based on the age of a person at the time of reporting. It is possible for a person to move across cohorts over time however they are counted in only one cohort at the time of reporting.

Aboriginal and Torres Strait Islander peoples: the Aboriginal and Torres Strait Islander population refers to the number of individuals that identify as Aboriginal and Torres Strait Islander in the Australian Immunisation Register. Identifying as Aboriginal and/or Torres Strait Islander is optional, and the estimated population may be under reported. Numbers include all Aboriginal and Torres Strait Islander peoples who have received a vaccination and are not limited to those administered in an ACCHS setting.

Other Priority Populations: some cohorts of interest are unable to be identified in the Australian Immunisation Register alone. For information on these priority populations, please refer to the caveats with the data, as these use different data assets and may have different methodologies that are not directly comparable to the general population.

International doses: vaccination doses that are recognised by the Therapeutic Goods Administration (TGA) and were physically administered outside of Australia to people included in the Australian Immunisation Register. Please note that many of these doses are assigned to a default provider with a location in the Australian Capital Territory.

Weekly increases: are the difference between the reported total from last week and the total this week. This captures all new records uploaded into the Australian Immunisation Register, even if the doses were not physically administered during this time period (i.e., if a provider enters a record late).

Update information: vaccine data is sourced from the Australian Immunisation Register as at 11:59pm 10 May 2023 unless otherwise noted.