



COVID-19 outbreaks in Australian residential aged care facilities

National snapshot

As at 8:00 am 6 April 2023 there are 1,513 active COVID-19 cases in 234 active outbreaks in residential aged care facilities across Australia. There have been 121 new outbreaks, 20 new resident deaths and 1,207 combined new resident and staff cases reported since 30 March 2023.

Table 1: Aged Care COVID-19 data as at 8.00am 6 April 2023¹

Category	Active ²	Previous 7 days	Cumulative Total	Previous 7 days
Outbreaks ³	234	49	13,615	121
Residential Aged Care Facilities affected	234	49	2,812	0
Resident Cases ⁴	1078	188	133,698	856
Resident Deaths	N/A	N/A	5,204	20
Staff Cases	435	90	81,893	351

Residential aged care homes with active outbreaks are included in Appendix 1.

Table 2: Overview of Active Outbreaks in Australia

	ACT	NSW	NT	QLD	SA	TAS	VIC	WA	Total
Total Facilities with outbreaks	2	77	1	42	27	3	57	25	234
Total number of active resident cases	19	429	4	184	93	20	203	126	1078
Total number of active staff cases	3	172	1	137	34	7	48	33	435
Total Outbreaks Opened in Previous 7 Days	2	37	0	22	6	4	33	17	121
Total Outbreaks Closed in Previous 7 Days	1	13	1	21	9	3	17	7	72

¹ Outbreak opening and closure includes changes in the status of exposure sites to outbreaks (and vice versa), which are applied retrospectively to facility records. New case information can also change the status of a recovered site back to an active outbreak site. As a result, changes in active outbreak status may not align with day on day variations to active totals. These adjustments will also affect the number of cases in staff and residents reported each week.

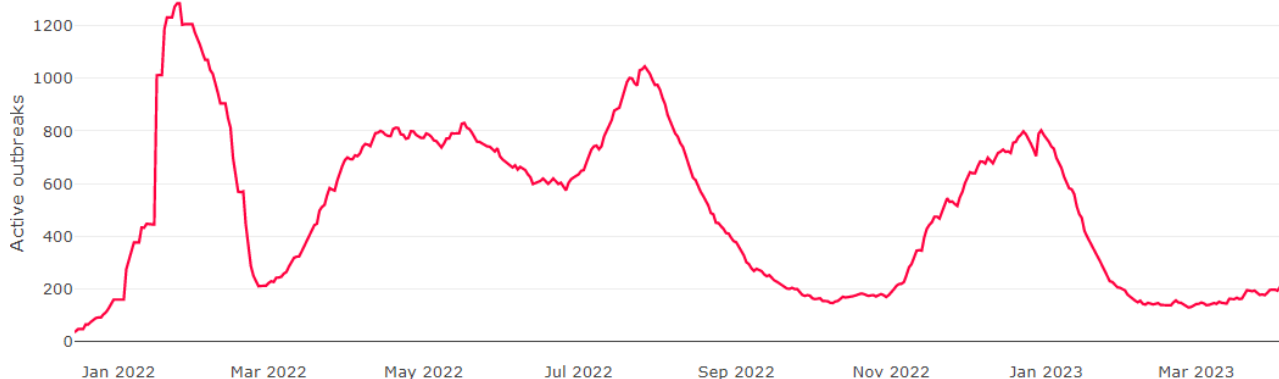
² Active residents and staff cases are the total currently positive cases in active outbreaks

³ An outbreak is considered to be active pending advice from the relevant Public Health Unit. An outbreak is defined as at least 1 positive case in a resident or 2+ cases in staff.

⁴ Case numbers and numbers of deaths are dependent upon reporting from facilities and validation of deaths from state and territory governments. This is subject to change as further information is provided.

Figure 1: National Outbreak Trends in Aged Care

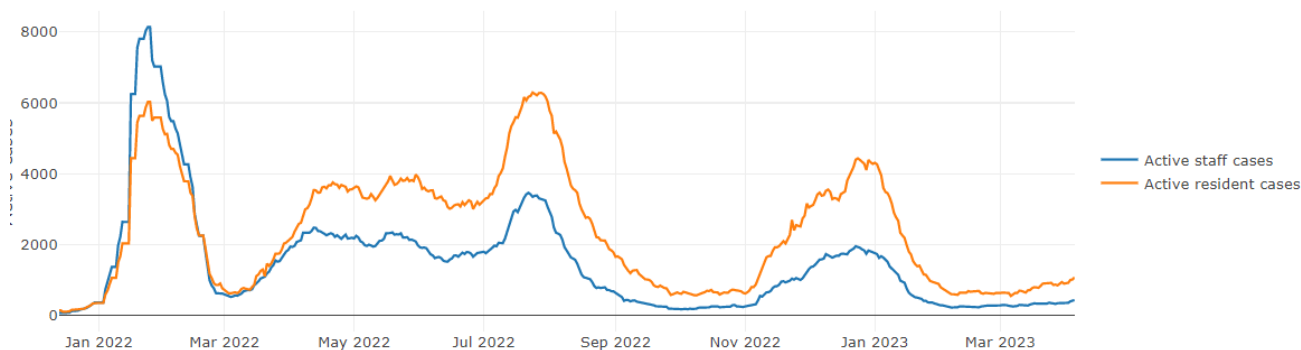
Daily aged care COVID-19 active outbreaks split by State/Territory



Notes: (i) Residential aged care case data as at 5 Apr 2023
(ii) The large increase in outbreaks on 16 January 2022 is driven by a reporting lag.

Figure 2: Trends in Aged Care Cases – December 2021 to Present

Aged care COVID-19 active cases by day



Notes: (i) Residential aged care case data as at 5 Apr 2023
(ii) The large increase in active cases on 16 January 2022 is driven by a reporting lag.
(iii) Cases are considered active for 14 days from the date they are reported.

Mortality

For the period of 1 January 2022 to 5 April 2023, COVID-19 is recorded as the cause of death in 5.5 per cent of all deaths in permanent residents in aged care facilities.

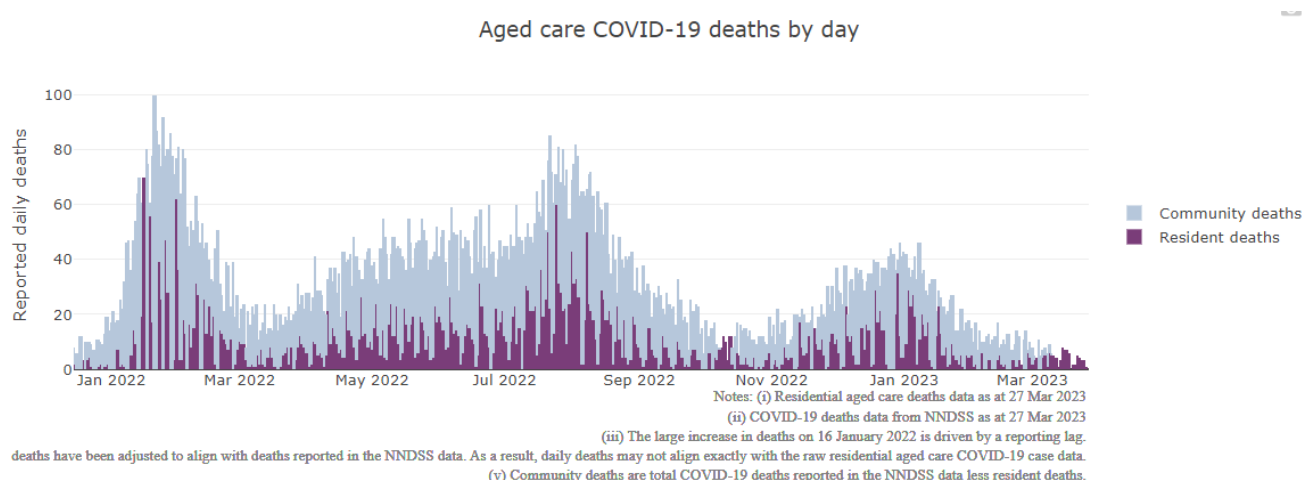
Since the beginning of the Omicron outbreak in mid December⁵ 2021, there have been 80,444 deaths in residential aged care from all causes (report period from 15 December 2021 to 4 April 2023)⁶. COVID-19 deaths account for 5.4 per cent of this figure.

Over the course of the pandemic, all-cause excess mortality in Residential Aged Care was below expected numbers in 2020, and within expected range in 2021.

⁵ The Omicron outbreak start date has been redefined from late November 2021 to mid December 2021. Changes have been made to align reporting with the start date of Omicron published in the Department's external facing Epidemiology report.

⁶ The Department is now accessing aged care deaths data from the SIEBEL dataset. Figures are live and subject to change. Source: Department of Health and Aged Care unpublished data / SIEBEL dataset.

Figure 3: COVID-19 Deaths in Residential Aged Care Facilities overlaid with Community deaths



Workforce in active residential aged care outbreaks

As at 6 April 2023, workforce surge staff have filled a total of 166,211 shifts in aged care services impacted by COVID-19, including 689 in the past 7 days. In the past 7 days (to 6 April) surge workforce providers have assisted 32 residential aged care homes. These shifts include roles for GPs, nurses, care workers, allied health workers, executive and ancillary staff. This includes:

Table 3: Workforce resources supplied to residential aged care facilities

Workforce provider	Total Shifts	Previous 7 days
Recruitment, Consulting and Staffing Association	102,068	151
Healthcare Australia (Workforce Surge)	13,695	4
Healthcare Australia (NACER)	2,295	N/A
Mable	2,711	N/A
Aspen Medical	22,247	221
HealthX	19,139	313
Torrens	4,056	N/A

The Australian Defence Force provided support to a total of 542 residential aged care homes between February and September 2022. The ADF deployment ceased on 30 September 2022.

Oral antiviral treatments

Distribution of the oral anti-viral Lagevrio (Molnupiravir) commenced on 6 February 2022 to all RACFs with outbreak sites prioritised for delivery. The National Medical Stockpile has deployed 48,269 treatment courses of Lagevrio (Molnupiravir) to aged care facilities.

56,791 prescriptions for Lagevrio (Molnupiravir) have been issued to residents in residential aged care facilities, with a further 3,445 prescriptions for Paxlovid (nirmatrelvir + ritonavir) also issued since 28 February 2022 and up to 2 April 2023.

Vaccination in Residential Aged Care Facilities

People living in residential aged care homes remain a high priority for the Government's COVID-19 vaccination program, with ongoing targeted support and communications to maintain the high level of vaccination within this group.

During 2023, COVID-19 vaccines continue to be administered in residential aged care homes by primary care providers (general practitioners, registered nurses in general practices and community pharmacies).

The Department of Health and Aged Care is proactively working with Primary Health Networks to support residential aged care homes that may need assistance with facilitating COVID-19 vaccinations. In the initial phase of the 2023 booster rollout, the Government is targeting residential aged care homes that were early adopters of the fourth dose. In parallel, support is provided to individual aged care homes seeking assistance, linking them to their local Primary Health Network.

The 2023 COVID-19 vaccine booster program has moved away from dose numbers and focusses on ensuring protection for aged care residents is topped up if it has been more than 6 months since the last immunising event (an infection or a vaccine dose), regardless of the number of doses.

Based on this, at the beginning of the program in February 2023, nearly one third of aged care residents were not immediately eligible for a 2023 booster, as they had a vaccine dose or infection in the last 6 months.

As at 29 March 2023, there are:

- 57,012 (31.9%) aged care residents estimated with a vaccine dose or infection in the last 6 months (with recent immunity and not currently eligible for a 2023 booster dose).
- 14,455 (11.5%) estimated eligible aged care residents with a COVID-19 2023 booster dose.

The estimated eligible population is made up of residents who have completed their COVID-19 primary course, and had their last COVID-19 vaccine dose or infection more than 6 months ago. As residential aged care populations are fluid, and case overlay is not exact, eligible populations for vaccination are an estimate only.

Table 4: Aged Care COVID-19 2023 Booster Doses (data as at 5 April 2023)

Jurisdiction	% of eligible residents vaccinated	Residents vaccinated
National	11.5%	14,455
ACT	22.9%	416
NSW	11.2%	4,629
NT	4.0%	<200
QLD	10.1%	2,579
SA	12.5%	1,227
TAS	16.6%	505
VIC	12.9%	4,262
WA	7.3%	826

Source: Matched AIR data of residents in permanent residential aged care facilities.

Infection control and audits

The Aged Care Quality and Safety Commission (Commission) conducts a range of site and non-site activities to monitor and assess residential aged care services, including site audits and assessment contacts (site and non-site) (see Table 5 below). In August 2020, the Commission commenced an infection control monitoring (ICM) spot check program in all Australian jurisdictions.

The ICM spot check program involves on-site visits to residential aged care services, without an outbreak, to check compliance with personal protective equipment (PPE) and infection control arrangements. The purpose of the ICM spot check is to observe infection control practices, to ensure that staff, management and visitors were adhering to safe personal protective equipment protocols and to safe infection control arrangements as required under the quality standards.

As at 5 April 2023, the Commission had conducted 4,575 ICM spot checks to observe infection control practices and PPE protocols in residential aged care facilities.

Table 5: Total Quality Assessment and Monitoring Activities with residential services (including IPC), by type and month 1 March 2020 to 5 April 2023

Regulatory Activities	2019-20 (1 Mar - 30 Jun 2020)	2020-21	2021-22	2022-23 (to 5 April)	Total
Site visits	318	3,452	1,732	2,457	7,959
Non-site activities	3,709	8,382	6,630	1,247	19,968
Total activities	4,027	11,834	8,362	3,704	27,927

Appendix 1: National residential aged care services with Active outbreaks COVID-19

Please note, information reported in this table has been directly reported to the Department of Health and Aged Care by residential aged care facilities. Total cases refers to all staff and resident cases associated with the active outbreak and may not reflect the count of currently active cases. Where numbers have been incorrectly reported, facilities are able to correct these in the COVID-19 Support Portal through My Aged Care. Where a facility is reporting less than six resident or staff cases or less than six deaths, data has been suppressed to protect the privacy of affected individuals (note that “n/p” indicates data is not provided to protect privacy).

Service Name	State	Resident Deaths	Resident Cases	Staff Cases	Total Incidents
Bill McKenzie Gardens	Australian Capital Territory	0	12	<6	n/p
RFBI Holt Masonic Village	Australian Capital Territory	<6	8	<6	n/p
Allambie Heights Village Residential Aged Care Facility	New South Wales	0	<6	<6	6
Alton Lodge	New South Wales	0	<6	0	<6
Anglicare Barry Marsh House	New South Wales	0	11	<6	n/p
Aurrum Erina	New South Wales	0	<6	0	<6
Banksia Village	New South Wales	0	9	<6	n/p
BaptistCare Bethshan Gardens Centre	New South Wales	0	<6	<6	<6
Beechwood Aged Care	New South Wales	0	19	13	32
Beecroft House Aged Care	New South Wales	0	6	0	6
Berrigan Multi-Purpose Service	New South Wales	0	<6	0	<6
Bilyara Hostel	New South Wales	0	<6	7	n/p
Calvary Albury & District	New South Wales	<6	21	7	28
Calvary Corymbia	New South Wales	0	13	<6	n/p
Calvary Tanilba Shores Retirement Community	New South Wales	0	<6	<6	9
CASS Residential Aged Care Facility	New South Wales	0	18	6	24
Catholic Healthcare St James Villa	New South Wales	0	7	<6	n/p
Chiswick Manor Care Community	New South Wales	0	0	<6	<6
Dudley Foord House	New South Wales	0	<6	<6	6
Elizabeth Lodge (Rushcutters Bay)	New South Wales	0	<6	0	<6
Elizabeth Lodge Hostel	New South Wales	0	20	8	28
Estia Health Blakehurst	New South Wales	0	<6	0	<6

Service Name	State	Resident Deaths	Resident Cases	Staff Cases	Total Incidents
Estia Health Camden	New South Wales	0	0	<6	<6
Estia Health Kogarah	New South Wales	0	<6	0	<6
Flinders Court	New South Wales	0	<6	0	<6
Garrawarra Centre	New South Wales	0	23	15	38
Gill Waminda Aged Care Plus Centre	New South Wales	<6	33	8	41
Glenmore Park Care Community	New South Wales	0	10	<6	n/p
Greenhill Manor	New South Wales	0	6	<6	n/p
HammondCare - Horsley	New South Wales	0	9	6	15
HammondCare Waratah	New South Wales	0	17	<6	n/p
Hawkesbury Living Pty Limited	New South Wales	<6	19	<6	n/p
Haydays Retirement Hostel	New South Wales	0	<6	<6	<6
Hill View House Aged Care Facility	New South Wales	<6	<6	<6	<6
Hixson Gardens Aged Care Facility	New South Wales	0	0	<6	<6
Horton House and Warmington Lodge	New South Wales	0	<6	0	<6
Hunters Hill Montefiore Home	New South Wales	0	17	8	25
Lee Hostel	New South Wales	<6	<6	<6	<6
Lemongrove Gardens Hostel	New South Wales	0	6	<6	n/p
Marco Polo Aged Care Facility	New South Wales	0	<6	<6	7
Mark Moran at Little Bay	New South Wales	0	<6	0	<6
Mary Mackillop Hostel Carrington Retirement Village	New South Wales	0	<6	<6	<6
Mary Potter Nursing Home	New South Wales	<6	7	<6	n/p
Mayfield Aged Care	New South Wales	0	31	7	38
Mildred Symons House	New South Wales	0	9	<6	n/p
Miranda Aged Care Facility	New South Wales	<6	19	<6	n/p
Moyne Aged Care Plus Centre (0033)	New South Wales	0	14	0	14
Moyne Aged Care Plus Centre (2519)	New South Wales	0	<6	0	<6
Pacific Lodge Aged Care Plus Centre	New South Wales	0	<6	0	<6
Pathways Sailors Bay	New South Wales	0	<6	0	<6

Service Name	State	Resident Deaths	Resident Cases	Staff Cases	Total Incidents
Patrick Bugden VC Gardens	New South Wales	<6	21	7	28
Pemulwuy Aged Care	New South Wales	0	<6	0	<6
Peninsula Villages Ltd	New South Wales	0	0	<6	<6
Randwick Montefiore Home	New South Wales	0	0	<6	<6
Rocky Point Residence	New South Wales	0	<6	<6	<6
Russian Relief Association of St Sergius of Radonezh	New South Wales	0	19	<6	n/p
Scalabrini Village Allambie Heights	New South Wales	0	15	<6	n/p
Southern Cross Care St Francis Residential Aged Care	New South Wales	0	12	<6	n/p
St Marys Villa Residential Aged Care	New South Wales	0	12	<6	n/p
St Vincent's Care Services Edgecliff	New South Wales	0	7	6	13
Stella Maris Aged Care Facility	New South Wales	0	<6	<6	<6
Tallwoods Corner Aged Care Service	New South Wales	0	<6	0	<6
Tarragal House	New South Wales	0	<6	0	<6
The Orchards Aged Care	New South Wales	0	<6	0	<6
The Pioneers Lodge	New South Wales	0	<6	0	<6
The Royce Manor	New South Wales	0	7	<6	n/p
Uniting Banks Lodge Peakhurst	New South Wales	0	6	<6	n/p
Uniting Bernard Austin Lodge Liverpool	New South Wales	0	<6	0	<6
Uniting Locke Haven Petersham	New South Wales	0	<6	0	<6
Uniting Pacifica Nambucca Heads	New South Wales	<6	<6	0	<6
Uniting Roberts Lodge Peakhurst	New South Wales	0	10	<6	n/p
Wahroonga House	New South Wales	0	<6	7	n/p
Wallarah Point Care Community	New South Wales	0	<6	0	<6
Warrigal Care Albion Park Rail	New South Wales	0	28	15	43
Warrigal Care Queanbeyan	New South Wales	0	38	6	44
Warrigal Care Shell Cove	New South Wales	<6	67	27	94
Warrigal Wollongong	New South Wales	0	<6	0	<6
Windermere Aged Care Facility	New South Wales	0	23	<6	n/p

Service Name	State	Resident Deaths	Resident Cases	Staff Cases	Total Incidents
Winston Hillside Care Community	New South Wales	0	<6	0	<6
Pearl Supported Care	Northern Territory	0	<6	<6	7
Arcare Parkinson	Queensland	0	6	<6	n/p
Arcare Sanctuary Manors	Queensland	0	<6	0	<6
Bellevue Care Centre	Queensland	0	19	10	29
Bethania Gardens	Queensland	0	<6	<6	<6
Blue Care Bundaberg Pioneer Aged Care Facility	Queensland	0	15	<6	n/p
Blue Care Capricorn Aged Care Facility	Queensland	0	11	6	17
Blue Care Gracemere Aged Care Facility	Queensland	0	<6	<6	<6
Blue Care Rothwell Nazarene Aged Care Facility	Queensland	0	16	9	25
Bolton Clarke Moreton Shores	Queensland	0	<6	<6	<6
Buderim Views Assisted Aged Care	Queensland	0	<6	<6	6
Central & Upper Burnett District Home for the Aged Nursing Home	Queensland	0	9	12	21
Churches of Christ Gracehaven Aged Care Service	Queensland	0	16	<6	n/p
Churches of Christ Little Mountain Aged Care Service	Queensland	0	<6	<6	9
Edge Hill Orchards	Queensland	0	<6	<6	<6
Estia Health Mudgeeraba	Queensland	0	<6	<6	<6
Glenella Care	Queensland	<6	35	14	49
Holland Park Aged Care	Queensland	0	12	12	24
Infinite Care Edmonton Gardens	Queensland	<6	27	11	38
Infinite Care Ipswich	Queensland	0	8	<6	n/p
Jeta Gardens Aged Care Facility	Queensland	<6	14	16	30
Jimboomba Community Aged Care	Queensland	0	<6	<6	<6
Kaloma Home for the Aged	Queensland	0	14	26	40
Karingal Nursing Home	Queensland	0	<6	<6	7
Kerrisdale Gardens	Queensland	0	10	13	23
Mercy Community Services - Emmaus	Queensland	0	<6	<6	<6

Service Name	State	Resident Deaths	Resident Cases	Staff Cases	Total Incidents
Morayfield Grove Care Community	Queensland	0	<6	<6	7
Ozcare Bakhita Villa Aged Care Facility	Queensland	0	<6	<6	6
Ozcare Caroline Chisholm	Queensland	0	<6	<6	<6
Parkview	Queensland	0	0	<6	<6
Proserpine Nursing Home	Queensland	0	12	7	19
Regis Salisbury	Queensland	0	<6	0	<6
Regis The Gap	Queensland	0	6	0	6
Regis Wynnum	Queensland	0	13	<6	n/p
Southern Cross Care Facility Caloundra	Queensland	0	<6	<6	<6
St Vincent's Care Services Kangaroo Point - Marycrest	Queensland	0	<6	0	<6
St Vincent's Care Services Toowoomba - Nursing Home	Queensland	0	8	<6	n/p
Sunnymeade Park Aged Care Community	Queensland	0	<6	<6	<6
The Good Shepherd Nursing Home	Queensland	0	<6	6	n/p
The Plains	Queensland	0	35	12	47
TriCare Labrador Aged Care Residence	Queensland	0	7	<6	n/p
Wahroonga	Queensland	0	<6	0	<6
Whiddon Beaudesert Star	Queensland	0	<6	<6	<6
ACH Group Residential Care - Colton Court	South Australia	0	<6	0	<6
ACH Group Residential Care - Highercombe	South Australia	<6	9	0	9
ACH Group Residential Care - Kapara	South Australia	0	12	<6	n/p
ACH Group Residential Care - West Park	South Australia	0	<6	<6	<6
Alwyndor Aged Care	South Australia	0	<6	<6	8
Bene Aged Care - The Italian Village	South Australia	0	9	<6	n/p
Bucklands Residential Care	South Australia	0	22	7	29
Bupa Woodville	South Australia	0	<6	0	<6
Eldercare Hope Valley	South Australia	0	<6	7	n/p
Eldercare Seaford	South Australia	0	<6	<6	<6
Estia Health Aberfoyle Park	South Australia	0	<6	0	<6

Service Name	State	Resident Deaths	Resident Cases	Staff Cases	Total Incidents
Estia Health Burton	South Australia	0	8	<6	n/p
Estia Health Flagstaff Hill	South Australia	0	<6	0	<6
Estia Health Hope Valley	South Australia	<6	55	16	71
Estia Health Valley View	South Australia	<6	9	<6	n/p
Eyre Peninsula Old Folks Home	South Australia	0	<6	<6	<6
Gaynes Park Manor	South Australia	0	<6	<6	<6
Klemzig Residential Care Services	South Australia	0	<6	0	<6
Mary Cecelia Hart Court Hostel	South Australia	0	0	<6	<6
Mid West - Wudinna MPS	South Australia	0	<6	<6	<6
Mount Carmel Residential Care	South Australia	0	<6	0	<6
Olive Grove Aged Care	South Australia	0	6	6	12
Resthaven Westbourne Park	South Australia	0	7	<6	n/p
St Basil's Aegean Village	South Australia	0	16	0	16
The Pines Lodge Residential Care	South Australia	0	23	6	29
Walara Hamley Bridge	South Australia	0	<6	0	<6
Westminster Village Nursing Home	South Australia	0	16	11	27
Glenview Community Services Inc.	Tasmania	0	11	<6	n/p
Meercroft Care	Tasmania	<6	9	6	15
Regis Tasmania - Legana	Tasmania	0	<6	0	<6
AdventCare Whitehorse	Victoria	0	<6	<6	<6
Anzac Lodge Private Nursing Home	Victoria	0	7	<6	n/p
Arcare Sydenham	Victoria	0	<6	0	<6
Bairnsdale Parklands Care Community	Victoria	0	<6	0	<6
Benetas Corowa Court	Victoria	0	<6	<6	<6
Benetas Dalkeith Gardens	Victoria	<6	27	10	37
Benetas St Paul's Terrace	Victoria	0	9	<6	n/p
Bentons Lodge - Residential Aged Service	Victoria	0	20	<6	n/p
BlueCross Scotchmans Creek	Victoria	0	<6	0	<6

Service Name	State	Resident Deaths	Resident Cases	Staff Cases	Total Incidents
Brimlea Aged Care	Victoria	0	<6	0	<6
Calvary Balmoral Grove	Victoria	0	<6	<6	<6
Calvary Kirralee	Victoria	0	<6	<6	<6
Calvary Rosanna Views	Victoria	0	<6	0	<6
Castlemaine Health	Victoria	0	<6	<6	<6
Charles Brownlow Retirement Village	Victoria	0	<6	0	<6
Cooina Lodge Nursing Home	Victoria	0	<6	0	<6
Cumberland View Aged Care - Whalley Drive	Victoria	<6	8	0	8
Diamond Creek Care Community	Victoria	0	<6	0	<6
Doutta Galla Avondale Heights Aged Care Facility	Victoria	0	18	<6	n/p
Edgarley Home	Victoria	0	<6	0	<6
Emmy Monash Aged Care	Victoria	0	<6	0	<6
Estia Health Altona Meadows	Victoria	0	<6	<6	<6
Estia Health Keysborough	Victoria	0	0	<6	<6
Estia Health Oakleigh East	Victoria	0	0	<6	<6
Estia Health South Morang	Victoria	0	<6	0	<6
Grange Residential Care Services	Victoria	0	<6	0	<6
HammondCare - The Glens	Victoria	0	30	<6	n/p
Havilah Hostel	Victoria	0	0	<6	<6
Holmwood Aged Care	Victoria	0	<6	<6	<6
Kew Gardens Aged Care	Victoria	0	19	<6	n/p
Laurina Lodge Hostel	Victoria	0	<6	0	<6
Luson Eden Park	Victoria	0	<6	<6	<6
Lynden Aged Care	Victoria	0	<6	0	<6
Maculata Place	Victoria	<6	21	<6	n/p
Mayflower Reservoir	Victoria	0	7	<6	n/p
mecwacare John Atchison Centre	Victoria	0	6	0	6
mecwacare Malvern Centre	Victoria	0	<6	0	<6

Service Name	State	Resident Deaths	Resident Cases	Staff Cases	Total Incidents
Melbourne Hebrew Memorial Nursing Home	Victoria	0	10	<6	n/p
Mercy Place Ballarat	Victoria	0	<6	<6	6
Mercy Place Wyndham	Victoria	0	<6	0	<6
MiCare Avondrust Lodge	Victoria	0	0	<6	<6
MiCare Margriet Manor	Victoria	0	<6	<6	<6
Moran Roxburgh Park	Victoria	0	8	<6	n/p
P.S. Hobson Nursing Home	Victoria	0	6	<6	n/p
Point Cook Manor	Victoria	0	<6	0	<6
Rainbow Bush Nursing Home Annexe	Victoria	0	<6	<6	8
Rathdowne Place	Victoria	0	<6	0	<6
Regis Frankston	Victoria	0	<6	0	<6
Regis Inala Lodge	Victoria	0	<6	<6	<6
Regis Ringwood	Victoria	0	7	0	7
Sherbrooke Private Nursing Home	Victoria	0	<6	0	<6
St Vincent's Care Services Kew	Victoria	0	<6	0	<6
St Vincent's Care Services Werribee	Victoria	0	<6	0	<6
Sunset Views Manor	Victoria	0	<6	0	<6
Trevi Court	Victoria	0	<6	0	<6
Uniting AgeWell Box Hill	Victoria	<6	12	<6	n/p
Village Glen Aged Care Residences - Capel Sound	Victoria	0	<6	0	<6
Acacia Living Group Menora Gardens Aged Care Facility	Western Australia	0	16	11	27
Aegis Anchorage	Western Australia	0	9	<6	n/p
Aegis Balmoral	Western Australia	0	<6	<6	8
Aegis Banksia Park	Western Australia	0	<6	<6	<6
Aegis Hilton Park	Western Australia	<6	20	9	29
Aegis Karalee	Western Australia	0	8	<6	n/p
Aegis Lakeside	Western Australia	0	13	0	13
Aegis Montgomery	Western Australia	0	8	7	15

Service Name	State	Resident Deaths	Resident Cases	Staff Cases	Total Incidents
Aegis Shawford	Western Australia	0	10	0	10
Amaroo Village Buckley Caring Centre	Western Australia	0	<6	0	<6
Bethanie Peel	Western Australia	0	<6	0	<6
Braemar Village	Western Australia	0	21	0	21
Geegeelup Aged Care Facility	Western Australia	0	<6	<6	<6
Guildford Village	Western Australia	0	10	<6	n/p
Juniper Elimatta	Western Australia	0	<6	0	<6
Karinya Residential Care	Western Australia	0	0	<6	<6
MYVISTA Mirrabooka	Western Australia	0	9	<6	n/p
Regents Garden - Bateman	Western Australia	0	<6	0	<6
Regents Garden Residential Aged Care Resort - Lake Joondalup	Western Australia	0	<6	<6	<6
Regis Woodlands	Western Australia	0	<6	<6	<6
Seaforth Gardens Senior Citizens' Residence	Western Australia	0	<6	0	<6
St Luke's Nursing Home	Western Australia	0	<6	0	<6
St Ritas Nursing Home	Western Australia	0	7	0	7
Victoria Park Nursing Home	Western Australia	0	<6	<6	7
Vivian Bullwinkel Lodge	Western Australia	0	<6	0	<6