



**Australian Government**  
**Department of Health and Aged Care**

# COVID-19 Vaccine Roll-out

Data as at:  
29 Mar 2023

# Total COVID-19 vaccine doses



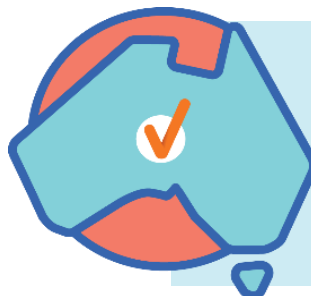
**65+**  
**4,416,231**  
individuals aged 65 and over  
have received a vaccination



**18+**  
**19,580,983**  
individuals aged 18 and over  
have received a vaccination



**5-17**  
**2,650,119**  
individuals aged 5 to 17 have  
received a vaccination



**65,664,650**  
total vaccine doses administered  
**+172,290** weekly increase

**NSW**  
**20,362,449**  
+53,770 weekly  
increase

**VIC**  
**17,078,076**  
+46,163 weekly  
increase

**QLD**  
**12,370,044**  
+30,848 weekly  
increase

**WA**  
**7,111,397**  
+12,398 weekly  
increase

**TAS**  
**1,498,973**  
+5,036 weekly  
increase

**SA**  
**4,596,345**  
+15,591 weekly  
increase

**ACT**  
**2,018,068**  
+7,855 weekly  
increase

**NT**  
**629,298**  
+629 weekly  
increase

Please note that a person's COVID-19 infection history cannot be linked to their vaccination records at this time, which means eligibility estimates and population coverage rates are not available.

State breakdown is based on the state in which a vaccine was physically administered, and may differ from a person's residential address.

Source: Australian Immunisation Register

Data as at:  
29 Mar 2023

# COVID-19 2023 Booster Doses



Total 2023 Booster Doses administered (18+)

**1,025,747**



2023 Booster Doses administered by age group

65+	50-64
<b>630,582</b>	<b>216,792</b>
30-49	18-29
<b>127,838</b>	<b>50,535</b>

Note: number of booster doses is not the same as number of people.#

## Number of people by time since last vaccination by age

	Less than six months	Six months or more	Unvaccinated##
65+	793,321	3,622,910	<500
50-64	465,887	4,063,340	97,859
30-49	364,906	6,461,426	245,210
18-29	117,221	3,691,972	218,123

## Number of 2023 Booster Doses administered by provider state###

Provider State	2023 Booster Dose (18+)	Weekly Increase
National	1,025,747	+164,608
ACT	32,043	+4,418
NSW	329,998	+52,059
NT	4,046	+599
QLD	184,981	+30,095
SA	93,892	+15,303
TAS	31,172	+4,927
VIC	267,770	+45,148
WA	81,845	+12,059

#The number of people with a dose will not match the number of doses administered. This can occur when a person receives a valid dose but then permanently leaves Australia, when a person receives multiple doses in a short time period (such as a specific health recommendation or a vaccine administration error), or in the case of data input errors into the Australian Immunisation Register.

##Unvaccinated population is based on the total Estimated Residential Population minus individuals who have a dose recorded in the Australian Immunisation Register.

###State breakdown is based on the state in which a vaccine was physically administered, and may differ from a person's residential address.

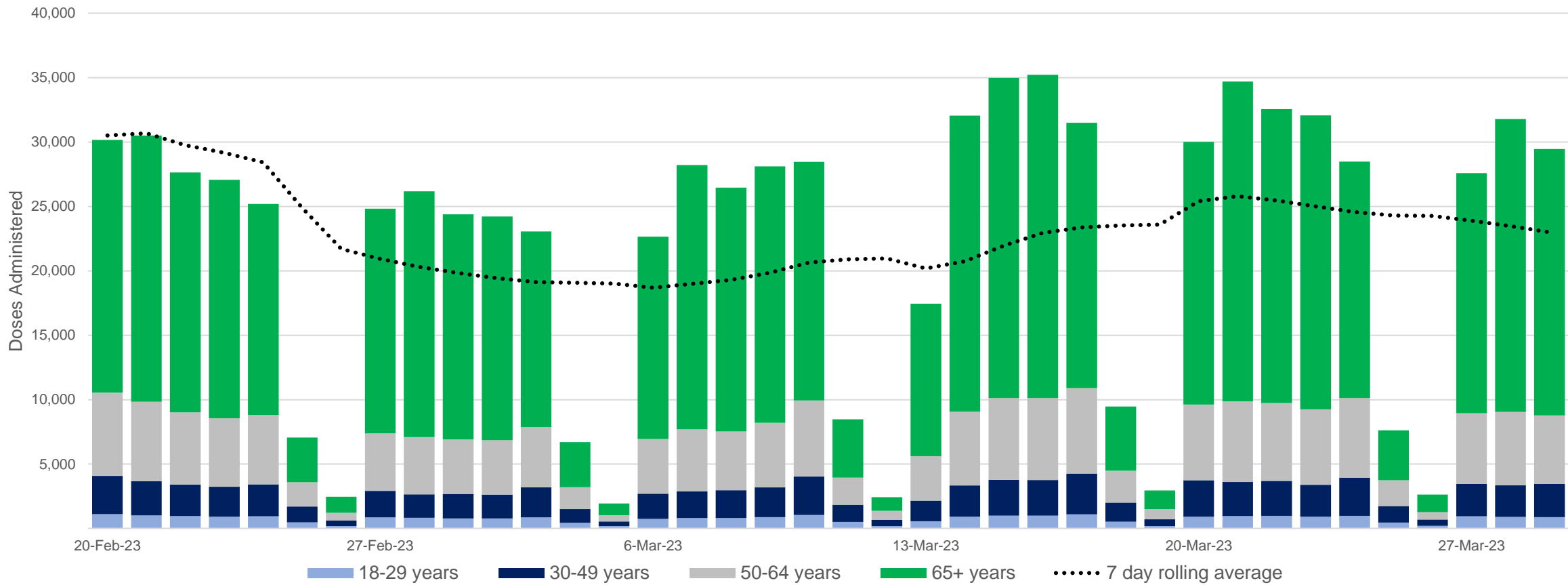
Source: Australian Immunisation Register

# COVID-19 2023 Booster Doses

Australia's COVID-19  
Vaccine Program

Data as at:  
29 Mar 2023

Number of 2023 Booster Doses\* administered by week# and age group##



\*The 2023 Booster program commenced on 20th February 2023. Some doses may have been administered before the official commencement date.

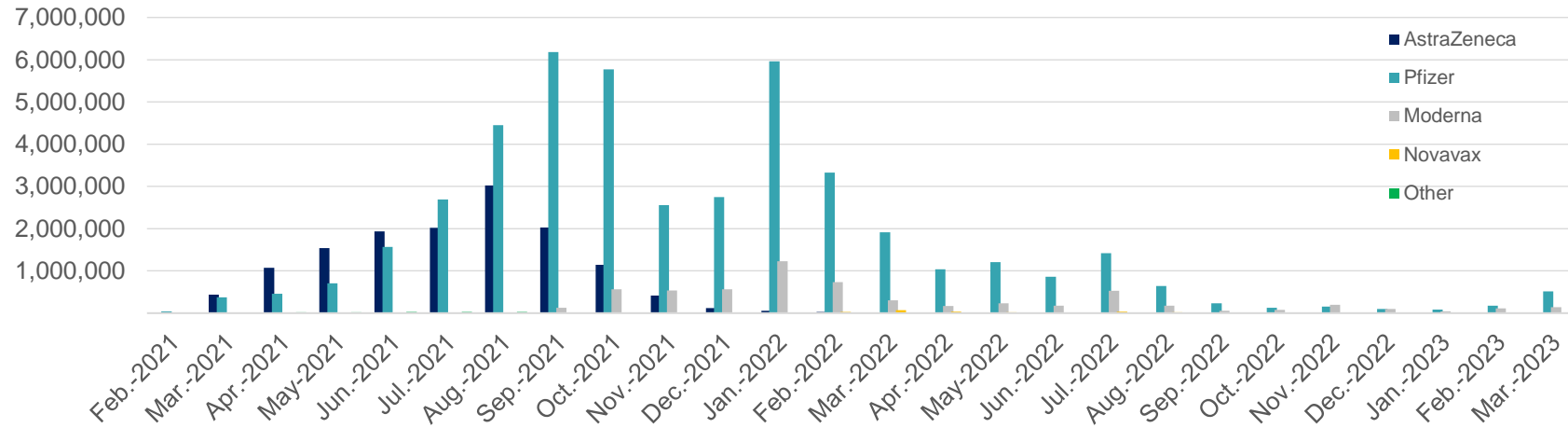
#Date is based on the date a dose was physically administered rather than the date the information was recorded/known. ##The number of doses by age group is based on an individual's current age and may be different from the age at vaccination. The number of people with a dose will not match the number of doses administered. This can occur when a person receives a valid dose but then permanently leaves Australia, when a person receives multiple doses in a short time period (such as a specific health recommendation or a vaccine administration error), or in the case of data input errors into the Australian Immunisation Register.

Source: Australian Immunisation Register

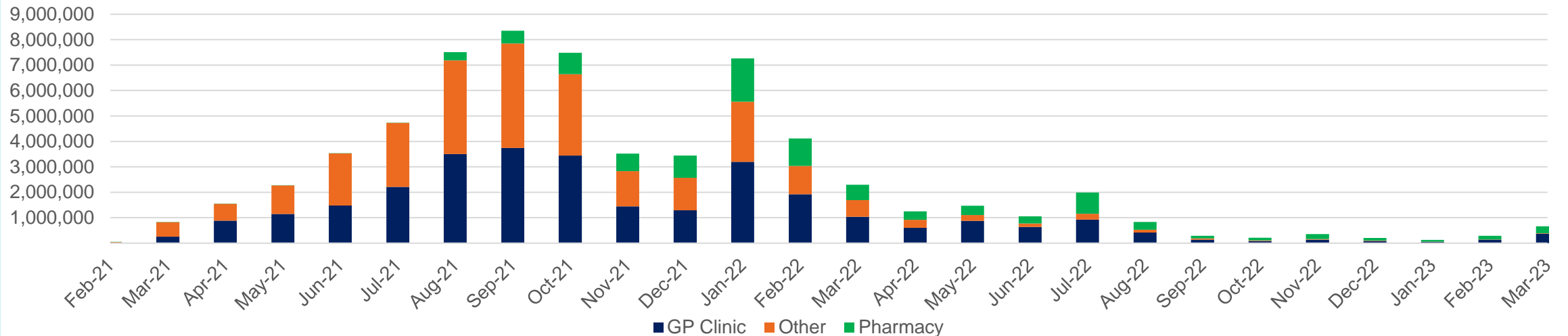
# COVID-19 vaccines administered over time

Australia's COVID-19  
Vaccine Program

Number of doses administered by month and vaccine brand



Number of doses administered by month since start of rollout



A small number of doses are not included in the above graph as they were administered internationally to Australians prior to 20<sup>th</sup> February 2021. Other consists of Aged Care and Disability, Jurisdictions, and Other Primary Care channels.

Source: Australian Immunisation Register

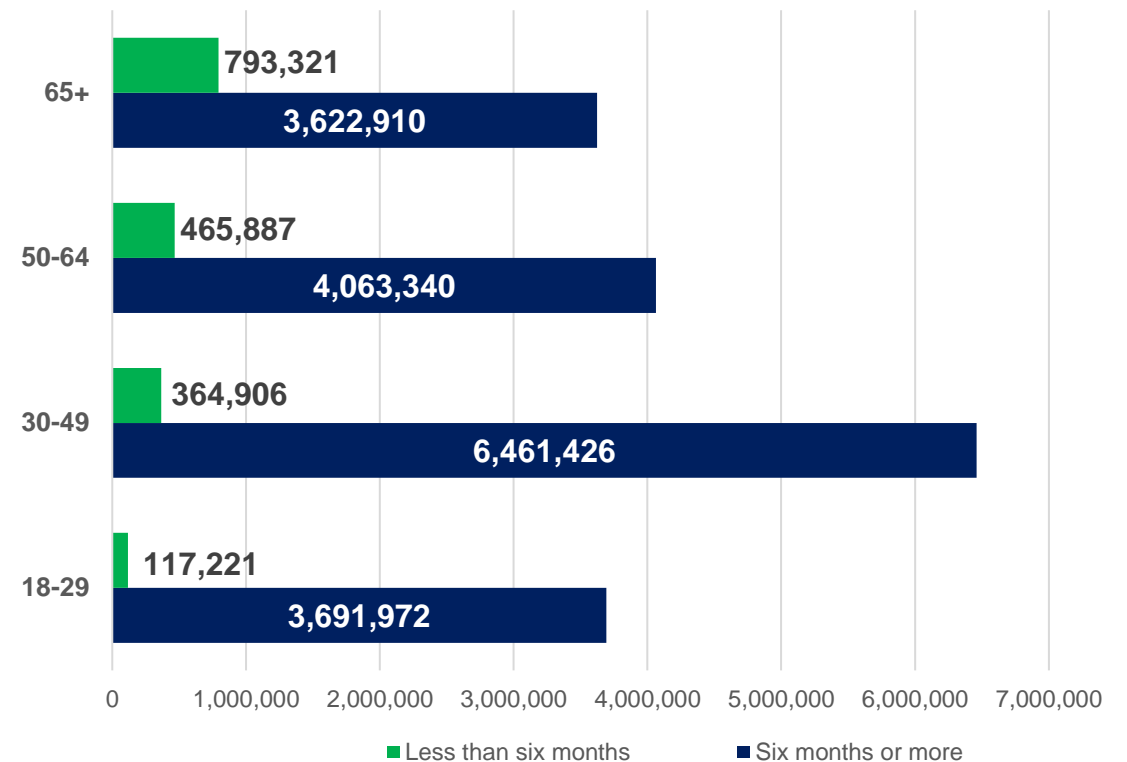
Data as at:  
29 Mar 2023

# Vaccinations by age and location

Time since individuals last vaccination by residential state (18+)

Residential State*	Less than six months	Six months or more	Unvaccinated#
National	1,741,335	17,839,648	458,740
ACT	49,628	294,917	10,727
NSW	558,312	5,599,198	162,688
NT	9,514	156,298	21,286
QLD	309,633	3,472,367	251,493
SA	146,881	1,198,139	85,875
TAS	46,976	385,302	20,748
VIC	453,374	4,595,693	84,610
WA	155,279	1,897,956	68,956
Unknown/Other	11,738	239,778	N/A

Time since individuals last vaccination by age (18+)



\*Residential state is based on a person's usual state of residence. In some cases, a residential address may be in Other Territories or unable to be linked to a state and result in unknown values.

#Unvaccinated population is based on the total Estimated Residential Population minus individuals who have a dose recorded in the Australian Immunisation Register.

Source: Australian Immunisation Register

# Aboriginal and Torres Strait Islander peoples

Australia's COVID-19  
Vaccine Program



**109,576**

Indigenous individuals aged 5 to 17 have received a vaccination



**10,311**

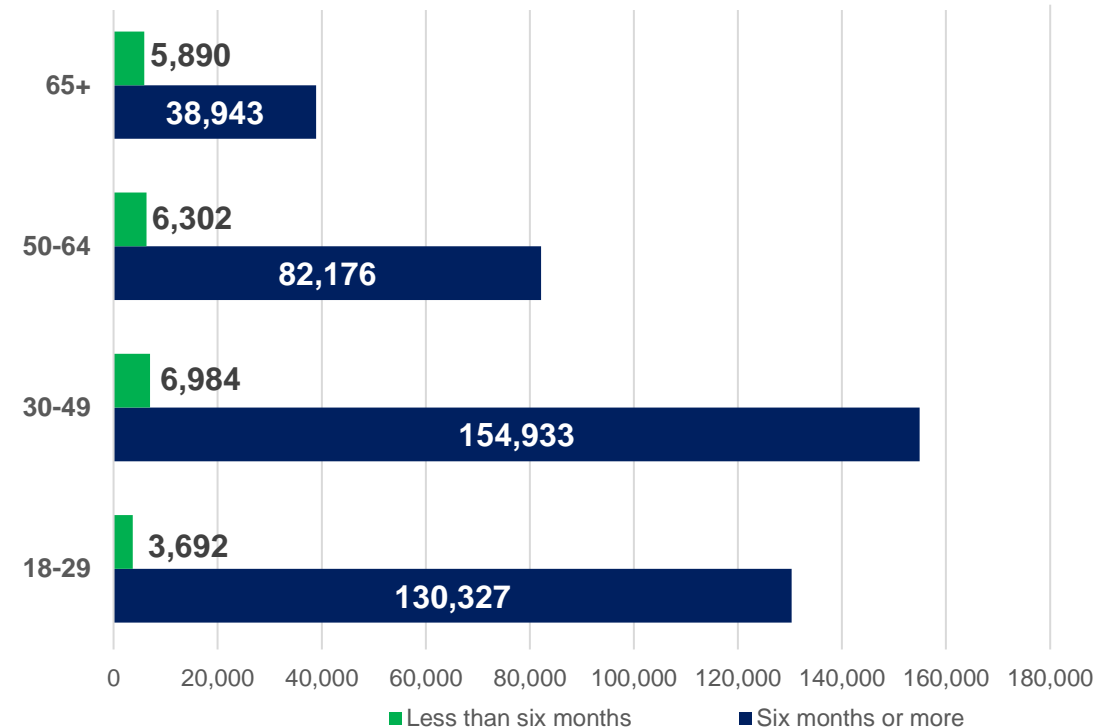
Indigenous individuals (18+) have received a 2023 Booster Dose

Data as at:  
29 Mar 2023

## Time since Indigenous individuals last vaccination by state (18+)

Residential State*	Less than six months	Six months or more	Unvaccinated <sup>#</sup>
National	22,868	406,379	69,769
ACT	<500	4,224	<500
NSW	7,180	124,148	17,440
NT	1,640	35,477	3,960
QLD	5,395	107,155	23,101
SA	1,368	18,199	4,285
TAS	884	12,498	1,576
VIC	2,124	33,074	3,504
WA	2,724	48,755	6,965
Unknown/Other	1,147	22,849	N/A

## Time since Indigenous individuals last vaccination by age (18+)



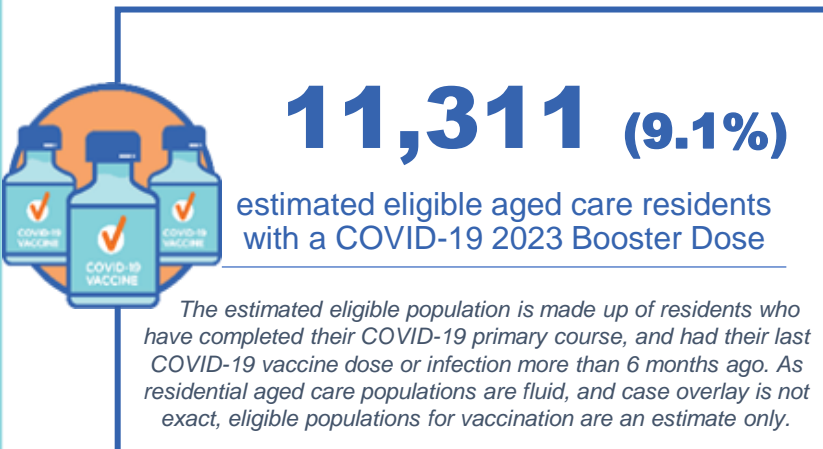
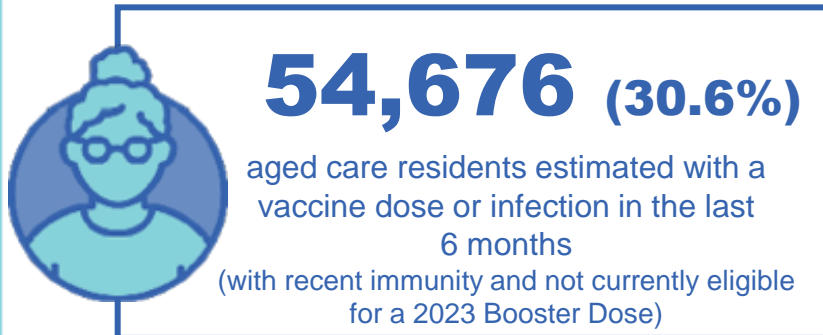
\*Residential state is based on a person's usual state of residence. In some cases, a residential address may be in Other Territories or be unable to be linked to a state and result in unknown values.

Identification as Aboriginal and/or Torres Strait Islander in the Australian Immunisation Register is optional, and in some cases, the estimated population may be under reported.

<sup>#</sup>Unvaccinated population is based on the total Indigenous population in the Australian Immunisation Register minus Indigenous individuals who have a dose recorded in the Australian Immunisation Register.

Data as at:  
29 Mar 2023

# Residential aged care vaccination rollout



## Aged Care COVID-19 2023 Booster Doses

Jurisdiction	2023 Booster Doses	
	% of eligible residents vaccinated	Residents vaccinated
<b>National</b>	<b>9.1%</b>	<b>11,311</b>
ACT	20.1%	364
NSW	8.9%	3,654
NT	4.4%	<200
QLD	7.9%	2,010
SA	8.4%	820
TAS	12.5%	378
VIC	10.6%	3,451
WA	5.6%	623

Source: Matched Australian Immunisation Register data of residents in permanent residential aged care homes



# Explanatory Notes

Please note that a person's COVID-19 infection history cannot be linked to their vaccination records at this time. This means we can not estimate population eligibility, or provide information on population coverage. For this reason, the number of boosters and the number of people based on their time since last vaccination have been provided.

**The Australian Immunisation Register (AIR):** the Australian Immunisation Register is a national register that records all vaccines given to people in Australia.

**Doses administered:** the total number of COVID-19 vaccination records in the Australian Immunisation Register. This includes all records, including vaccine administration errors, doses that were administered to people who are no longer active in Australia (relocated or passed away), and doses administered to people overseas who have since interacted with the Australian health system. The number of doses administered is different to the number of people with a dose. The number of doses administered is normally shown by the provider state, while the number of people with a dose is normally shown by a person's residential state.

**Time Since Last Vaccination:** the time that has elapsed since a person's last recorded COVID-19 vaccine, based on the administration date in the Australian Immunisation Register.

**2023 Booster Doses:** any booster dose administered since January 1 2023 to individuals aged 18 and over.

**Age:** unless otherwise specified, age is calculated based on the age of a person at the time of reporting. It is possible for a person to move across cohorts over time however they are counted in only one cohort at the time of reporting.

**Aboriginal and Torres Strait Islander Peoples:** the Aboriginal and Torres Strait Islander population refers to the number of individuals that identify as Aboriginal and Torres Strait Islander in the Australian Immunisation Register. Identifying as Aboriginal and Torres Strait Islander is optional, and the estimated population may be under reported. Numbers include all Aboriginal and Torres Strait Islander peoples who have received a vaccination and are not limited to those administered in an ACCHS setting.

**Other Priority Populations:** some cohorts of interest are unable to be identified in the Australian Immunisation Register alone. For information on these priority populations, please refer to the caveats with the data, as these use different data assets and may have different methodologies that are not directly comparable to the general population.

Note reporting for Culturally And Linguistically Diverse (CALD) populations and National Disability Insurance Scheme (NDIS) participants is being developed in consultation with the relevant advisory groups. Information on these cohorts will be added to this report once finalised.

**International doses:** vaccination doses that are recognized by the TGA and were physically administered outside of Australia to people included in the Australian Immunisation Register. Please note that many of these doses are assigned to a default provider with a location in the Australian Capital Territory.

**Weekly increases:** are the difference between the reported total from last week and the total this week. This captures all new records uploaded into the Australian Immunisation Register, even if the doses were not physically administered during this time period (i.e. if a provider enters a record late).

**Update Information:** Vaccine data is sourced from the Australian Immunisation Register as at 11:59pm 29 March 2023 unless otherwise noted.