



# COVID-19 outbreaks in Australian residential aged care facilities

## National snapshot

As at 8:00 am 23 February 2023 there are 948 active COVID-19 cases in 160 active outbreaks in residential aged care facilities across Australia. There have been 74 new outbreaks, 10 new resident deaths and 866 combined new resident and staff cases reported since 16 February 2023.

**Table 1: Aged Care COVID-19 data as at 8.00am 23 February 2023<sup>1</sup>**

Category	Active <sup>2</sup>	Previous 7 days	Cumulative Total	Previous 7 days
Outbreaks <sup>3</sup>	160	24	13,040	74
Residential Aged Care Facilities affected	160	24	2,806	1
Resident Cases <sup>4</sup>	662	17	129,535	588
Resident Deaths	N/A	N/A	5,097	10
Staff Cases	286	38	80,166	278

Residential aged care homes with active outbreaks are included in Appendix 1.

**Table 2: Overview of Active Outbreaks in Australia**

	ACT	NSW	NT	QLD	SA	TAS	VIC	WA	Total
Total Facilities with outbreaks	0	51	1	42	19	1	30	16	<b>160</b>
Total number of active resident cases	0	219	8	145	96	3	133	58	<b>662</b>
Total number of active staff cases	0	84	0	82	44	6	43	27	<b>286</b>
Total Outbreaks Opened in Previous 7 Days	0	20	1	20	10	0	14	9	<b>74</b>
Total Outbreaks Closed in Previous 7 Days	0	13	1	18	6	0	7	5	<b>50</b>

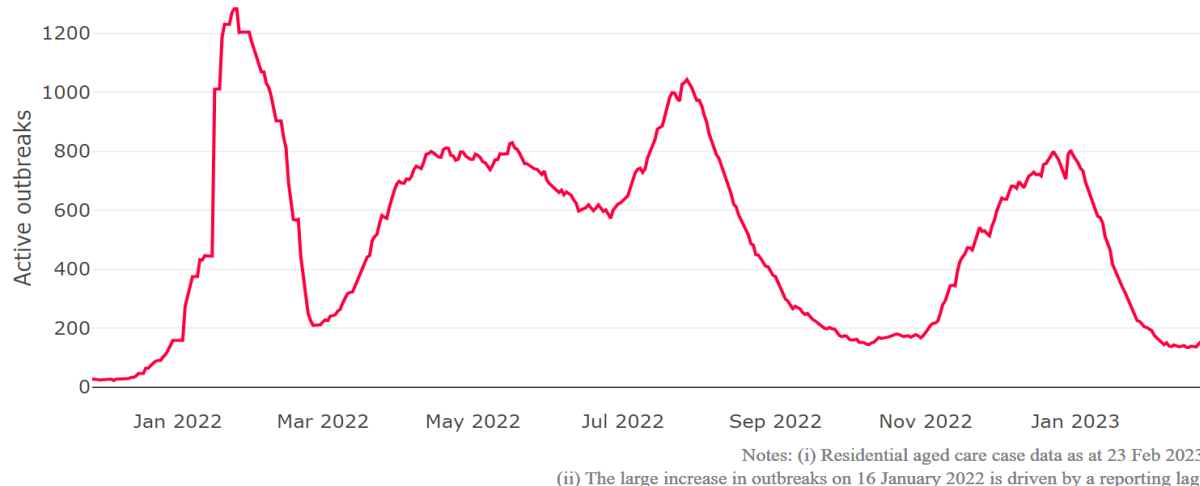
<sup>1</sup> Outbreak opening and closure includes changes in the status of exposure sites to outbreaks (and vice versa), which are applied retrospectively to facility records. New case information can also change the status of a recovered site back to an active outbreak site. As a result, changes in active outbreak status may not align with day on day variations to active totals. These adjustments will also affect the number of cases in staff and residents reported each week.

<sup>2</sup> Active residents and staff cases are the total currently positive cases in active outbreaks

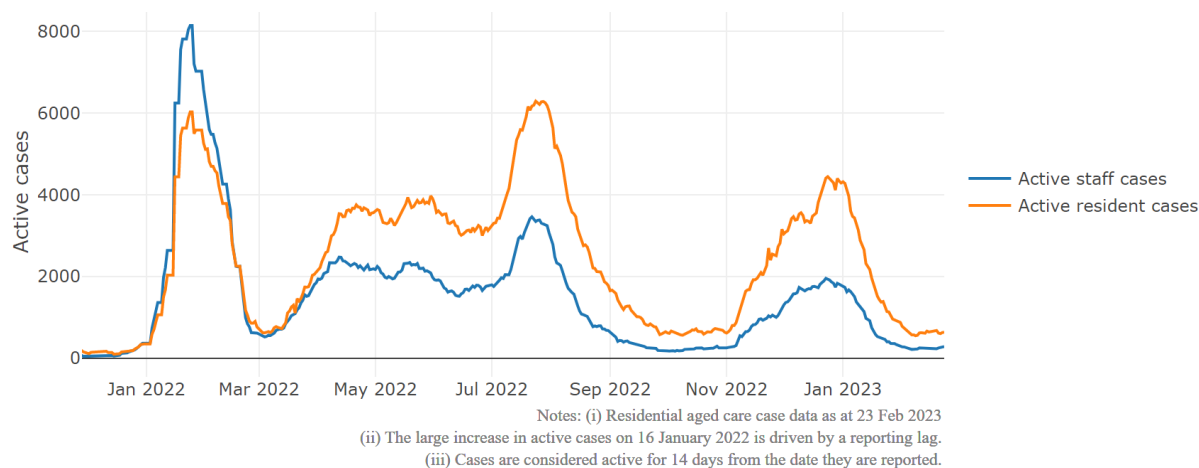
<sup>3</sup> An outbreak is considered to be active pending advice from the relevant Public Health Unit. An outbreak is defined as at least 1 positive case in a resident or 2+ cases in staff.

<sup>4</sup> Case numbers and numbers of deaths are dependent upon reporting from facilities and validation of deaths from state and territory governments. This is subject to change as further information is provided.

**Figure 1: National Outbreak Trends in Aged Care**



**Figure 2: Trends in Aged Care Cases – November 2021 to Present**



## Mortality

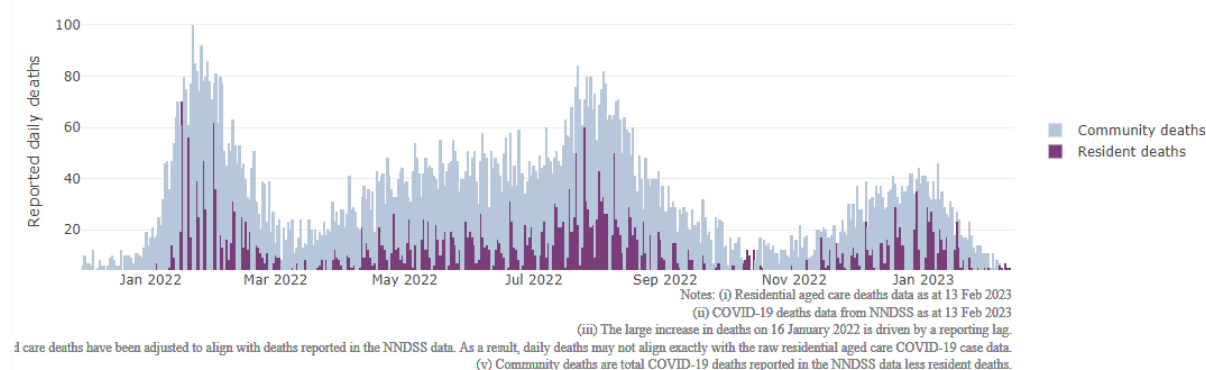
For the period of 1 January 2022 to 21 February 2023, COVID-19 is recorded as the cause of death in 7.2 per cent of all deaths in permanent residents in aged care facilities.

Since the beginning of the Omicron outbreak in late November 2021, there have been 76,125 deaths in residential aged care from all causes (report period from 29 November 2021 to 21 February 2023)<sup>5</sup>. COVID-19 deaths account for 6.7 per cent of this figure.

Over the course of the pandemic, all-cause excess mortality in Residential Aged Care was below expected numbers in 2020, and within expected range in 2021.

<sup>5</sup> The Department is now accessing aged care deaths data from the SIEBEL dataset. Figures are live and subject to change. Source: Department of Health and Aged Care unpublished data / SIEBEL dataset.

**Figure 3: COVID-19 Deaths in Residential Aged Care Facilities overlaid with Community deaths**



### Workforce in active residential aged care outbreaks

As at 24 February 2023, workforce surge staff have filled a total of 162,265 shifts in aged care services impacted by COVID-19, including 363 in the past 7 days. In the past 7 days (to 24 February) surge workforce providers have assisted 11 residential aged care homes. These shifts include roles for GPs, nurses, care workers, allied health workers, executive and ancillary staff. This includes:

**Table 3: Workforce resources supplied to residential aged care facilities**

Workforce provider	Total Shifts	Previous 7 days
Recruitment, Consulting and Staffing Association	101,112	0
Healthcare Australia (Workforce Surge)	13,538	2
Healthcare Australia (NACER)	2,295	N/A
Mable	2,711	N/A
Aspen Medical	21,450	55
HealthX	17,103	306
Torrens	4,056	N/A

The Australian Defence Force provided support to a total of 542 residential aged care homes between February and September 2022. The ADF deployment ceased on 30 September 2022.

### Oral antiviral treatments

Distribution of the oral anti-viral Lagevrio (Molnupiravir) commenced on 6 February 2022 to all RACFs with outbreak sites prioritised for delivery. The National Medical Stockpile has deployed 48,269 treatment courses of Lagevrio (Molnupiravir) to aged care facilities.

53,294 prescriptions for Lagevrio (Molnupiravir) have been issued to residents in residential aged care facilities, with a further 2,928 prescriptions for Paxlovid (nirmatrelvir + ritonavir) also issued since 28 February 2022 and up to 19 February 2023.

## Vaccination in Residential Aged Care Facilities

The Australian Government's COVID-19 vaccination program is delivering in-reach vaccine services for aged care residents and workers across Australia, through Commonwealth vaccine providers, primary care and self-vaccination services by aged care providers.

The Government continues to provide all residential aged care facilities with access to COVID vaccination clinics to ensure residents have every opportunity to get their fourth dose. As at 24 February 2023, there are currently 158,501 residents eligible for fourth doses. In total 135,358 residents (85.4% of eligible residents) have received a fourth dose.

As at 23 February 2023, a total of 638,588 doses of COVID-19 vaccines have been administered to residents in residential aged care facilities. Information is now received from the Australian Immunisation Register, meaning reported numbers may differ from previous reports. Information from the Australian Immunisation Register provides a more accurate representation of residents currently in residential aged care.

Residential aged care fourth dose vaccination summary									
	National	NSW	VIC	QLD	SA	WA	TAS	NT	ACT
Total residents who have received a fourth dose	135,358	42,917	36,887	26,245	11,540	12,186	3,399	330	1,854
Percentage against total residents*	75.8%	74.8%	79.9%	72.8%	74.9%	73.6%	77.3%	70.7%	82.1%
Percentage against eligible residents (interval only)**	83.1%	81.6%	86.5%	81.6%	82.8%	81.1%	84.9%	81.1%	87.6%
Percentage against eligible residents (interval and case overlay)***	85.4%	84.3%	88.2%	83.6%	86.0%	83.5%	87.0%	85.6%	89.1%

Sources: Aged care AIR data as at 23 February 2023, AIR mapping file for residents in permanent residential RACFs as at 2 September 2022, Aged care COVID-19 case data is sourced from:

- The Aged Care COVID-19 Response and Preparedness Section of the Service Delivery Division, Ageing and Aged Care Group prior to 16 January 2022.
- The AUS-CAIRS COVID-19 Aged Care Incidents Response System between 16 January 2022 and 22 February 2023.
- My Aged Care Portal (MACP) from 28 February 2022 to 22 February 2023

\* Residents who have had a fourth dose of a COVID-19 vaccine (*this may include the booster dose for severely immunocompromised residents*) total residents in Commonwealth funded positions in residential aged care facilities

\*\* Residents who have had a fourth dose of a COVID-19 vaccine (*this may include the booster dose for severely immunocompromised residents*) over total residents who have had a third dose of a COVID-19 vaccine over 3 months ago (*this may include the third primary course dose for severely immunocompromised residents*)

\*\*\* Residents who have had a fourth dose of a COVID-19 vaccine (*this may include the booster dose for severely immunocompromised residents*) over total residents who have had a third dose of a COVID-19 vaccine over 3 months ago with case overlay applied (*this may include the third primary course dose for severely immunocompromised residents*). Eligible residents have been reduced by an estimate of the number of COVID cases in the facility. The number of cases is calculated by the number of cases self-reported through AUS-CAIRS over the last 90 days adjusted by the fourth dose vaccination rate in a facility (percentage by eligible residents).

## Infection control and audits

The Aged Care Quality and Safety Commission (Commission) conducts a range of site and non-site activities to monitor and assess residential aged care services, including site audits and assessment contacts (site and non-site) (see Table 5 below). In August 2020, the Commission commenced an infection control monitoring (ICM) spot check program in all Australian jurisdictions.

The ICM spot check program involves on-site visits to residential aged care services, without an outbreak, to check compliance with personal protective equipment (PPE) and infection control arrangements. The purpose of the ICM spot check is to observe infection control practices, to ensure that staff, management and visitors were adhering to safe personal protective equipment protocols and to safe infection control arrangements as required under the quality standards.

As at 23 February 2023, the Commission had conducted 4,220 ICM spot checks to observe infection control practices and PPE protocols in residential aged care facilities.

**Table 5: Total Quality Assessment and Monitoring Activities with residential services (including IPC), by type and month 1 March 2020 to 23 February 2022**

<b>Regulatory Activities</b>	<b>2019-20 (1 Mar - 30 Jun 2020)</b>	<b>2020-21</b>	<b>2021-22</b>	<b>2022-23 (to 23 Feb 2023)</b>	<b>Total</b>
<b>Site visits</b>	318	3,452	1,733	1,948	<b>7,451</b>
<b>Non-site activities</b>	3,709	8,382	6,614	1,190	<b>19,895</b>
<b>Total activities</b>	<b>4,027</b>	<b>11,834</b>	<b>8,347</b>	<b>3,138</b>	<b>27,346</b>

## Appendix 1: National residential aged care services with Active outbreaks COVID-19

Please note, information reported in this table has been directly reported to the Department of Health and Aged Care by residential aged care facilities. Total cases refers to all staff and resident cases associated with the active outbreak and may not reflect the count of currently active cases. Where numbers have been incorrectly reported, facilities are able to correct these in the COVID-19 Support Portal through My Aged Care. Where a facility is reporting less than six resident or staff cases or less than six deaths, data has been suppressed to protect the privacy of affected individuals (note that “n/p” indicates data is not provided to protect privacy).

Service Name	State	Resident Deaths	Resident Cases	Staff Cases	Total Incidents
Ashburn House Aged Care Facility	New South Wales	0	11	0	11
Aurrum Erina	New South Wales	0	<6	<6	<6
Aurrum Kincumber	New South Wales	0	<6	0	<6
BaptistCare Cooina Court	New South Wales	0	7	<6	n/p
Bupa Waratah	New South Wales	0	20	8	28
Carinya House	New South Wales	0	<6	<6	7
Carpenter Court Aged Care Plus Centre	New South Wales	0	<6	0	<6
Catholic Healthcare St Francis Aged Care	New South Wales	0	<6	<6	8
Catholic Healthcare St John's Villa	New South Wales	0	<6	0	<6
Catholic Healthcare St Joseph's Aged Care	New South Wales	0	6	6	12
Catholic Healthcare The Sister Anne Court Aged Care	New South Wales	0	<6	<6	7
Chamberlain Gardens Aged Care	New South Wales	0	15	<6	n/p
Cooee Lodge	New South Wales	0	17	13	30
Cooina Hostel	New South Wales	0	0	<6	<6
Denhams Beach Care Community	New South Wales	0	9	<6	n/p
Dougherty Villa	New South Wales	0	29	28	57
Dural House Aged Care	New South Wales	0	0	<6	<6
Estia Health Epping - The Poplars	New South Wales	0	<6	0	<6
Florence Price Gardens	New South Wales	0	6	<6	n/p
Heritage Queanbeyan	New South Wales	0	18	8	26
Illawarra Multi-Cultural Village Hostel	New South Wales	0	<6	<6	<6
Karingal Gardens	New South Wales	0	<6	<6	<6

Service Name	State	Resident Deaths	Resident Cases	Staff Cases	Total Incidents
<b>Killarney Vale Care Community</b>	New South Wales	0	<6	0	<6
<b>Lake Haven Court Aged Care Facility</b>	New South Wales	0	<6	0	<6
<b>Maroba Nursing Home</b>	New South Wales	0	0	<6	<6
<b>Maroubra Shores</b>	New South Wales	0	0	<6	<6
<b>Montrose Aged Care Plus Centre</b>	New South Wales	0	<6	0	<6
<b>Our Lady Of Consolation Nursing Home</b>	New South Wales	0	<6	0	<6
<b>Pembroke Lodge</b>	New South Wales	0	22	<6	n/p
<b>Randwick Montefiore Home</b>	New South Wales	0	34	7	41
<b>Regis Port Stephens</b>	New South Wales	0	13	6	19
<b>Remembrance Village</b>	New South Wales	0	9	<6	n/p
<b>RFBI Berry Masonic Village</b>	New South Wales	<6	9	11	20
<b>RFBI Moonbi Masonic Village - Moonby</b>	New South Wales	0	12	7	19
<b>Southern Cross Care Marian Nursing Home</b>	New South Wales	0	14	11	25
<b>St Basil's Lakemba</b>	New South Wales	0	18	9	27
<b>St Lukes Nursing Home</b>	New South Wales	0	<6	<6	<6
<b>The Whiddon Group - Grafton</b>	New South Wales	<6	13	<6	n/p
<b>The Willows Private Nursing Home Pty Ltd</b>	New South Wales	0	<6	<6	8
<b>Uniting Alblas Lodge Tamworth</b>	New South Wales	0	<6	0	<6
<b>Uniting St Columba's Lane Cove</b>	New South Wales	0	<6	<6	<6
<b>Uniting Thomas Roseby Lodge Marrickville</b>	New South Wales	0	<6	0	<6
<b>Uniting Tumut</b>	New South Wales	0	<6	<6	<6
<b>Wahroonga House</b>	New South Wales	<6	7	15	22
<b>Wenonah Lodge</b>	New South Wales	0	0	<6	<6
<b>William Cape Gardens</b>	New South Wales	0	<6	0	<6
<b>Woollahra Montefiore Home</b>	New South Wales	0	<6	0	<6
<b>Tjilpi Pampaku Ngura Aged Care Service</b>	Northern Territory	0	8	0	8
<b>Arcare North Lakes</b>	Queensland	0	20	9	29
<b>Ashmore Gardens Care Community</b>	Queensland	0	<6	<6	7

Service Name	State	Resident Deaths	Resident Cases	Staff Cases	Total Incidents
<b>Bolton Clarke Westhaven</b>	Queensland	0	19	<6	n/p
<b>Calvary Gympie Views</b>	Queensland	0	20	6	26
<b>Carinity Wishart Gardens</b>	Queensland	0	<6	<6	<6
<b>Churches of Christ Clive Burdeu Aged Care Service</b>	Queensland	0	<6	<6	<6
<b>Estia Health Albany Creek</b>	Queensland	<6	59	7	66
<b>Estia Health Mount Coolum</b>	Queensland	0	0	<6	<6
<b>Estia Health Mudgeeraba</b>	Queensland	0	0	<6	<6
<b>Francis Of Assisi Home</b>	Queensland	0	16	6	22
<b>Good Shepherd Lodge</b>	Queensland	0	<6	<6	<6
<b>Immanuel Gardens</b>	Queensland	0	26	6	32
<b>Infinite Care Mount Lofty</b>	Queensland	0	0	<6	<6
<b>Keperra Sanctuary Hostel</b>	Queensland	0	<6	0	<6
<b>Lodges on George</b>	Queensland	0	6	<6	n/p
<b>Maranatha Aged Care</b>	Queensland	0	<6	0	<6
<b>Millmerran Multipurpose Health Service</b>	Queensland	0	<6	<6	<6
<b>Newstead Grand Care Community</b>	Queensland	0	<6	<6	6
<b>North Rockhampton Nursing Centre</b>	Queensland	0	6	<6	n/p
<b>Parklands Aged Care Facility &amp; Retirement Village</b>	Queensland	0	<6	6	n/p
<b>Parkview</b>	Queensland	0	<6	<6	7
<b>Peninsula Palms Retirement Village</b>	Queensland	<6	<6	<6	6
<b>Regis Ferny Grove</b>	Queensland	0	10	<6	n/p
<b>Regis Gatton</b>	Queensland	0	27	18	45
<b>Regis Home Hill</b>	Queensland	0	<6	<6	6
<b>Regis Kirwan</b>	Queensland	0	<6	<6	7
<b>Regis Salisbury</b>	Queensland	0	19	<6	n/p
<b>Riverview Gardens Aged Care Plus Centre</b>	Queensland	0	16	7	23
<b>Sinamon Village - Kentish Court</b>	Queensland	0	<6	0	<6
<b>Southern Cross Care Chinchilla - Illoura Village</b>	Queensland	0	<6	0	<6



Service Name	State	Resident Deaths	Resident Cases	Staff Cases	Total Incidents
<b>St Paul de Chartres Residential Aged Care</b>	Queensland	0	0	<6	<6
<b>St Vincent's Care Carina</b>	Queensland	<6	39	13	52
<b>St Vincent's Care Services Bardonia</b>	Queensland	0	<6	<6	<6
<b>St Vincent's Care Services Gympie</b>	Queensland	0	<6	<6	<6
<b>St Vincent's Care Services Maroochydore</b>	Queensland	0	<6	0	<6
<b>The Good Shepherd Nursing Home</b>	Queensland	0	<6	14	n/p
<b>TriCare Pimpama Aged Care Residence</b>	Queensland	0	<6	0	<6
<b>Villa Maria Eastern Heights</b>	Queensland	0	<6	0	<6
<b>Village Coorparoo Aged Care</b>	Queensland	0	7	<6	n/p
<b>Whiddon Beaudesert Star</b>	Queensland	0	8	10	18
<b>Aboriginal Elders Village</b>	South Australia	0	<6	0	<6
<b>ACH Group Residential Care - Highercombe</b>	South Australia	0	<6	0	<6
<b>AnglicareSA Elizabeth - Dutton Court</b>	South Australia	0	<6	0	<6
<b>Estia Health Burton</b>	South Australia	0	13	<6	n/p
<b>Estia Health Parkside</b>	South Australia	0	<6	0	<6
<b>Estia Health Salisbury</b>	South Australia	0	16	8	24
<b>Gaynes Park Manor</b>	South Australia	<6	9	<6	n/p
<b>Helping Hand Aged Care - Lightview</b>	South Australia	0	<6	<6	8
<b>Japara Brighton</b>	South Australia	0	<6	0	<6
<b>Japara Trevu House</b>	South Australia	0	23	10	33
<b>Lerwin Nursing Home</b>	South Australia	0	<6	<6	<6
<b>McCracken Views Residential Care</b>	South Australia	0	36	<6	n/p
<b>Parkrose Village</b>	South Australia	<6	15	9	24
<b>Pennwood Village</b>	South Australia	0	9	<6	n/p
<b>Regis Playford</b>	South Australia	0	<6	0	<6
<b>Restvale Hostel</b>	South Australia	0	<6	<6	6
<b>Ridleyton Greek Home for the Aged</b>	South Australia	0	27	17	44
<b>Tanunda Lutheran Home</b>	South Australia	0	<6	<6	<6

Service Name	State	Resident Deaths	Resident Cases	Staff Cases	Total Incidents
<b>Warrina Court Residential Aged Care Service</b>	South Australia	0	<6	<6	7
<b>Warrina Park Residential Aged Care Service</b>	South Australia	0	8	<6	n/p
<b>Uniting AgeWell Lillian Martin</b>	Tasmania	0	19	14	33
<b>AdventCare Yarra Ranges</b>	Victoria	0	<6	0	<6
<b>Allambee Nursing Home Kingston Centre</b>	Victoria	0	<6	<6	6
<b>Arcare Burnside</b>	Victoria	0	<6	0	<6
<b>Aurrum Plenty</b>	Victoria	0	<6	0	<6
<b>Baptcare Brookview Community</b>	Victoria	0	<6	0	<6
<b>Baptcare Wyndham Lodge Community</b>	Victoria	0	<6	0	<6
<b>Bethel Aged Care</b>	Victoria	0	<6	0	<6
<b>Cardinia Community Aged Care</b>	Victoria	0	<6	0	<6
<b>Centennial Lodge</b>	Victoria	0	26	7	33
<b>Coppin Centre</b>	Victoria	0	<6	0	<6
<b>Estia Health Melton South</b>	Victoria	0	0	<6	<6
<b>Estia Health Plenty Valley</b>	Victoria	0	16	<6	n/p
<b>Estia Health Ringwood</b>	Victoria	0	<6	<6	7
<b>Estia Health South Morang</b>	Victoria	0	9	<6	n/p
<b>Forest Lodge Residential Aged Care</b>	Victoria	0	21	0	21
<b>GraniteHill Aged Care</b>	Victoria	0	0	<6	<6
<b>Highwood Court</b>	Victoria	0	9	<6	n/p
<b>Japara The Highbury</b>	Victoria	0	10	<6	n/p
<b>Kew Gardens Aged Care</b>	Victoria	0	<6	<6	n/p
<b>mecwacare Calwell Manor</b>	Victoria	0	8	<6	n/p
<b>Mekong Cairnlea Vietnamese Aged Care</b>	Victoria	0	11	<6	n/p
<b>Newmans on the Park</b>	Victoria	0	<6	<6	<6
<b>Regis Cranbourne</b>	Victoria	0	6	<6	n/p
<b>Regis Ontario</b>	Victoria	0	<6	0	<6
<b>Rosebrook</b>	Victoria	0	0	<6	<6

Service Name	State	Resident Deaths	Resident Cases	Staff Cases	Total Incidents
<b>The Views at Heidelberg</b>	Victoria	0	<6	0	<6
<b>Uniting AgeWell Condare Court</b>	Victoria	0	20	<6	n/p
<b>Uniting AgeWell Strath-Haven</b>	Victoria	0	<6	0	<6
<b>Villa Maria Catholic Homes St Catherine's Aged Care Residence</b>	Victoria	0	6	<6	n/p
<b>Water Gardens</b>	Victoria	0	16	7	23
<b>Whittlesea Lodge</b>	Victoria	<6	47	16	63
<b>Woods Point Aged Care</b>	Victoria	0	20	<6	n/p
<b>Aegis Amherst</b>	Western Australia	<6	13	<6	n/p
<b>Aegis Greenfields</b>	Western Australia	<6	7	<6	n/p
<b>Baptistcare Gracewood</b>	Western Australia	0	0	<6	<6
<b>Baptistcare William Carey Court</b>	Western Australia	0	<6	<6	<6
<b>Bethanie Fields</b>	Western Australia	0	17	9	26
<b>Brightwater The Cove</b>	Western Australia	0	<6	<6	7
<b>Carnarvon MPS</b>	Western Australia	0	7	<6	n/p
<b>Juniper Elimatta</b>	Western Australia	0	0	<6	<6
<b>Mandurah Coast Care Community</b>	Western Australia	0	<6	0	<6
<b>Marine Views Cottesloe</b>	Western Australia	0	<6	0	<6
<b>Moline House</b>	Western Australia	0	7	0	7
<b>Regents Garden Aubin Grove</b>	Western Australia	0	<6	0	<6
<b>Regents Garden Four Seasons Booragoon</b>	Western Australia	0	<6	<6	7
<b>Regis Port Coogee</b>	Western Australia	0	20	<6	n/p