



COVID-19 outbreaks in Australian residential aged care facilities

National snapshot

As at 8:00 am 17 November 2022 there are 3,097 active COVID-19 cases in 462 active outbreaks in residential aged care facilities across Australia. There have been 199 new outbreaks, 40 new resident deaths and 2,859 combined new resident and staff cases reported since 10 November 2022.

Table 1: Aged Care COVID-19 data as at 8.00am 17 November 2022¹

Category	Active ²	Previous 7 days	Cumulative Total	Previous 7 days
Outbreaks ³	462	99	9,006	199
Residential Aged Care Facilities affected	462	99	2,752	7
Resident Cases ⁴	2,155	690	99,771	2,002
Resident Deaths ⁵	N/A	N/A	4,153	40
Staff Cases	942	352	62,879	857

Residential aged care homes with active outbreaks are included in Appendix 1.

Table 2: Overview of Active Outbreaks in Australia

	ACT	NSW	NT	QLD	SA	TAS	VIC	WA	Total
Total Facilities with outbreaks	3	122	2	76	76	10	119	54	462
Total number of active resident cases	22	628	27	314	305	29	508	322	2155
Total number of active staff cases	7	256	4	186	145	13	210	121	942
Total Outbreaks Opened since last Report	3	60	0	31	30	4	50	21	199
Total Outbreaks Closed Since last Report	1	24	0	13	8	1	31	22	100

¹ Outbreak opening and closure includes changes in the status of exposure sites to outbreaks (and vice versa), which are applied retrospectively to facility records. New case information can also change the status of a recovered site back to an active outbreak site. As a result, changes in active outbreak status may not align with day on day variations to active totals. These adjustments will also affect the number of cases in staff and residents reported each week.

² Active residents and staff cases are the total currently positive cases in active outbreaks

³ An outbreak is considered to be active pending advice from the relevant Public Health Unit. An outbreak is defined as at least 1 positive case in a resident or 2+ cases in staff.

⁴ Case numbers and numbers of deaths are dependent upon reporting from facilities and validation of deaths from state and territory governments. This is subject to change as further information is provided.

Figure 1: National Outbreak Trends in Aged Care

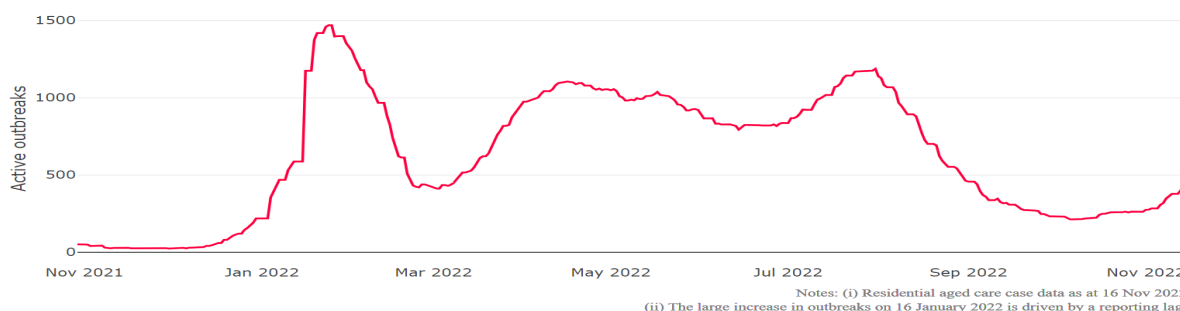
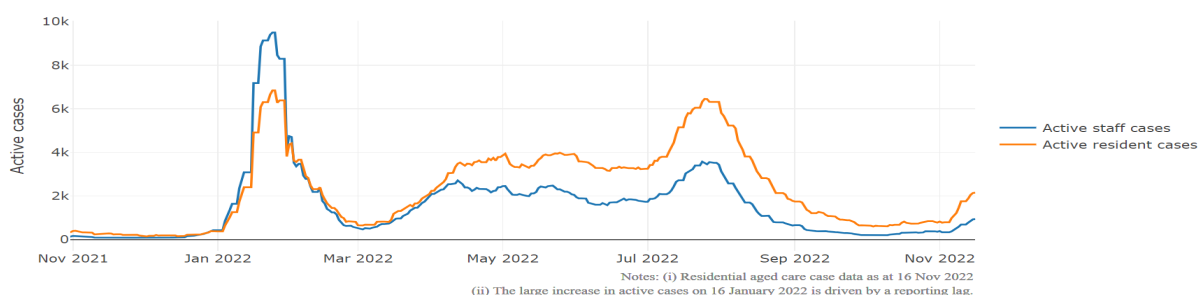


Figure 2: Trends in Aged Care Cases – November 2021 to Present



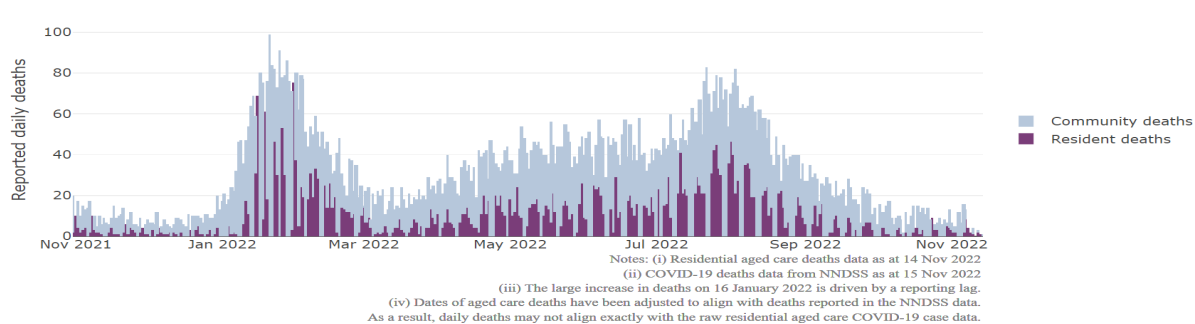
Mortality

For the period of 1 January to 17 November 2022, COVID-19 is recorded as the cause of death in 6.0 per cent of all deaths in permanent residents in aged care facilities.

Since the beginning of the Omicron outbreak in late November 2021, there have been 59,831 deaths in residential aged care from all causes (report period from 29 November 2021 to 14 November 2022)⁵. COVID-19 deaths account for 5.5 per cent of this figure.

Over the course of the pandemic, all-cause excess mortality in Residential Aged Care was below expected numbers in 2020, and within expected range in 2021.

Figure 3 -COVID-19 Deaths in Residential Aged Care Facilities overlaid with Community deaths



⁵ The Department is now accessing aged care deaths data from the SIEBEL dataset. Figures are live and subject to change. Source: Department of Health and Aged Care unpublished data / SIEBEL dataset.

Workforce in active residential aged care outbreaks

As at 18 November 2022, workforce surge staff have filled a total of 145,491 shifts in aged care services impacted by COVID-19, including 964 in the past 7 days. In the past 7 days (to 17 November) surge workforce providers have assisted 57 residential aged care homes. These shifts include roles for GPs, nurses, care workers, allied health workers, executive and ancillary staff.

This includes:

Table 3: Workforce resources supplied to residential aged care facilities

Workforce provider	Total Shifts	Previous 7 days
Recruitment, Consulting and Staffing Association	90,645	487
Healthcare Australia (Workforce Surge)	12,410	36
Healthcare Australia (NACER)	2,295	N/A
Mable	2,711	N/A
Aspen Medical	20,159	108
HealthX	13,216	333
Torrens	4,055	N/A

As at 30 September 2022 the Australian Defence Force had provided support to a total of 542 residential aged care homes since February 2022. The ADF deployment ceased on 30 September 2022.

Oral antiviral treatments

Distribution of the oral anti-viral Lagevrio (Molnupiravir) commenced on 6 February 2022 to all RACFs with outbreak sites prioritised for delivery. The National Medical Stockpile has deployed 48,269 treatment courses of Lagevrio (Molnupiravir) to aged care facilities.

31,957 prescriptions for Lagevrio (Molnupiravir) have been issued to residents in residential aged care facilities, with a further 864 prescriptions for Paxlovid (nirmatrelvir + ritonavir) also issued since 28 February 2022 and up to 13 November 2022.

Vaccination in Residential Aged Care Facilities

The Australian Government's COVID-19 vaccination program is delivering in-reach vaccine services for aged care residents and workers across Australia, through Commonwealth vaccine providers, primary care and self-vaccination services by aged care providers.

The Government continues to provide all residential aged care facilities with access to COVID vaccination clinics to ensure residents have every opportunity to get their fourth dose. As at 18 November 2022, there are currently 158,630 residents eligible for fourth doses. In total 131,487 residents (82.9% of eligible residents) have received a fourth dose, noting more residents have become eligible following recent infection.

As at 18 November 2022, a total of 633,902 doses of COVID-19 vaccines have been administered to residents in residential aged care facilities. Information is now received from the Australian Immunisation Register, meaning reported numbers may differ from previous reports. Information from the Australian Immunisation Register provides a more accurate representation of residents currently in residential aged care.

Residential aged care fourth dose vaccination summary

	National	NSW	VIC	QLD	SA	WA	TAS	NT	ACT
Total residents who have received a fourth dose	131,487	41,530	36,137	25,460	11,193	11,779	3,254	307	1,827
Percentage against total residents*	(73.6%)	(72.4%)	(78.2%)	(70.7%)	(72.7%)	(71.2%)	(74.0%)	(65.7%)	(80.9%)
Percentage against eligible residents (interval only)**	(81.6%)	(79.7%)	(85.5%)	(80.0%)	(81.7%)	(79.9%)	(82.6%)	(75.8%)	(86.9%)
Percentage against eligible residents (interval and case overlay)***	(82.9%)	(81.1%)	(86.6%)	(80.8%)	(83.1%)	(82.3%)	(83.4%)	(78.7%)	(87.7%)

Sources: Aged care AIR data as at 17 November 2022, AIR mapping file for residents in permanent residential RACFs as at 2 September 2022, AUS-CAIRS aged care resident case data as at 17 November 2022.

* Residents who have had a fourth dose of a COVID-19 vaccine (*this may include the booster dose for severely immunocompromised residents*) total residents in Commonwealth funded positions in residential aged care facilities

** Residents who have had a fourth dose of a COVID-19 vaccine (*this may include the booster dose for severely immunocompromised residents*) over total residents who have had a third dose of a COVID-19 vaccine over 3 months ago (*this may include the third primary course dose for severely immunocompromised residents*)

*** Residents who have had a fourth dose of a COVID-19 vaccine (*this may include the booster dose for severely immunocompromised residents*) over total residents who have had a third dose of a COVID-19 vaccine over 3 months ago with case overlay applied (*this may include the third primary course dose for severely immunocompromised residents*). Eligible residents have been reduced by an estimate of the number of COVID cases in the facility. The number of cases is calculated by the number of cases self-reported through AUS-CAIRS over the last 90 days adjusted by the fourth dose vaccination rate in a facility (percentage by eligible residents).

Infection control and audits

The Aged Care Quality and Safety Commission (Commission) conducts a range of site and non-site activities to monitor and assess residential aged care services, including site audits and assessment contacts (site and non-site) (see Table 5 below). In August 2020, the Commission commenced an infection control monitoring (ICM) spot check program in all Australian jurisdictions.

The ICM spot check program involves on-site visits to residential aged care services, without an outbreak, to check compliance with personal protective equipment (PPE) and infection control arrangements. The purpose of the ICM spot check is to observe infection control practices, to ensure that staff, management and visitors were adhering to safe personal protective equipment protocols and to safe infection control arrangements as required under the quality standards.

As at 17 November 2022, the Commission had conducted 4,055 ICM spot checks to observe infection control practices and PPE protocols in residential aged care facilities.

Table 5: Total Quality Assessment and Monitoring Activities with residential services (including IPC), by type and month 1 March 2020 to 17 November 2022

Regulatory Activities	2019-20 (1 Mar - 30 Jun 2020)	2020-21	2021-22	2022-23 (to 17 November 2022)	Total
Site visits	318	3,452	1,733	1,109	6,612
Non-site activities	3,709	8,382	6,580	924	19,595
Total activities	4,027	11,834	8,313	2,033	26,207

Appendix 1: National residential aged care services with Active outbreaks COVID-19

Please note, information reported in this table has been directly reported to the Department of Health and Aged Care by residential aged care facilities. Total cases refers to all staff and resident cases associated with the active outbreak and may not reflect the count of currently active cases. Where numbers have been incorrectly reported, facilities are able to correct these in the COVID-19 Support Portal through My Aged Care. Where a facility is reporting less than six resident or staff cases or less than six deaths, data has been suppressed to protect the privacy of affected individuals (note that “n/p” indicates data is not provided to protect privacy).

Service Name	State	Resident Deaths	Resident Cases	Staff Cases	Total Incidents
BaptistCare Carey Gardens Centre	Australian Capital Territory	0	<6	<6	<6
Canberra Aged Care Facility	Australian Capital Territory	0	<6	0	<6
Sir Leslie Morshead Manor	Australian Capital Territory	0	20	<6	n/p
Abbey House Aged Care	New South Wales	0	0	<6	<6
Abel Tasman Village	New South Wales	0	11	<6	n/p
Anglican Care C A Brown	New South Wales	0	<6	<6	7
Anglican Care Kilpatrick Court	New South Wales	0	<6	0	<6
Anglican Care Storm Village	New South Wales	0	14	<6	n/p
Annandale Grove Care Community	New South Wales	0	8	<6	n/p
Arcare Glenhaven	New South Wales	0	<6	<6	<6
Ascott Gardens	New South Wales	0	<6	<6	7
Ashburn House Aged Care Facility	New South Wales	0	10	<6	n/p
Aurrum Wyoming	New South Wales	0	7	<6	n/p
BaptistCare Bethshan Gardens Centre	New South Wales	0	10	<6	n/p
BaptistCare George Forbes House	New South Wales	0	<6	0	<6
BaptistCare Warabrook Centre	New South Wales	0	<6	<6	<6
BaptistCare Warena Centre	New South Wales	0	<6	0	<6
Bathurst Riverview Care Community	New South Wales	0	22	6	28
Beresford Hall	New South Wales	0	<6	<6	7
Bernard Chan Nursing Home	New South Wales	0	6	6	12
Bethel Lodge	New South Wales	0	<6	<6	6
Blacktown Terrace Care Community	New South Wales	0	<6	<6	<6
Blue Haven Bonaira	New South Wales	0	11	6	17
Boronia House	New South Wales	0	<6	0	<6

Service Name	State	Resident Deaths	Resident Cases	Staff Cases	Total Incidents
Bossley Parkside Care Community	New South Wales	0	<6	0	<6
Brian King Gardens	New South Wales	<6	6	<6	n/p
Bupa Armidale	New South Wales	0	16	<6	n/p
Bupa Greenacre	New South Wales	0	13	6	19
Calvary Cessnock Retirement Community	New South Wales	0	8	<6	n/p
Calvary St Joseph's Retirement Community	New South Wales	0	<6	0	<6
Carino Care at Rockdale	New South Wales	0	<6	<6	<6
CASS Residential Aged Care Facility	New South Wales	0	<6	0	<6
Castle Hill Aged Care Home	New South Wales	0	<6	<6	<6
Catholic Healthcare Holy Spirit Casula	New South Wales	0	<6	0	<6
Catholic Healthcare Holy Spirit Dubbo	New South Wales	<6	11	<6	n/p
Catholic Healthcare Jemalong Residential Village	New South Wales	0	31	11	42
Catholic Healthcare Macquarie Care Centre	New South Wales	0	7	<6	n/p
Catholic Healthcare Maranatha Lodge	New South Wales	0	<6	<6	<6
Catholic Healthcare St Catherine's Aged Care	New South Wales	0	11	6	17
Catholic Healthcare St Peter's Lane Cove North	New South Wales	0	<6	<6	<6
Catholic Healthcare Villa Maria Centre	New South Wales	0	<6	0	<6
Chow Cho-Poon Nursing Home	New South Wales	0	<6	0	<6
Coffs Haven Residential Care Service	New South Wales	0	0	<6	<6
Dellacourt	New South Wales	0	<6	0	<6
Dural House Aged Care	New South Wales	0	0	<6	<6
Edward River Gardens	New South Wales	0	6	<6	n/p
Elizabeth Jenkins Place Aged Care Plus Centre	New South Wales	0	<6	<6	6
Elizabeth Lodge (Rushcutters Bay)	New South Wales	0	0	<6	<6
Estia Health Albury	New South Wales	<6	<6	0	<6
Estia Health Bankstown	New South Wales	<6	15	<6	n/p
Estia Health Bexley Park	New South Wales	0	27	<6	n/p
Estia Health Camden	New South Wales	0	37	<6	n/p

Service Name	State	Resident Deaths	Resident Cases	Staff Cases	Total Incidents
Estia Health Kilbride	New South Wales	0	<6	<6	<6
Estia Health Merrylands	New South Wales	<6	17	7	24
Fairfield Nursing Home	New South Wales	0	22	<6	n/p
Florence Price Gardens	New South Wales	0	<6	<6	<6
Gillawarna Village	New South Wales	0	<6	<6	<6
Glaica House	New South Wales	0	8	7	15
Gosling Creek Aged Care	New South Wales	0	<6	<6	<6
Grasmere Terrace	New South Wales	0	<6	<6	<6
Green Hills Residential Care Service	New South Wales	0	<6	<6	<6
Greenhill Manor	New South Wales	0	<6	0	<6
Greenwood Aged Care	New South Wales	0	<6	0	<6
Grenfell Multi-Purpose Service	New South Wales	0	11	<6	n/p
Harbourside Haven Nursing Home and Hostel	New South Wales	0	<6	<6	<6
Hawkesbury Living Pty Limited	New South Wales	0	<6	0	<6
Heritage Botany	New South Wales	<6	51	8	59
Heritage Pennant Hills	New South Wales	0	23	15	38
Hunters Hill Montefiore Home	New South Wales	0	<6	12	n/p
Japara Brighton-Le-Sands	New South Wales	0	<6	0	<6
John Goodlet Manor	New South Wales	0	14	<6	n/p
Killara Glades Care Community	New South Wales	0	<6	<6	<6
Lara Aged Care	New South Wales	<6	30	16	46
Macleay Valley House	New South Wales	0	<6	<6	<6
Macquarie Lodge Aged Care Plus Centre	New South Wales	0	<6	<6	<6
Maitland Grange Care Community	New South Wales	0	<6	0	<6
Marco Polo Woonona Care Services	New South Wales	0	7	<6	n/p
Marcus Loane House	New South Wales	0	10	<6	n/p
Markmoran at Vacluse	New South Wales	0	9	0	9
Mary Mackillop Hostel Carrington Retirement Village	New South Wales	0	0	<6	<6

Service Name	State	Resident Deaths	Resident Cases	Staff Cases	Total Incidents
Mater Christi Aged Care Facility	New South Wales	<6	14	11	25
Moran Engadine	New South Wales	0	41	11	52
Moran Sylvania	New South Wales	<6	23	<6	n/p
Newmarch House	New South Wales	0	<6	<6	<6
Our Lady Of Consolation Home	New South Wales	0	<6	<6	6
Pathways Cronulla Pines	New South Wales	0	7	6	13
Pathways Sailors Bay	New South Wales	0	0	<6	<6
Patrick Bugden VC Gardens	New South Wales	0	<6	<6	6
Pembroke Lodge	New South Wales	0	<6	<6	<6
Pemulwuy Aged Care	New South Wales	0	<6	<6	<6
Randwick Montefiore Home	New South Wales	0	<6	7	n/p
Redleaf Manor Aged Care	New South Wales	0	<6	0	<6
Residential Gardens	New South Wales	0	12	<6	n/p
Rocky Point Residence	New South Wales	0	<6	<6	8
Rosemore Aged Care	New South Wales	0	0	6	6
Russian Relief Association of St Sergius of Radonezh	New South Wales	0	<6	0	<6
S Antonio Da Padova Nursing Home	New South Wales	0	<6	<6	<6
Seven Hills Nursing Home	New South Wales	0	<6	<6	<6
Sienna Grange Aged Care	New South Wales	0	<6	<6	<6
St Catherine's Aged Care Services	New South Wales	0	30	<6	n/p
St Josephs Nursing Home	New South Wales	0	43	17	60
St Lukes Nursing Home	New South Wales	0	<6	0	<6
Stanmore Place Care Community	New South Wales	0	14	<6	n/p
Stella Maris Aged Care Facility	New South Wales	0	<6	<6	<6
Strathearn Village High Care Facility	New South Wales	0	<6	<6	6
SummitCare Waverley	New South Wales	0	0	<6	<6
SWIAA Gardens	New South Wales	<6	<6	<6	<6
The Greek Community Home For The Aged	New South Wales	0	<6	0	<6

Service Name	State	Resident Deaths	Resident Cases	Staff Cases	Total Incidents
The Maronite Sisters Of The Holy Family Village	New South Wales	0	16	<6	n/p
The Village by Scalabrini	New South Wales	0	<6	0	<6
The Whiddon Group - Largs	New South Wales	0	<6	<6	8
Three Tree Lodge	New South Wales	0	<6	<6	<6
Tingira Hills Care Community	New South Wales	0	8	<6	n/p
Touriandi Limited	New South Wales	0	9	7	16
Uniting Alblas Lodge Tamworth	New South Wales	0	<6	0	<6
Uniting Caroon Marima Goonellabah	New South Wales	0	10	<6	n/p
Uniting Lillian Wells North Parramatta	New South Wales	0	47	12	59
Uniting Nareen Gardens Bateau Bay	New South Wales	0	21	16	37
Uniting The Garrison Mosman	New South Wales	0	11	<6	n/p
Uniting The Marion Leichhardt	New South Wales	0	<6	0	<6
Urbenville Multi-Purpose Service	New South Wales	0	<6	0	<6
Vincent Court	New South Wales	0	6	9	15
Wallsend Manor Aged Care	New South Wales	0	8	<6	n/p
Warrina Village Hostel	New South Wales	0	<6	<6	<6
Wenonah Lodge	New South Wales	0	<6	0	<6
Regis Tiwi	Northern Territory	0	18	<6	n/p
Rocky Ridge	Northern Territory	0	18	7	25
Anglicare SQ Symes Thorpe Home for the Aged	Queensland	0	10	<6	n/p
Arcare Seven Hills	Queensland	0	<6	0	<6
Arcare Springwood	Queensland	0	11	<6	n/p
Ashmore Retreat	Queensland	0	<6	<6	<6
Berlasco Court Caring Centre	Queensland	0	<6	<6	6
Berrinba Greens Care Community	Queensland	0	<6	0	<6
Bethesda Caring Centre	Queensland	0	0	<6	<6
Blue Care Bundaberg Pioneer Aged Care Facility	Queensland	0	<6	<6	<6
Blue Care Toowoomba Residential Aged Care Facility	Queensland	0	14	<6	n/p

Service Name	State	Resident Deaths	Resident Cases	Staff Cases	Total Incidents
Bolton Clarke Fairview	Queensland	0	0	<6	<6
Bolton Clarke Farnorha	Queensland	0	<6	0	<6
Bolton Clarke Fernhill	Queensland	0	<6	<6	<6
Bolton Clarke Galleon Gardens	Queensland	0	<6	<6	<6
Bolton Clarke Milford Grange	Queensland	0	12	<6	n/p
Bolton Clarke Westhaven	Queensland	0	16	<6	n/p
Buderim Views Assisted Aged Care	Queensland	0	<6	<6	<6
Bupa Glenvale	Queensland	0	17	<6	n/p
Camp Hill Aged Care	Queensland	0	14	9	23
Carinity Brownesholme Manor	Queensland	0	<6	<6	<6
Carinity Colthup Manor	Queensland	0	8	<6	n/p
Carinity Hilltop	Queensland	0	6	<6	n/p
Casa D'amore Apartments	Queensland	0	<6	<6	7
Central & Upper Burnett District Home for the Aged Nursing Home	Queensland	0	<6	0	<6
Churches of Christ Bribe Aged Care Service	Queensland	<6	8	8	16
Churches of Christ Buckingham Gardens Aged Care Service	Queensland	0	<6	<6	<6
Churches of Christ Lady Small Haven Aged Care Service	Queensland	0	6	<6	n/p
Churches of Christ Marana Gardens Aged Care Service	Queensland	0	14	8	22
Churches of Christ Stanthorpe Aged Care Service	Queensland	0	13	<6	n/p
Cooinda House	Queensland	<6	6	12	18
Dovetree	Queensland	0	<6	<6	<6
Edge Hill Orchards	Queensland	0	<6	0	<6
Eventide Home Rockhampton	Queensland	0	29	15	44
Harbour Quays Residential Aged Care	Queensland	0	0	<6	<6
Infinite Care Edmonton Gardens	Queensland	0	12	<6	n/p
Injune Multi-purpose Service	Queensland	0	0	<6	<6
Kubirri Residential Care Centre	Queensland	0	0	<6	<6

Service Name	State	Resident Deaths	Resident Cases	Staff Cases	Total Incidents
Mercy Place Cairns (Bethlehem)	Queensland	0	<6	<6	7
MiCare Prins Willem Alexander Lodge	Queensland	0	7	<6	n/p
Murroona Gardens	Queensland	0	<6	<6	<6
Murroona Gardens	Queensland	0	8	6	14
Narangba Aged Care	Queensland	0	<6	<6	<6
New Auckland Place	Queensland	0	26	17	43
North Rockhampton Nursing Centre	Queensland	0	0	<6	<6
Ozcare - Toowoomba	Queensland	0	14	6	20
Ozcare Keith Turnbull Place	Queensland	0	6	<6	n/p
Ozcare Mackay	Queensland	0	9	6	15
Ozcare Magdalene Villa Aged Care Facility	Queensland	<6	<6	<6	<6
Palm Lake Aged Care Deception Bay	Queensland	<6	34	15	49
Parkview	Queensland	0	<6	<6	<6
PM Aged Care	Queensland	0	26	14	40
Proserpine Nursing Home	Queensland	0	<6	<6	<6
Redcliffe Aged Care Service	Queensland	0	0	<6	<6
Redland Residential Care Facility	Queensland	0	<6	0	<6
Regis Redlynch	Queensland	<6	21	<6	n/p
Regis Salisbury	Queensland	0	<6	<6	<6
Regis Sandgate - Musgrave	Queensland	0	<6	<6	9
Regis Yeronga	Queensland	0	14	0	14
Sinamon Village - Nash Court	Queensland	0	<6	<6	<6
Sinamon Village - Reid Court	Queensland	0	<6	0	<6
Southern Cross Care Allora	Queensland	0	12	9	21
Southern Cross Care Edens Landing - Connolly Court	Queensland	0	<6	<6	<6
Southern Cross Care Stretton Gardens	Queensland	0	<6	<6	<6
Springwood Terrace Care Community	Queensland	0	0	<6	<6
St Luke's Green Residential Care	Queensland	0	<6	<6	<6

Service Name	State	Resident Deaths	Resident Cases	Staff Cases	Total Incidents
St Paul de Chartres Residential Aged Care	Queensland	0	0	<6	<6
St Vincent's Care Services Maroochydore	Queensland	0	21	10	31
The Good Shepherd Nursing Home	Queensland	0	<6	6	n/p
TriCare Annerley Aged Care Residence	Queensland	0	14	<6	n/p
TriCare Mermaid Beach Aged Care Residence	Queensland	0	11	<6	n/p
TriCare Stafford Lakes Aged Care Residence	Queensland	0	<6	0	<6
TriCare Toowoomba Aged Care Residence	Queensland	0	<6	0	<6
Warrina Innisfail	Queensland	0	<6	<6	7
Wheller Gardens - Emmaus Village	Queensland	0	9	<6	n/p
Wheller Gardens - John Wesley Gardens	Queensland	0	<6	<6	<6
Whiddon Beaudesert Star	Queensland	0	14	12	26
Woombye Care	Queensland	0	<6	<6	<6
ACH Group Residential Care - Colton Court	South Australia	0	<6	0	<6
ACH Group Residential Care - Highercombe	South Australia	0	<6	0	<6
ACH Group Residential Care - Kapara	South Australia	0	9	<6	n/p
ACH Group Residential Care - Milpara	South Australia	0	<6	0	<6
ACH Group Residential Care - Perry Park (high care)	South Australia	0	10	<6	n/p
ACH Group Residential Care - Perry Park (low care)	South Australia	0	<6	0	<6
ACH Group Residential Care - ViTA	South Australia	0	<6	0	<6
Aldersgate Aged Care Services	South Australia	0	6	0	6
Aldinga Beach Court	South Australia	0	<6	<6	<6
All Care Aged Care The Vales	South Australia	0	<6	0	<6
AnglicareSA Elizabeth East	South Australia	0	15	7	22
Ardrossan Community Hostel	South Australia	0	0	<6	<6
Barossa Valley Nursing Home	South Australia	0	26	0	26
Bene Aged Care - St Clair	South Australia	0	<6	<6	<6
Bethsalem Care	South Australia	0	0	<6	<6
Boandik St Mary's	South Australia	0	<6	<6	6

Service Name	State	Resident Deaths	Resident Cases	Staff Cases	Total Incidents
Bupa Campbelltown	South Australia	0	19	8	27
Bupa Enfield	South Australia	0	<6	0	<6
Christies Beach Residential Care Services	South Australia	0	19	<6	n/p
Eldercare Allambi	South Australia	0	17	18	35
Eldercare Cottage Grove	South Australia	0	<6	<6	6
Eldercare Sash Ferguson	South Australia	0	<6	<6	<6
Estia Health Burton	South Australia	0	0	<6	<6
Estia Health Craigmore	South Australia	0	<6	<6	<6
Estia Health Daw Park	South Australia	0	31	<6	n/p
Estia Health Encounter Bay	South Australia	0	0	<6	<6
Estia Health Golden Grove	South Australia	0	<6	0	<6
Estia Health Hope Valley	South Australia	0	0	<6	<6
Estia Health Parkside	South Australia	<6	10	<6	n/p
Flinders Ranges - Quorn MPS	South Australia	0	9	<6	n/p
Fullarton Lutheran Homes	South Australia	0	<6	<6	<6
Gaynes Park Manor	South Australia	0	6	<6	n/p
Glenrose Court	South Australia	0	6	<6	n/p
Hamley Bridge Rest Home	South Australia	0	6	7	13
Hillside Residential Care Centre	South Australia	0	<6	0	<6
Holly Residential Care Centre	South Australia	0	<6	0	<6
Ira Parker Nursing Home	South Australia	0	<6	<6	<6
Japara Trevu House	South Australia	0	<6	6	n/p
Kalyra Woodcroft Aged Care	South Australia	0	6	0	6
Kangaroo Island MPS	South Australia	0	9	<6	n/p
Kara House	South Australia	0	<6	<6	6
Klemzig Residential Care Services	South Australia	0	25	<6	n/p
LHI Hope Valley	South Australia	0	13	<6	n/p
Lourdes Valley The Lodge Residential Care	South Australia	0	<6	<6	<6

Service Name	State	Resident Deaths	Resident Cases	Staff Cases	Total Incidents
Lower North - Snowtown MPS	South Australia	<6	13	<6	n/p
Loxton District Nursing Home	South Australia	0	18	<6	n/p
Mallee - Pinnaroo MPS	South Australia	0	11	<6	n/p
Marten Residential Care Centre	South Australia	0	6	<6	n/p
Mid West - Streaky Bay MPS	South Australia	0	<6	<6	<6
Mid West - Wudinna MPS	South Australia	0	<6	<6	7
Mount Carmel Residential Care	South Australia	0	<6	0	<6
Murray Mudge	South Australia	0	<6	<6	6
Oakwood Aged Care	South Australia	0	<6	<6	<6
Olive Grove Aged Care	South Australia	0	<6	<6	<6
Orroroo Community Home	South Australia	0	<6	<6	7
Parkview Aged Care	South Australia	<6	18	14	32
Regis Burnside	South Australia	0	<6	0	<6
Rembrandt Court	South Australia	0	<6	<6	<6
Renmark Nursing Home	South Australia	0	<6	<6	<6
Resthaven Bellevue Heights	South Australia	0	<6	0	<6
Resthaven Craigmore	South Australia	0	<6	<6	<6
Resthaven Leabrook	South Australia	0	6	<6	n/p
Resthaven Mitcham	South Australia	0	0	<6	<6
Resthaven Mount Gambier	South Australia	0	<6	<6	<6
Rose Court Aged Care Facility	South Australia	0	<6	0	<6
Smithfield Residential Care Centre	South Australia	0	8	<6	n/p
Somerton Residential Care Centre	South Australia	0	<6	<6	<6
St Pauls Lutheran Hostel	South Australia	0	12	<6	n/p
Tanunda Lutheran Home	South Australia	0	<6	0	<6
The Carlyle on Cross	South Australia	0	21	<6	n/p
The Pines Lodge Residential Care	South Australia	0	7	<6	n/p
Torrens Valley Aged Care	South Australia	0	12	8	20

Service Name	State	Resident Deaths	Resident Cases	Staff Cases	Total Incidents
Walkerville Residential Care Centre	South Australia	0	<6	6	n/p
War Veterans Home Myrtle Bank	South Australia	0	<6	<6	<6
Wesley House	South Australia	0	17	7	24
Wirraminna Care Residential Aged Care	South Australia	0	<6	0	<6
Freemasons Nursing Home	Tasmania	0	21	7	28
Guilford Young Grove	Tasmania	0	24	7	31
Korongee	Tasmania	0	<6	0	<6
Mary Ogilvy Home	Tasmania	0	<6	<6	<6
May Shaw Residential Aged Care	Tasmania	0	<6	<6	6
Medea Park Hostel	Tasmania	0	14	7	21
Mt St Vincent	Tasmania	0	<6	<6	7
Regis Tasmania - Legana	Tasmania	0	<6	0	<6
Rivulet	Tasmania	<6	21	<6	n/p
Sandown Apartments	Tasmania	<6	<6	<6	7
Arcare Brighton	Victoria	0	<6	0	<6
Arcare Castlemaine	Victoria	0	<6	0	<6
Arcare Cheltenham	Victoria	0	<6	0	<6
Arcare Essendon	Victoria	0	<6	<6	<6
Arcare Maidstone	Victoria	0	<6	<6	<6
Arcare Parkview Malvern East	Victoria	0	12	<6	n/p
Arcare Point Lonsdale	Victoria	0	8	<6	n/p
Arcare Portarlington	Victoria	<6	21	7	28
Arcare Reservoir	Victoria	0	21	<6	n/p
Arpad Aged Care	Victoria	0	11	<6	n/p
Aurrum Plenty	Victoria	0	<6	<6	<6
Baptcare - Hedley Sutton Community	Victoria	0	7	<6	n/p
Baptcare - Westhaven Community	Victoria	0	<6	<6	<6
Baptcare The Orchards Community	Victoria	0	<6	<6	7

Service Name	State	Resident Deaths	Resident Cases	Staff Cases	Total Incidents
Baptcare Wyndham Lodge Community	Victoria	0	<6	<6	7
Benetas Broughton Hall	Victoria	0	<6	0	<6
Benetas Dalkeith Gardens	Victoria	0	<6	<6	<6
Benetas St George's	Victoria	0	38	18	56
BlueCross Ashby	Victoria	0	<6	0	<6
BlueCross Baradine	Victoria	0	15	7	22
BlueCross Cresthaven	Victoria	0	6	0	6
BlueCross Scotchmans Creek	Victoria	0	<6	<6	<6
BlueCross Western Gardens	Victoria	<6	21	<6	n/p
Boronia Residential Aged Care	Victoria	0	11	<6	n/p
Bupa Bellarine Lakes	Victoria	0	6	<6	n/p
Bupa Bendigo	Victoria	0	9	9	18
Bupa Berwick	Victoria	0	27	19	46
Bupa Caulfield	Victoria	0	<6	0	<6
Bupa Portland	Victoria	0	<6	0	<6
Bupa Woodend	Victoria	0	17	13	30
Carrum Downs Aged Care	Victoria	0	<6	0	<6
CCSSCI - On Luck Chinese Nursing Home	Victoria	0	<6	<6	<6
Cheltenham Manor	Victoria	0	16	<6	n/p
Corryong MPS	Victoria	0	13	10	23
Craigcare Berwick	Victoria	0	<6	<6	7
Craigcare Moonee Ponds	Victoria	0	<6	<6	9
Cumberland View Aged Care - Whalley Drive	Victoria	0	6	<6	n/p
Deloraine Private Nursing Home	Victoria	0	0	<6	<6
Doutta Galla Lynch's Bridge Aged Care Facility	Victoria	0	<6	<6	<6
Drysdale Grove	Victoria	0	<6	<6	<6
Edgarley Home	Victoria	0	<6	<6	<6
Edith Bendall Lodge	Victoria	<6	34	7	41

Service Name	State	Resident Deaths	Resident Cases	Staff Cases	Total Incidents
Elizabeth Gardens Burwood	Victoria	0	9	<6	n/p
Embracia Moonee Valley	Victoria	0	20	<6	n/p
Epping Meadows Care Community	Victoria	0	<6	0	<6
Estia Health Knoxfield	Victoria	0	17	8	25
Estia Health Ringwood	Victoria	0	18	<6	n/p
Eva Tilley Memorial Hostel	Victoria	0	<6	0	<6
Fairway Bayside Aged Care	Victoria	0	<6	0	<6
Froniditha Anesi Aged Care Services - Thornbury	Victoria	<6	43	16	59
Gibson Street Complex	Victoria	0	17	7	24
Glendale Aged Care	Victoria	0	21	6	27
Green Gables Private Hostel	Victoria	0	<6	<6	<6
HammondCare - The Glens	Victoria	0	6	<6	n/p
Havilah Hostel	Victoria	0	7	<6	n/p
Heritage Gardens	Victoria	0	0	<6	<6
Holloway Aged Care Services	Victoria	0	<6	0	<6
Homewood Residential Aged Care	Victoria	0	26	0	26
Inverloch Coast Care Community	Victoria	0	9	7	16
Jacaranda Village	Victoria	0	6	<6	n/p
Japara Cordelia Grove	Victoria	0	8	<6	n/p
Japara Elouera	Victoria	<6	16	<6	n/p
Japara George Vowell	Victoria	0	27	15	42
Japara Goonawarra	Victoria	0	0	<6	<6
Japara Mirridong	Victoria	0	<6	<6	<6
Japara Scottvale	Victoria	0	<6	0	<6
Japara St Judes	Victoria	0	<6	<6	<6
Jessie Bowe House	Victoria	0	<6	0	<6
Jewish Care (Vic) Inc. Residential Homes, Windsor	Victoria	0	7	<6	n/p
Karinya	Victoria	0	8	<6	n/p

Service Name	State	Resident Deaths	Resident Cases	Staff Cases	Total Incidents
Kellock Lodge	Victoria	0	18	15	33
Langwarrin Community Aged Care	Victoria	0	<6	0	<6
Latvian Aged Care Facility	Victoria	0	0	<6	<6
Lifeview Willow Wood	Victoria	<6	45	<6	n/p
Lionsbrae Hostel	Victoria	0	<6	<6	<6
Luson Bloom	Victoria	0	<6	0	<6
Lynbrook Park	Victoria	0	13	10	23
Lyrebird Village for the Aged	Victoria	0	<6	<6	<6
Mallee Track - Sea Lake MPS	Victoria	0	<6	<6	6
Martin Luther Homes	Victoria	0	0	<6	<6
mecwacare Rositano House	Victoria	0	<6	0	<6
Mekong Cairnlea Vietnamese Aged Care	Victoria	<6	14	7	21
Melville Grange Hostel	Victoria	0	9	<6	n/p
Mercy Place Templestowe	Victoria	0	9	<6	n/p
Mercy Place Warrnambool	Victoria	0	10	<6	n/p
Moyne Health Services-Moyneyana House	Victoria	0	15	0	15
Nazareth House Ballarat	Victoria	0	<6	<6	7
Nellie Melba Retirement Village	Victoria	<6	11	0	11
Northside Aged Persons Mental Health Residential Care Facility	Victoria	0	<6	0	<6
Nyah District Aged Care Service (Jacaranda Lodge)	Victoria	0	13	<6	n/p
Oaklea Hall	Victoria	0	<6	<6	<6
Ocean Mist Aged Care	Victoria	0	<6	0	<6
Ottrey Lodge	Victoria	0	15	8	23
Park Lane Croydon	Victoria	0	<6	0	<6
Percy Baxter Lodges	Victoria	<6	<6	<6	<6
R M McHale Hostel	Victoria	0	<6	<6	<6
Regis Alawarra Lodge	Victoria	0	<6	<6	<6
Regis Armadale	Victoria	0	<6	0	<6

Service Name	State	Resident Deaths	Resident Cases	Staff Cases	Total Incidents
Regis Shenley Manor	Victoria	0	<6	<6	<6
Rosehill Aged Care Facility	Victoria	0	8	<6	n/p
Sherbrooke Private Nursing Home	Victoria	0	9	11	20
St Elmo's Nursing Home	Victoria	0	0	<6	<6
St Vincent's Care Services Eltham - Willandra Lodge	Victoria	0	6	0	6
St Vincent's Care Services Kew	Victoria	0	13	13	26
Swan Hill District Nursing Home	Victoria	0	7	<6	n/p
Tabulam & Templer Home for the Aged	Victoria	0	15	7	22
Vasey RSL Care Brighton	Victoria	0	<6	0	<6
Vasey RSL Care Frankston South	Victoria	0	<6	<6	<6
Victoria by the Park	Victoria	<6	<6	<6	<6
Villa Maria Catholic Homes Bundoora Aged Care Residence	Victoria	0	<6	6	n/p
Villa Maria Catholic Homes Corpus Christi Aged Care Residence	Victoria	<6	<6	0	<6
Villa Maria Catholic Homes Shanagolden Aged Care Residence	Victoria	0	0	<6	<6
Villa Maria Catholic Homes St Bernadette's Aged Care Residence	Victoria	0	29	<6	n/p
Villa Maria Catholic Homes Star of the Sea Aged Care Residence	Victoria	<6	17	6	23
Village Glen Aged Care Residences - Capel Sound	Victoria	0	<6	<6	<6
Warrawee Nursing Home	Victoria	0	<6	<6	<6
Warrnambool Place Care Community	Victoria	0	<6	<6	7
Wattle Rise	Victoria	0	<6	0	<6
Waverley Valley Care Community	Victoria	0	<6	<6	<6
Acacia Living Group Menora Gardens Aged Care Facility	Western Australia	0	30	<6	n/p
Aegis Alfred Carson	Western Australia	0	27	<6	n/p
Aegis Amberley	Western Australia	0	27	11	38
Aegis Balmoral	Western Australia	0	<6	0	<6
Aegis Banksia Park	Western Australia	0	<6	<6	<6
Aegis Bassendean	Western Australia	0	<6	0	<6
Aegis Greenfields	Western Australia	0	<6	0	<6

Service Name	State	Resident Deaths	Resident Cases	Staff Cases	Total Incidents
Aegis Hermitage	Western Australia	0	<6	<6	8
Aegis Lincoln Park	Western Australia	<6	18	7	25
Aegis Melville	Western Australia	0	8	<6	n/p
Aegis Parkview	Western Australia	0	0	<6	<6
Aegis Shoalwater	Western Australia	0	17	10	27
Aegis Shorehaven	Western Australia	0	<6	0	<6
Aegis St Michael's	Western Australia	0	<6	0	<6
Alice Ross-King Care Centre	Western Australia	0	42	16	58
Amaroo Village Buckley Caring Centre	Western Australia	0	29	18	47
Armadale Place Care Community	Western Australia	0	25	<6	n/p
Baptistcare Gracehaven	Western Australia	0	<6	<6	7
Baptistcare Mirrambeena	Western Australia	0	0	<6	<6
Baptistcare Yallambee	Western Australia	0	0	<6	<6
Bethanie Geneff	Western Australia	0	<6	<6	8
Bethanie Subiaco	Western Australia	0	14	<6	n/p
Brightwater Birralea	Western Australia	0	35	7	42
Brightwater Onslow Gardens	Western Australia	0	11	<6	n/p
Brightwater South Lake	Western Australia	0	0	<6	<6
Brightwater The Cove	Western Australia	0	21	7	28
Burswood Care Annie Bryson McKeown Lodge	Western Australia	0	11	<6	n/p
Burswood Care Gwen Hardie Lodge	Western Australia	0	<6	6	n/p
Carramar Hostel	Western Australia	0	<6	<6	6
Castledare Retirement Village	Western Australia	0	41	16	57
Concorde Nursing Home	Western Australia	0	<6	0	<6
Craigcare Ascot Waters	Western Australia	0	<6	8	n/p
Hellenic Community Aged Care	Western Australia	0	23	0	23
Howard Solomon Aged Care Facility	Western Australia	0	<6	<6	7
Jacaranda Lodge	Western Australia	0	<6	<6	<6

Service Name	State	Resident Deaths	Resident Cases	Staff Cases	Total Incidents
Juniper Bethshan	Western Australia	0	0	<6	<6
Juniper Ella Williams	Western Australia	0	0	<6	<6
Juniper Hayloft	Western Australia	0	15	9	24
Juniper Hilltop	Western Australia	0	<6	<6	<6
Juniper Sarah Hardey	Western Australia	0	13	6	19
Juniper St David's	Western Australia	0	<6	0	<6
Karingal Green	Western Australia	<6	68	15	83
Little Sisters of the Poor Glendalough Home	Western Australia	0	0	<6	<6
McDougall Park Nursing Home	Western Australia	0	12	<6	n/p
Mercy Place Mont Clare	Western Australia	0	<6	0	<6
Nazareth House Geraldton	Western Australia	0	17	<6	n/p
Pam Corker House	Western Australia	0	10	10	20
Regis Bunbury	Western Australia	0	<6	6	n/p
Riversea Mosman Park	Western Australia	0	<6	<6	<6
Rosewood Care Leederville	Western Australia	0	17	<6	n/p
The Richardson West Perth	Western Australia	0	8	<6	n/p
Thomas Scott Hostel	Western Australia	0	13	<6	n/p
Villa Dalmacia Aged Care Facility	Western Australia	<6	17	6	23
Vivian Bullwinkel Lodge	Western Australia	<6	10	<6	n/p